

OLD COLONY METROPOLITAN PLANNING ORGANIZATION (MPO)

FFY 2023-2027 OLD COLONY TRANSPORTATION IMPROVEMENT PROGRAM (TIP)

ENDORSED BY THE OLD COLONY MPO ON MAY 17, 2022

- AS ADJUSTED DECEMBER 20, 2022
- AS AMENDED FEBRUARY 21, 2023
- AS AMENDED APRIL 18, 2023
- AS AMENDED MAY 16, 2023
- AS AMENDED JULY 18, 2023
- AS ADJUSTED JULY 18, 2023

PREPARED IN COOPERATION WITH:

- BROCKTON AREA TRANSIT AUTHORITY (BAT)
- FEDERAL HIGHWAY ADMINISTRATION (FHWA)
- FEDERAL TRANSIT ADMINISTRATION (FTA)
- MASSACHUSETTS DEPARTMENT OF TRANSPORTATION (MASSDOT)
- OLD COLONY PLANNING COUNCIL (OCPC)

**PREPARED BY:
OLD COLONY PLANNING COUNCIL
70 SCHOOL STREET
BROCKTON, MASSACHUSETTS
UNDER MASSDOT CONTRACT 114676**

TABLE OF CONTENTS

1. INTRODUCTION	1
1.1 DEVELOPMENT OF THE TRANSPORTATION IMPROVEMENT PROGRAM (TIP)	1
1.2 NATIONAL PLANNING FACTORS, AND PERFORMANCE BASED PLANNING	2
1.3 TRANSPORTATION FUNDING PROGRAMS	19
1.4 PUBLIC PARTICIPATION, COORDINATION, AND COORDINATION	21
2. HIGHWAY AND BRIDGE PROJECT LISTING BY COMMUNITY	27
2.1 PRIORITIZATION AND TRANSPORTATION EVALUATION CRITERIA (TEC)	27
2.2 UNIVERSE OF PROJECTS, AND GEOGRAPHIC DISTRIBUTION OF PROJECTS	29
3. TIP FEDERAL REQUIREMENTS AND PROJECT LISTS	32
3.1 ENDORSEMENT OF THE FEDERAL TIP AND AIR QUALITY AND SELF CERTIFICATION COMPLIANCE STATEMENTS ON 3C PROCESS AND GLOBAL WARMING SOLUTIONS ACT	32
3.2 PROCEDURES FOR AMENDMENTS AND ADMINISTRATIVE MODIFICATIONS	32
3.3 FINANCIAL SUMMARY, TARGETS, AND FISCAL CONSTRAINT ANALYSIS	33
3.4 SUMMARY OF REGIONAL FUNDING CATEGORIES	35
3.5 TIP PROJECT LISTS BY YEAR	
FFY 2023 HIGHWAY AND BRIDGE ELEMENT	36
FFY 2024 HIGHWAY AND BRIDGE ELEMENT	37
FFY 2025 HIGHWAY AND BRIDGE ELEMENT	38
FFY 2026 HIGHWAY AND BRIDGE ELEMENT	39
FFY 2027 HIGHWAY AND BRIDGE ELEMENT	40
FFY 2023 TRANSIT ELEMENT	41
FFY 2024 TRANSIT ELEMENT	42
FFY 2025 TRANSIT ELEMENT	44
FFY 2026 TRANSIT ELEMENT	45
FFY 2027 TRANSIT ELEMENT	47
3.6 AIR QUALITY CONFORMITY DETERMINATION	48
APPENDICES	
A. FFY 2023-2027 OLD COLONY TIP ENDORSEMENT	
B. §450.336 - SELF CERTIFICATION COMPLIANCE STATEMENT - 3C PROCESS	
C. SELF-CERTIFICATION COMPLIANCE STATEMENT - 310 CMR 60.05: GLOBAL WARMING SOLUTIONS ACT REQUIREMENTS FOR THE TRANSPORTATION SECTOR AND MASSDOT	
D. GLOSSARY OF TERMS AND ACRONYMS	
E. PAVEMENT MANAGEMENT SYSTEM ANALYSIS	
F. OPERATIONS AND MAINTENANCE EXPENDITURES	
G. FEDERAL REGIONAL FUNDING TARGETS AND STATEWIDE SUMMARIES	
H. TRANSPORTATION EVALUATION CRITERIA (TEC) FORMS	
I. FFY 2021 ANNUAL LISTING OF OBLIGATED PROJECTS	
J. COMPLETED HIGHWAY AND TRANSIT PROJECTS (2015 TO PRESENT; GREENHOUSE GAS (GHG) EMISSIONS ANALYSIS)	
K. FFY 2023-2027 GREENHOUSE GAS (GHG) EMISSIONS ANALYSIS	
L. FFY 2023-2027 GATRA TRANSIT ELEMENT	
M. TWENTY-ONE (21) DAY PUBLIC REVIEW - NOTICE OF AVAILABILITY AND PUBLIC COMMENTS	
N. TIP PROJECT REVISION AND DEFINITION PROCEDURES, AND APPROVED ADJUSTMENTS, ADMINISTRATIVE MODIFICATIONS, AND AMENDMENTS	

The Old Colony Transportation Improvement Program (TIP) was prepared by the following:

Old Colony Metropolitan Planning Organization (MPO) Members:

- Jamey Tesler, MPO Chair, Secretary and Chief Executive Officer, Massachusetts Department of Transportation (MassDOT)
- Michael Lambert, MPO Vice-Chair, Administrator, Brockton Area Regional Transit Authority
- The Honorable Robert Sullivan, Mayor, City of Brockton
- Richard Quintal, Jr., Chairman, Select Board, Plymouth
- Meredith Anderson, Vice-Chair, Board of Selectmen, West Bridgewater (Representing communities with populations less than 15,000 persons)
- Daniel Salvucci, Vice Chair, Board of Selectmen, Whitman (Representing communities with populations more than 15,000 persons)
- Christine Joy, President, Old Colony Planning Council (OCPC)
- Jonathan Gulliver, Administrator, MassDOT Highway Division

MPO Ex-Officio Members (Non-Voting):

- Noreen O'Toole, Chair, Joint Transportation Committee (JTC)
- Daniel Salvucci, Vice-Chair, Joint Transportation Committee (JTC)
- Jeffrey McEwen, Federal Highway Administration (FHWA)
- Peter Butler, Federal Transit Administration (FTA)

Old Colony TIP Staff Contacts:

- Charles Kilmer, AICP, Assistant Director and Transportation Program Manager, OCPC
- William McNulty, PTP, Principal Transportation Planner, OCPC

DISCLAIMER

The preparation of this report has been financed in part through grant[s] from the Federal Highway Administration and Federal Transit Administration, U.S. Department of Transportation, under the State Planning and Research Program, Section 505 [or Metropolitan Planning Program, Section 104(f)] of Title 23, U.S. Code. The views and opinions of the Old Colony Planning Council expressed herein do not necessarily state or reflect those of the U. S. Department of Transportation.

701 CMR 7.00 USE OF ROAD FLAGGERS AND POLICE DETAILS ON PUBLIC WORKS PROJECTS/ 701 CMR

7.00 (the Regulation) was promulgated and became law on October 3, 2008. Under this Regulation, the CMR is applicable to any Public works Project that is performed within the limits of, or that impact traffic on, any Public Road. The Municipal Limitation referenced in this Regulation is applicable only to projects where the Municipality is the Awarding Authority. For all projects contained in the TIP, the Commonwealth is the Awarding Authority. Therefore, all projects must be considered and implemented in accordance with 701 CMR 7.00, and the Road Flagger and Police Detail Guidelines. By placing a project on the TIP, the Municipality acknowledges that 701 CMR 7.00 is applicable to its project and design and construction will be fully compliant with this Regulation. This information and additional information relative to guidance and implementation of the Regulation can be found at the following link on the MassDOT Highway Division website: <https://www.mass.gov/road-flaggers-and-police-detail>

NOTICE OF NONDISCRIMINATION RIGHTS AND PROTECTIONS TO BENEFICIARIES

Federal “Title VI/ Nondiscrimination” Protections

The Old Colony Metropolitan Planning Organization (MPO) operates its programs, services, and activities in compliance with federal nondiscrimination laws including Title VI of the Civil Rights Act of 1964 (Title VI), the Civil Rights Restoration Act of 1987, and related statutes and regulations. Title VI prohibits discrimination in federally assisted programs and requires that no person in the United States of America shall, on the grounds of **race, color, or national origin** (including **limited English proficiency**), be excluded from participation in, be denied the benefits of, or be otherwise subjected to discrimination under any program or activity receiving federal assistance. Related federal nondiscrimination laws administered by the Federal Highway Administration, the Federal Transit Administration, or both prohibit discrimination on the basis of **age, sex, and disability**. These protected categories are contemplated within the Old Colony MPO’s Title VI Programs consistent with federal interpretation and administration. Additionally, the Old Colony MPO provides meaningful access to its programs, services, and activities to individuals with limited English proficiency, in compliance with US Department of Transportation policy and guidance on federal Executive Order 13166.

State Nondiscrimination Protections

The Old Colony MPO also complies with the Massachusetts Public Accommodation Law, M.G.L. c 272 §§ 92a, 98, 98a, prohibiting making any distinction, discrimination, or restriction in admission to or treatment in a place of public accommodation based on **race, color, religious creed, national origin, sex, sexual orientation, disability, or ancestry**. Likewise, the Old Colony MPO complies with the Governor’s Executive Order 526, section 4 requiring all programs, activities, and services provided, performed, licensed, chartered, funded, regulated, or contracted for by the state shall be conducted without unlawful discrimination based on **race, color, age, gender, ethnicity, sexual orientation, gender identity or expression, religion, creed, ancestry, national origin, disability, veteran's status** (including Vietnam-era veterans), or **background**.

Additional Information

To request additional information regarding Title VI and related federal and state nondiscrimination obligations, please contact:

Old Colony Planning Council
Title VI/ Nondiscrimination Coordinator
Mary Waldron
70 School Street
Brockton, MA 02301
508-583-1833 Extension 202
mwaldron@ocpcrpa.org

Title VI Specialist
MassDOT, Office of Diversity and Civil Rights
10 Park Plaza
Boston, MA 02116
857-368-8580
TTY: 857-368-0603
MASSDOT.CivilRights@state.ma.us

Complaint Filing

To file a complaint alleging a violation of Title VI or related federal nondiscrimination law, contact the Title VI Specialist (above) within 180 days of the alleged discriminatory conduct.

To file a complaint alleging a violation of the state's Public Accommodation Law, contact the Massachusetts Commission Against Discrimination within 300 days of the alleged discriminatory conduct at:

Massachusetts Commission Against Discrimination (MCAD)
One Ashburton Place, 6th Floor
Boston, MA 02109
617-994-6000
TTY: 617-994-6196

Translation

English

If this information is needed in another language, please contact the MPO Title VI Coordinator at 508-583-1833 ext. 202.

Spanish

Si necesita esta información en otro idioma, por favor contacte al coordinador de MPO del Título VI al 508-583-1833 ext. 202.

Portuguese

Caso estas informações sejam necessárias em outro idioma, por favor, contate o Coordenador de Título VI da MPO pelo telefone 508-583-1833, Ramal 202

Chinese Simple

如果需要使用其它语言了解信息，请联系Old Colony大都会规划组织（MPO）《民权法案》第六章协调员，电话508- 583-1833，转202。

Chinese Traditional

如果需要使用其他語言瞭解資訊，請聯繫Old Colony大都會規劃組織（MPO）《民權法案》第六章協調員，電話508- 583-1833，轉202。

Vietnamese

Nếu quý vị cần thông tin này bằng tiếng khác, vui lòng liên hệ Điều phối viên Luật VI của MPO theo số điện thoại 508- 583-1833, số máy nhánh 202.

Haitian Creole

Si yon moun bezwen enfòmasyon sa a nan yon lòt lang, tanpri kontakte Koòdonatè a Title VI MPO nan 508-583-1833 ext. 202.

French Creole

Si yon moun vle genyen enfòmasyon sa yo nan yon lòt lang, tanpri kontakte Kowòdinatè MPO Title VI la nan nimewo 508-583-1833, ekstansyon 202.

Russian

Если Вам необходима данная информация на любом другом языке, пожалуйста, свяжитесь с Координатором Титула VI в МРО по тел: 508-583-1833, добавочный 202.

French

Si vous avez besoin d'obtenir une copie de la présente dans une autre langue, veuillez contacter le coordinateur du Titre VI de MPO en composant le 508-583-1833, poste 202.

Italian

Se ha bisogno di ricevere queste informazioni in un'altra lingua si prega di contattare il coordinatore MPO del Titolo VI al 508- 583-1833 interno 202

Mon-Khmer, Cambodian

ប្រសិនបើលោក-អ្នកត្រូវការបកប្រែពីភាសានេះ សូមទាក់ទងអ្នកសម្របសម្រួលជំពូកទី6 របស់ MPO តាមរយៈលេខទូរស័ព្ទ **508-583-1833** រួចភ្ជាប់ទៅលេខ **202**។

Arabic

إذا كنت بحاجة إلى هذه المعلومات بلغة أخرى، يُرجى الاتصال بمنسق الفقرة السادسة لمنظمة التخطيط الحضري على الهاتف: 508- 583-1833 و ثم اضغط الأرقام 202.

Updated December 2019
Old Colony Planning Council

1. INTRODUCTION

The Old Colony Metropolitan Planning Organization (Old Colony MPO) is the regional governing body established by federal law to oversee regional transportation planning and recommend the distribution of transportation funds locally. This includes the responsibilities for conducting a “3C” planning process (continuous, cooperative, and comprehensive) for transportation planning in the 17 communities of the region for all modes of travel, including roadways and highways, public transportation, bicycles, pedestrians, connections to air, ferry, and railroads. The Old Colony MPO is responsible for endorsing several Federal certification documents that include the Long-Range Transportation Plan (LRTP), the Transportation Improvement Program (TIP), and the Unified Planning Work Program (UPWP).

The transportation planning area covered by the MPO includes the 17 communities of the Old Colony Region: Abington, Avon, Bridgewater, Brockton, Duxbury, East Bridgewater, Easton, Halifax, Hanover, Hanson, Kingston, Pembroke, Plymouth, Plympton, Stoughton, West Bridgewater, and Whitman, and the Brockton Area Transit Authority (BAT).

The Old Colony MPO consists of eleven (11) members. The following eight (8) members are voting members: MassDOT; MassDOT Highway Division; Brockton Area Transit Authority (BAT); Old Colony Planning Council (OCPC); City of Brockton; Town of Plymouth; A Community with a population greater than 14,000; and a community with a population less than 15,000. The following three (3) members: Old Colony Joint Transportation Committee (JTC) Chairperson, Federal Highway Administration (FHWA), and Federal Transit Administration (FTA) are ex-officio, non-voting members of the Old Colony MPO.

The Old Colony MPO has established a committee of professionals known as the Old Colony Joint Transportation Committee (JTC) to serve as the transportation advisory group to the MPO. The JTC Members consist of representatives of the seventeen communities of the Old Colony Region: Abington, Avon, Bridgewater, Brockton, Duxbury, East Bridgewater, Easton, Halifax, Hanover, Hanson, Kingston, Pembroke, Plymouth, Plympton, Stoughton, West Bridgewater, and, Whitman, Brockton Area Transit Authority, and MassDOT.

1.1 Development of the Transportation Improvement Program

The Old Colony MPO prepares the Transportation Improvement Program (TIP), which is a staging of transportation projects proposed for implementation during federal fiscal years 2023, 2024, 2025, 2026, and 2027. Projects listed in the TIP include those in the Long-Range Element and Short-Range Element of the Old Colony Long Range Transportation Plan (LRTP). The TIP describes the project, provides its projected costs and associated funding sources.

The Old Colony MPO collaborates cooperatively with the communities of the Old Colony Region, Brockton Area Transit (BAT), Massachusetts Department of Transportation (MassDOT) Office of Transportation Planning, Massachusetts Department of Transportation Rail & Transit Division, and Massachusetts Department of Transportation District 5. Projects are selected from the previous TIP, from proposals made by local officials, by members of the Old Colony Joint Transportation Committee (JTC), the Massachusetts Department of Transportation, Brockton Area Transit Authority, and/or the MPO staff itself based on the Long-Range Transportation Plan. Information and data concerning current projects are obtained from MassDOT, Brockton Area Transit Authority, and/or the community responsible for the design of the project. An annual solicitation for projects commences typically in January.

During TIP development, current and proposed projects are evaluated using Transportation Evaluation Criteria (TEC), and recommended to the Old Colony MPO for consideration and determination of a Preferred Set of Projects. Projects are evaluated using the Transportation Evaluation Criteria of Condition, Mobility, Safety and Security, Community Effects and Support, Land Use and Economic Development, and Environmental Effects. The MPO staff uses the Transportation Evaluation Criteria results, as well as readiness information, available funding, and other pertinent information to develop a Draft TIP. The Old Colony MPO releases the Draft TIP for a 21-Day Public Review and Comment Period. Following the 21-Day Public Review and Comment Period, the Old Colony MPO considers the comments received, and then endorses the TIP if there are no significant changes.

1.2 Bipartisan Infrastructure Law (BIL), National Planning Factors, and Performance Based Planning

The Bipartisan Infrastructure Law (BIL) requires MPOs to implement a continuing, cooperative, and comprehensive performance-based multimodal transportation planning process. To meet this requirement, the Old Colony MPO develops the Long Range Transportation Plan and Transportation Improvement Program that facilitate the safe and efficient movement of safe and efficient management, operation, and development of surface transportation systems that will serve the mobility needs of people and freight (including accessible pedestrian walkways, bicycle transportation facilities, and intermodal facilities that support intercity transportation, including intercity bus facilities and commuter van pool providers) and that fosters economic growth and development within and between States and urbanized areas, and take into consideration resiliency needs while minimizing transportation-related fuel consumption and air pollution in all areas of the region.

The BIL continues to emphasize performance-based planning as an integral part of the metropolitan planning process: states are to develop performance goals, guided by the national goals, and then MPOs will work with state departments of transportation to develop MPO performance measures and targets, or adopt the statewide performance measures and targets. The TIP integrates MassDOT's and the MPO's performance measures and link transportation-investment decisions to progress toward achieving performance targets. The MPOs, MassDOT, and providers of public transportation jointly agree and have developed specific written provisions for cooperatively developing and sharing information related to transportation performance data, the selection of performance targets, the reporting of performance targets, the reporting of performance to be used in tracking progress towards attainment of critical outcomes for the MPO regions and the collection of data for the MassDOT Asset Management Plan.

One desired outcome of performance-based planning is constant quality improvement in project selection and delivery with respect to meeting national goals. If a particular project did not help the plan meet its stated goals, or was more effective than originally thought, that information can inform future decision-making. Done properly, performance-based planning not only improves project selection and prioritization, it also can make a compelling case for the Old Colony MPO's LRTP and why the communities and providers of public transit are invested in its outcome.

The Old Colony MPO develops the TIP with consideration of additional planning activities within the metropolitan area and utilizes a process that provides for the design and delivery of transportation services within the metropolitan planning area. During the development of the LRTP, region specific targets were developed through meetings of a sub-committee and then presented and reviewed by the Old Colony JTC and Old Colony MPO.

The TIP is designed such that once implemented, it makes progress toward achieving the performance

targets. Performance-based planning attempts to make the transportation investment decision-making process both informed and accountable. Projects and services implemented through the TIP will help to achieve the performance targets for Safety (PM1), Bridge and Pavement Condition (PM2), System Performance Measures (PM3), Transit Asset Management (TAM) State of Good Repair (SGR), and Public Transit Agency Safety Plan (PTASP).

Safety Performance Measures and Targets (PM1)

Safety Goals: Achieve a significant reduction in traffic fatalities and serious injuries on all public roads; increase the safety of the transportation system for motorized and non-motorized users; ensure that the transportation system and its users are safe and secure; and review safety data, goals, objectives, and strategies to promote safety.

The Massachusetts Strategic Highway Safety Plan (SHSP) is incorporated into the Old Colony Long-Range Transportation Plan. The Old Colony MPO applies specific criteria in the review of transportation strategies. These criteria are applied to estimated changes in safety. The primary goal of the LRTP is focused on safety and security: “Enhance Safety and Security.” Safety is of such importance that it is recognized in its own chapter of the LRTP. Also included in the LRTP are the following goals: Increase the security of the transportation system for motorized and non-motorized users; examine both transit and highways networks and develop appropriate goals and strategies; review current plans for emergency planning and security elements; identify critical facilities and transportation systems; and define the roles of the various players in promoting security. One area of additional security planning that applies is that of traffic impacts due to extreme weather events such as impending hurricanes, and climate changes.

The Old Colony MPO has chosen to adopt the statewide safety performance measure targets set by MassDOT for Calendar Year (CY) 2022. In setting these targets, MassDOT has followed FHWA guidelines by using statewide crash data and Highway Performance Monitoring System (HPMS) data for vehicle miles traveled (VMT) to calculate 5 year, rolling average trend lines for all FHWA-defined safety measures. For CY 2022 targets, four of the five safety measures - total number of fatalities, rate of fatalities per 100 million vehicle miles traveled, total number of incapacitating injuries, and rate of incapacitating injuries per 100 million VMT - were established by extending their trend lines into the 2018-2022 period. MassDOT’s effort to increase non-motorized mode share throughout the Commonwealth has posed a challenge to simultaneously reducing non-motorized injuries and fatalities. In recent years, MassDOT and the Old Colony MPO have invested in “complete streets,” bicycle and pedestrian infrastructure, intersection and safety improvements in both the Capital Investment Plan (CIP) and Statewide Transportation Improvement Program (STIP) to address increasing mode share and to incorporate safety mitigation elements into projects. Moving forward, the Old Colony MPO, alongside MassDOT, is actively seeking to implement safe system approaches and to improve data collection and methodology for bicycle and pedestrian VMT counts and to continue analyzing crash clusters and crash counts that include both motorized and non-motorized modes to address safety issues at these locations.

In all safety categories, MassDOT has established a long-term target of “Toward Zero Deaths” through MassDOT’s Performance Measures Tracker¹ and will be establishing safety targets for the MPO to consider for adoption each calendar year. While the MPO is not required by FHWA to report on annual safety performance targets, FHWA guidelines require MPOs to adopt MassDOT’s annual targets or to establish their own each year.

¹ <https://www.mass.gov/lists/tracker-annual-performance-management-reports>

FFY 2023-2027 OLD COLONY TRANSPORTATION IMPROVEMENT PROGRAM (TIP)

The safety measures MassDOT has established for CY 2022, and that the Old Colony MPO has adopted, are as follows:

Total Fatalities: Per Federal Highway Administration (FHWA) guidance, the CY22 target setting process began with a trend line projection based on the most recent available data. Due to reduced vehicle miles traveled (VMT) related to the pandemic, actual 2020 fatalities did not follow this trend, so CY21 projections were based on trends from CY19 with CY20 data disregarded given the unique circumstances surrounding data from that year. CY22 projections are based on a 2.5% reduction in fatalities from CY21 resulting in a five-year average fatalities projection of 340. It is projected that fatalities will decrease based on MassDOT efforts in the areas of speed management and safe systems, among other safety strategies. As always, MassDOT’s overarching goal is zero deaths and this goal will be pursued by implementing Strategic Highway Safety Plan (SHSP) strategies.

Fatality Rate: The fatality rate represents five-year average fatalities divided by five-year average VMTs. The COVID-19 pandemic greatly impacted VMT, causing fatality rates to spike in 2020 with significantly lower VMT and slightly higher fatalities. The 2022 projection is now 0.56 fatalities per 100 million vehicle miles traveled for 2022 (five-year average of 2018-2022). The long-term goal is towards zero deaths, so the long-term fatality rate target is 0 fatalities per 100 million VMTs.

Figure 1
Total Fatalities and Fatality Rate

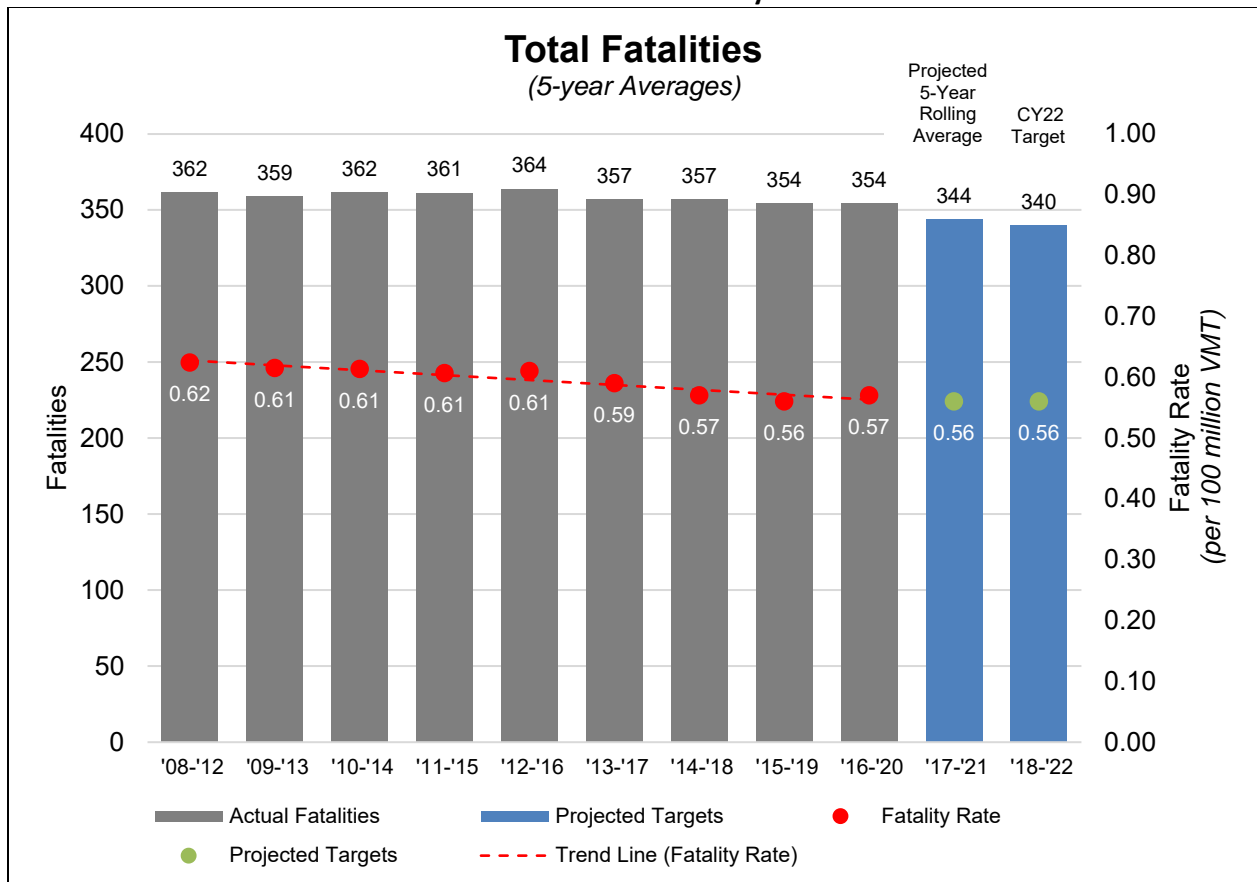
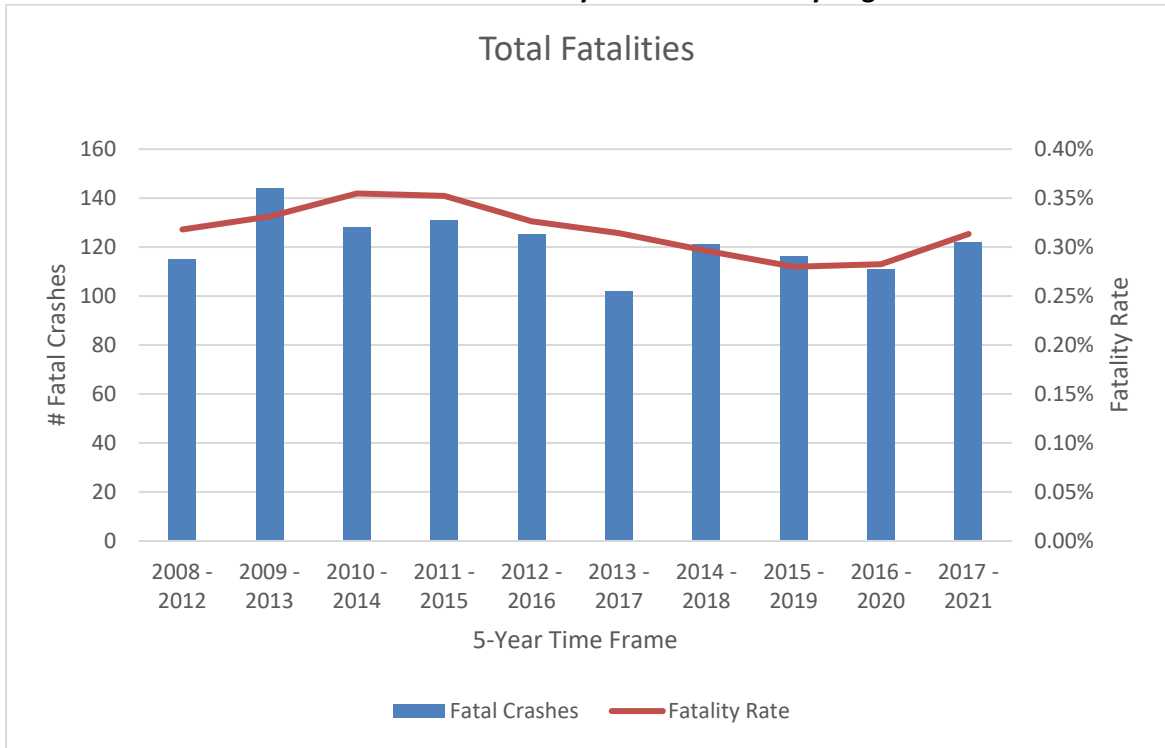


Figure 2
Total Fatalities and Fatality Rate in Old Colony Region



Total Serious Injuries: It is anticipated that there will be an overall decrease in the number of serious injuries due to a continual downward trend line as well as the implementation of countermeasures that are being developed as part of the 2018 SHSP. MassDOT projections in this category have used CY19 as a base to reflect changes in VMT due to the pandemic, and the CY22 target of 2,504 was set to reflect this trend. Due to unpredictable fluctuations between 2019 and 2020 data and an overall decreasing trendline, a 3% reduction in annual serious injuries from 2018 to 2021, and a 4% annual reduction from 2021 to 2022, were assumed to calculate the CY22 target.

Serious Injuries Rate: Similar to the fatality rate, it is anticipated that the downward trend line will result in a drop in the rate of serious injuries from 4.28 per 100 million VMT between 2017–2021 to 4.11 between 2018–2022. Five-year VMT data were used between 2018 – 2022 to calculate this rate.

Figure 3
Total Incapacitating Injuries and Incapacitating Injuries Rate

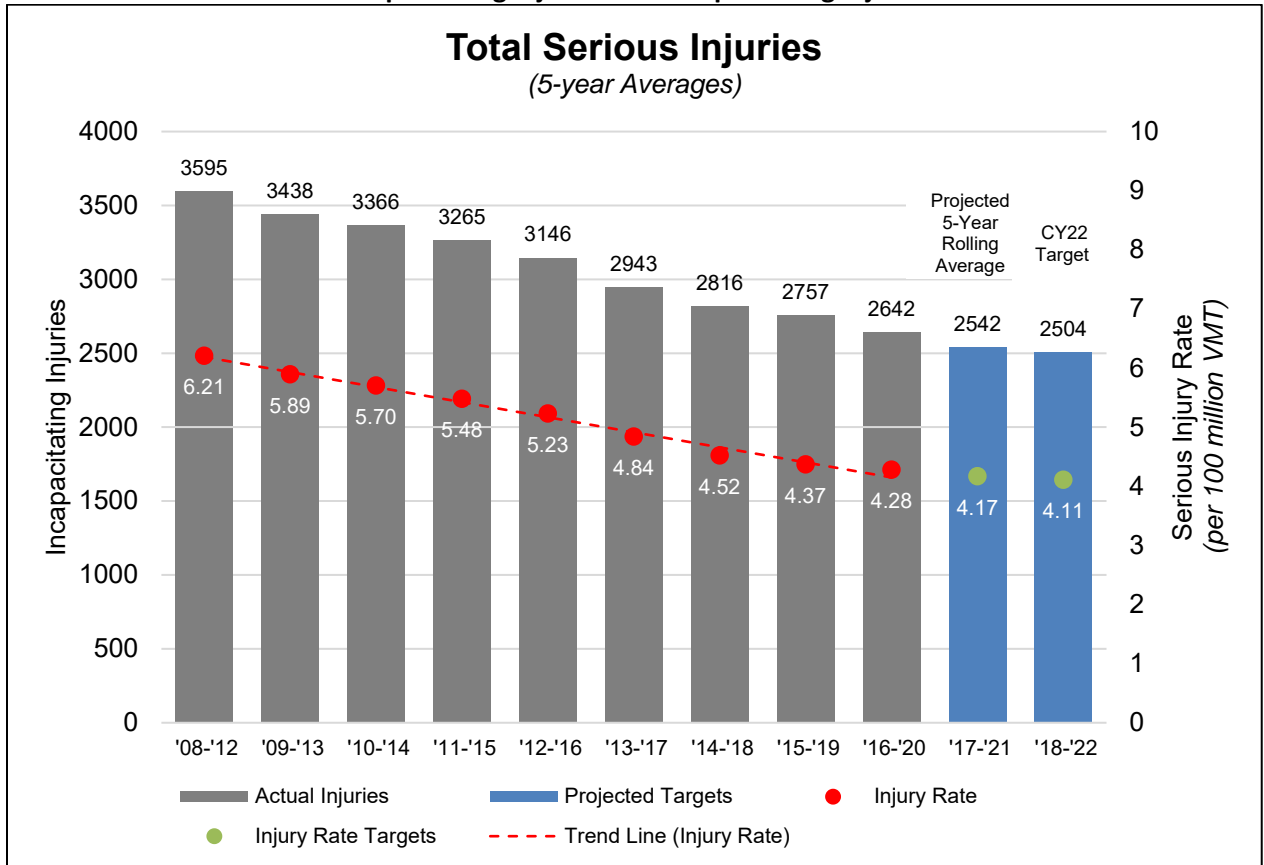
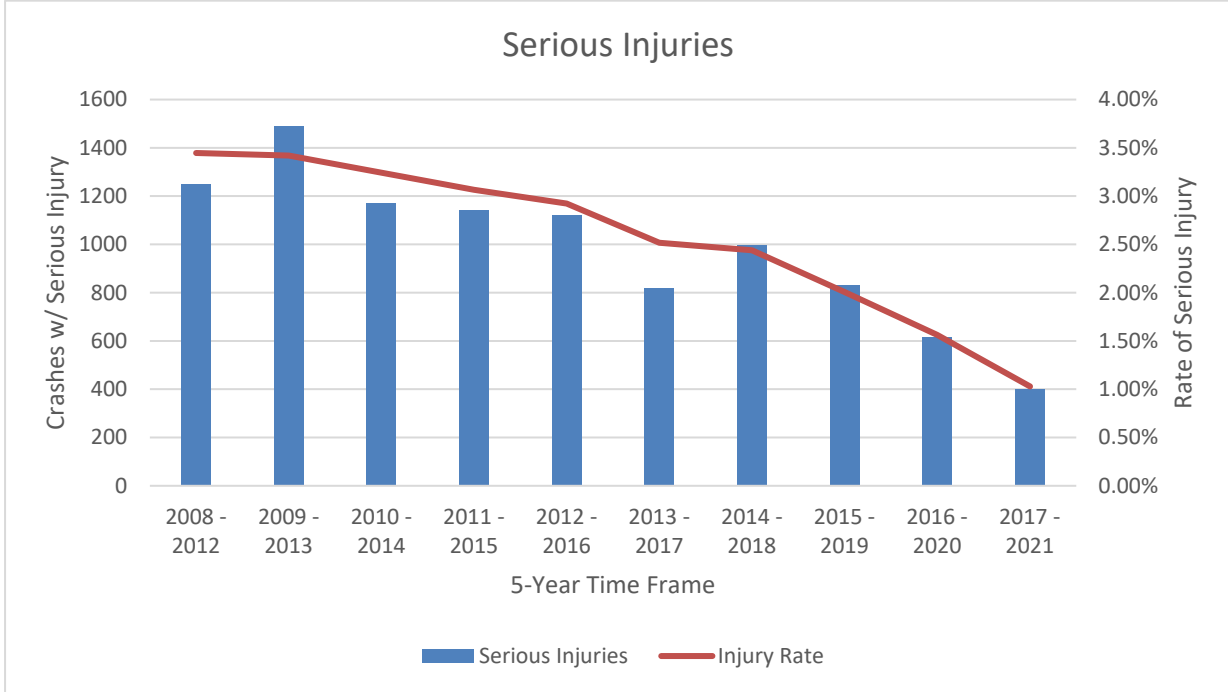


Figure 4
Total Incapacitating Injuries and Incapacitating Injuries Rate in Old Colony Region



Total Number of Non-Motorized Fatalities and Serious Injuries: In 2020, during the COVID-19 pandemic, Massachusetts experienced a steep decline in both non-motorized fatalities and serious injuries. Because of the high fluctuations in the data, to establish MassDOT’s CY22 target, CY21 non-motorist fatalities and suspected serious injuries were set to be equal to the average of CY17, CY18 and CY19 data. To project the non-motorist fatality and serious injuries for CY22, a 2% reduction was estimated. Overall, this translated to a CY22 5-year average of 471 fatalities and serious injuries combined for non-motorists.

It is important to note that the inclusion criteria have changed for non-motorists. This year, the non-motorist type “not reported” was removed because, based on manual inspection, it appears that many of the persons in this category were not actually pedestrians or bicyclists but were bystanders (e.g. people who were in buildings when the building was struck by a vehicle). However, due to data quality and the ability, need and resources to manually review crashes, this field may continue to evolve.

Figure 5
Total Number of Non-Motorized Fatalities and Incapacitating Injuries

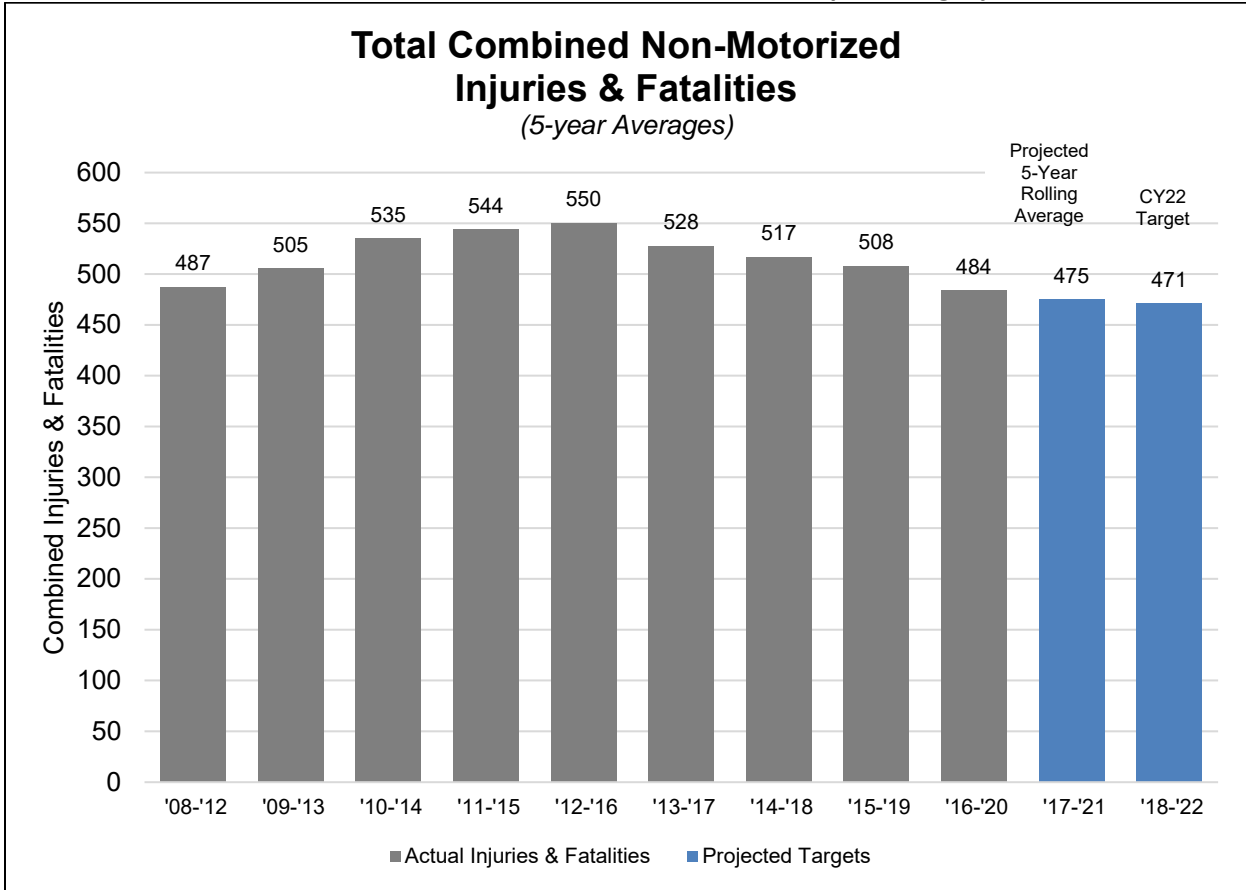
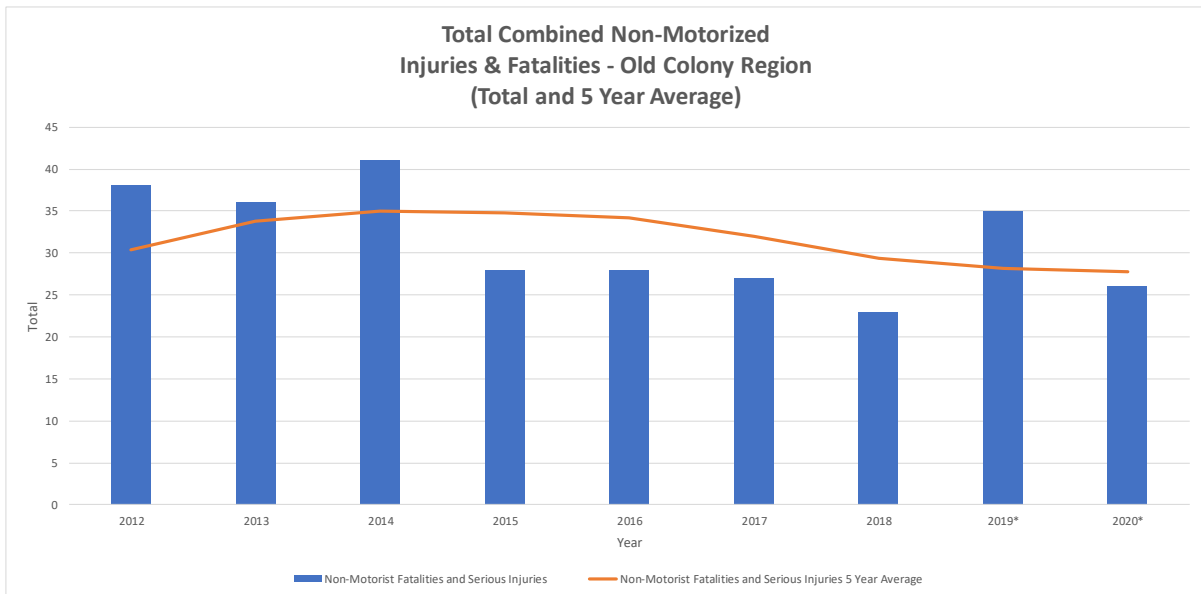


Figure 6
Total Number of Non-Motorized Fatalities and Incapacitating Injuries



Note: The fatality and serious injury data contained here was developed to align with the data included within MassDOT's annual Highway Safety Improvement Program (HSIP) report. As such, historical data may be different from what was reported in prior years.

The Old Colony MPO will continue to assist MassDOT in striving towards these targets through our project prioritization process and with our evaluation criteria. This criterion, which awards a higher score for safety improvements projects, will result in a measurable reduction in injuries and fatalities. The likely projected decrease from the CY 2022 target is due to several implementation strategies from the Statewide Bike Plan, Statewide Pedestrian Plan, and Strategic Highway Safety Plan. In recent years, MassDOT and the MPO have invested in "Complete Streets," bicycle and pedestrian infrastructure, intersection, and safety improvements in both the Capital Investment Plan (CIP) and Statewide Transportation Improvement Program (STIP) to address an increasing mode share and to incorporate safety mitigation elements into projects.

Additional Safety Performance Measures and Targets:

- Reduce the number and rates of fatalities and serious injuries.
 - Target: Conduct Road Safety Audits for a minimum of three high crash locations per year, including minimum of 1 pedestrian/ walkability audit and one bicycle audit per year. In 2021, fifteen locations were analyzed through Road Safety Audits.
- Provide and maintain safe fixed route service (e.g., Preventable Accidents per 100K miles).
 - Target: Maintain fixed route service preventable accidents/ 100k miles below 2.0 (FY 2021 is 1.12 from BAT Performance Dashboard).
- Provide and maintain safe demand response service (Preventable accidents/ 100k miles).
 - Target: Maintain demand response service preventable accidents/ 100k miles below 2.0 (FY 2021 is 0.14) (from BAT Performance Dashboard).

System Preservation Performance (PM2)

Infrastructure Condition (Pavement, Bridge, and Transit) Goals: Maintain a highway and transit infrastructure asset systems in a state of good repair; and emphasize the preservation of the existing transportation system. As part of the LRTP development, the MPO utilizes a pavement management system to develop costs and recommended repair for operation, preservation, and maintenance of the federal aid network.

System preservation continues to be a priority for the Old Colony Region MPO because the region's transportation infrastructure is aging. It is also important to improve the resiliency of the region's transportation system to prepare for existing or future extreme conditions, such as sea level rise and flooding.

The Old Colony MPO has chosen to adopt the 2-year (2020) and 4-year (2022) statewide bridge and pavement performance measure targets set by MassDOT. MassDOT was required to adopt a statewide target by May 20, 2018, with MPOs either adopting the statewide target or establishing their own by November 2018. In setting these targets, MassDOT has followed FHWA guidelines by measuring bridges and pavement condition using the 9-point National Bridge Inventory Standards (NBIS); the International Roughness Index (IRI); the presence of pavement rutting; and the presence of pavement cracking. 2-year and 4-year targets were set for six individual performance measures: percent of bridges in good condition; percent of bridges in poor condition; percent of Interstate pavement in good condition; percent of Interstate pavement in poor condition; percent of non-Interstate pavement in good condition; and

FFY 2023-2027 OLD COLONY TRANSPORTATION IMPROVEMENT PROGRAM (TIP)

percent of non-Interstate pavement in poor condition. All the above performance measures are tracked in greater detail in MassDOT’s Transportation Asset Management Plan (TAMP).

Targets for bridge-related performance measures were determined by identifying which bridge projects are programmed and projecting at what rate bridge conditions deteriorate. The bridge-related performance measures measure the percentage of deck area, rather than the total number of bridges.

Performance targets for pavement-related performance measures were based on a single year of data collection, and thus were set to remain steady under the guidance of FHWA. These measures are to be revisited at the 2-year mark (2020), once three years of data are available, for more informed target setting.

MassDOT continues to measure pavement quality and to set statewide short-term and long-term targets in the MassDOT Performance Management Tracker using the Pavement Serviceability Index (PSI), which differs from IRI. These measures and targets are used in conjunction with federal measures to inform program sizing and project selection. Table 1 provides the MassDOT Performance Measures and Targets for Pavements, while Table 2 provides the MassDOT Performance Measures and Targets for Bridges.

The Old Colony MPO will continue to assist MassDOT in striving towards these targets through our project prioritization process and with our evaluation criteria, which considers maintenance and infrastructure an important factor in the selection process.

**Table 1
MassDOT Performance Measures and Targets**

Interstate Pavement (FHWA Full Distress)			
Performance Measure	Current Condition (2021)	2-Year Target (2024)	Long Range
% Interstate Pavement in Good Condition	91.8%	90%	90%
% Interstate Pavement in Poor Condition	1.5%	<4%	<4%
Non-Interstate Pavement (FHWA IRI only)			
Performance Measure	Current Condition (2017)	2-Year Target (2024)	Long Range
% Non-Interstate Pavement in Good Condition	71.2%	70%	75%
% Non-Interstate Pavement in Poor Condition	9.8%	10%	10%

**Table 2
MassDOT Performance Measures and Targets for NHS Bridges**

Performance Measure	Current Condition (2017)	2-Year Target (2020)	4-Year Target (2022)
% Bridges in Good Condition	16%	16%	20%
% Bridges in Poor Condition	9%	<10%	<10%

MassDOT develops the Transportation Asset Management Plan (TAMP) to address pavement and bridge conditions on the National Highway System (NHS). The TAMP includes information on the NHS Inventory and Performance, Life Cycle Planning and Investment Strategy, Risk Management, and a Financial Plan.

Recipients of public transit funds, which can include states, local authorities, and public transportation operators, are required to establish performance targets for safety and state of good repair, develop transit asset management and transit safety plans, and to report on their progress toward achieving targets. Public transportation operators are directed to share information with MPOs and states so that all plans and performance reports are coordinated. The identified state of good repair performance measures for transit asset management regarding BAT include the following areas: equipment (Percentage of vehicles that have met or exceeded their Useful Life Benchmark (ULB)); rolling stock (Percentage of revenue vehicles within a particular asset class that have met or exceeded their ULB); and facilities (Percentage of facilities within an asset class rated below 3.0 on the FTA Transit Economic Requirements Model scale).

Additional System Preservation Performance Measures and Targets:

- Provide and maintain fixed route and demand response state of good repair.
 - Target: Increase miles between breakdowns with passenger interruption on fixed route to 25,000 (goal) within 10 years (FY 2021 is 72,065) (from BAT Performance Dashboard).
 - Target: Increase miles between breakdowns with passenger interruption on demand response to 30,000 (goal) within 10 years (FY 2021 is 29,441) (from BAT Performance Dashboard).
- Improve pavement conditions and state of good repair.
 - Target: Achieve 50% of federal-aid eligible roadways in the region with a PCI-based pavement ranking of Good or Excellent within 10 years. In 2016, the pavement management system determined that 36% of the federal-aid eligible roadways were categorized as either Good or Excellent.

Congestion Reduction Goals: Achieve a significant reduction in congestion on the NHS; and enhance the integration and mobility of the transportation system, across and between modes, for people and freight. The MPO applies specific criteria in the review of transportation strategies. These criteria are applied to improvements in multimodal accessibility. The LRTP supports these efforts through its goal: “Enhance and Protect Regional Mobility, and Foster Sustainable, Healthy, and Livable Communities.”

System Performance Measures (Congestion, Reliability, and Emissions) (PM3)

Through its goal and objectives for capacity management and mobility, the MPO seeks to maximize the region’s existing transportation system so that both people and goods can move reliably and connect to

FFY 2023-2027 OLD COLONY TRANSPORTATION IMPROVEMENT PROGRAM (TIP)

key destinations. Portions of the Old Colony Region are densely developed, which creates challenges to making major changes to its transportation infrastructure to address access, reliability, and congestion mitigation needs. To determine how well the region’s roadways are performing with respect to mobility, the MPO applies performance measures that gauge the duration, extent, intensity, and reliability (or regularity) of the occurrence of congestion.

**Table 3
MassDOT System Performance Measures and Targets
Congestion, Reliability, and Emissions**

Performance Measure	Current (2017)	2-Year Target (2020)	4-Year Target (2022)
Level of Travel Time Reliability (LOTTR)	68% Interstate	68% Interstate	68% Interstate
	80% Non-Interstate	80% Non-Interstate	80% Non-Interstate
Truck Travel Time Reliability (TTTR)	1.86	1.85	1.85
Peak Hour Excessive Delay (PHED) (Boston UZA) (Annual hours per capita)	18.31	18.31	18.31
Non-SOV Travel	33.60% (2016)	34.82%	35.46%
Emissions Reductions	Baseline (FFY 2014-2017)	1,622 CO	TBD CO - Springfield
		497.9 Ozone	1.1 Ozone

The Old Colony MPO has chosen to adopt the 2-year (2020) and 4-year (2022) statewide system performance measure targets set by MassDOT. The Old Colony MPO will continue to assist MassDOT in striving towards these targets through our project prioritization process and with our evaluation criteria, which considers maintenance and infrastructure an important factor in the selection process.

Old Colony MPO staff analyzes congestion in the region using the Congestion Management Process (CMP). The CMP is, “a systematic process for managing congestion that provides information on transportation system performance and on alternative strategies for alleviating congestion and enhancing the mobility of persons and goods to levels that meet state and local needs.” The CMP includes consideration of the implementation of strategies that provide the most efficient and effective use of existing and future transportation facilities. This process allows for monitoring transportation systems for congestion, reviewing and endorsing plans by local communities that make up the region, and revising monitoring of strategies and overall plans to account for a dynamic management system. In both metropolitan and non-metropolitan areas, consideration needs to be given to strategies that reduce single occupancy vehicle (SOV) travel and improve existing transportation system efficiency. Documentation of the operational Congestion Management Process occurs during the Transportation Management Area (TMA) Certification Review conducted every four (4) years. The most recent Transportation Planning Certification Review Report was issued in February 2020. The Transportation Planning Certification Review Report - February 2020 report is available for download [here](#).

In general, the root causes of congestion may be summarized into two main categories:

- Traffic volume on a facility exceeds the available physical capacity of the facility - There is a limited amount of traffic that can be moved on a roadway for a given time, or only so many transit customers that can be accommodated by a given number of buses or trains. This is considered the physical capacity of the system. Bottlenecks occur at locations where the physical capacity is restricted, with flows from upstream sections (with higher capacities) being funneled into smaller downstream segments. When traffic flow breaks down to stop-and-go conditions, capacity is reduced. Bottlenecks can be specific chokepoints in the system, such as a poorly functioning freeway-to-freeway interchange, or an entire highway corridor where a “system” of bottlenecks exists, such as a closely spaced series of interchanges with local streets.
- Traffic Incidents - In addition to the physical capacity, external events can have a major effect on traffic flow. These include traffic incidents such as crashes and vehicle breakdowns; work zones; inclement weather; special events; and poorly timed traffic signals. When these events occur, their main impact is to reduce physical capacity. Events also may cause changes in traffic demand by causing travelers to rethink or reroute their trips.

The cost of congestion can be measured in dollars as well as time. There is a direct link between transportation investment, travel conditions (congestion and reliability), and economic productivity. Two key trends have a substantial impact on the total cost of moving freight:

- Congestion - As congestion extends into the midday, which is typically the peak travel period for trucks, costs that are more direct will be incurred.
- Reliability - For trucks, the ability to secure delivery windows predictably will decrease and will add even more costs as firms struggle to optimize delivery schedules. This is especially a problem for truckers who must meet “just-in-time” delivery schedules set by shippers, manufacturers, and retailers.

The CMP is also designed to identify intersections and road segments that demonstrate congestion, excessive delays, and circulation problems. The CMP identifies these congested facilities through studies completed by OCPC and other agencies and organizations, and through the ongoing monitoring of facilities. Standard operating procedures have been adopted for data collection that allows the monitoring of intersections within the region specifically targeted due to congestion. The CMP identifies numerous congested intersections, based on a threshold of LOS “D” or less, within the Old Colony region.

In addition to the intersection locations, there are several community centers in the region including, Bridgewater Center (Central Square), Downtown Brockton, East Bridgewater Center, Stoughton Center, and West Bridgewater Center, which experience chronic congestion and circulation problems requiring on-going efforts to improve traffic flow and access and reduce delays.

When making investments in the region’s transportation system, the Old Colony Region MPO seeks to invest in projects and programs that reduce greenhouse gases (GHGs) and other transportation related pollutants, and otherwise minimize negative environmental impacts. If climate change trends continue as projected, the conditions in the Old Colony Region will include a rise in sea level coupled with storm-induced flooding, and warmer temperatures that would affect the region’s infrastructure, economy, human health, and natural resources. Massachusetts is responding to this challenge by taking action to reduce the GHGs produced in the state, including those generated by the transportation sector. To that end, Massachusetts passed its Global Warming Solutions Act (GWSA), which requires reductions of GHGs by 2020, and further reductions by 2050, relative to 1990 baseline conditions. To meet GWSA

requirements, the MPO works with MassDOT and other stakeholders to anticipate the GHG impacts of projects included in the TIP.

Additional System Performance Measures and Targets

- Promote Mode Shift by increasing use of transit, carpool/ vanpool, and non-motorized transportation modes such as bicycling and walking.
 - Target: Achieve 15% of commuters in the Old Colony region using healthy (those that reduce GHG and/or encourage physical activity) transportation modes such transit, walking, and bicycling, etc.) within 10 years (10.5% of surveyed commuters in Old Colony Region were using transit, walking, or bicycling in the 2011 Massachusetts Travel Survey).
- Reduce traffic congestion and improve level of service and access management.
 - Target: Monitor congestion levels on federal-aid eligible highway network annually and highlight corridors with volume to capacity (v/c) ratios of 0.8 or greater for targeted study and/or improvements.
- Maintain and improve transit system efficiency and capacity.
 - Target: Achieve average on-time ranking on fixed-route system of 98% by 2040 (from BAT Performance Dashboard). FY 2021 actual on-time performance is 99.76%.
- Increase automobile and bicycle parking capacity and usage at transit stations and commuter lots.
- Eliminate bottlenecks on limited access highways and on the freight network.
- Improve and expand human service coordination, mobility, and accessibility for all modes.
- Reduce number and size of gaps in the ADA accessible sidewalk network.
- Increase use of traffic signal priority (hold current green light) for transit vehicles and traffic signal pre-emption for emergency vehicles (override programmed phasing to provide approaching emergency vehicles a green light).
- Monitor utilization and congestion levels at commuter rail and park & ride parking facilities.
 - Target: Record utilization data twice annually and report data to MassDOT. In FFY 2021, utilization was recorded twice.
- Improve accessibility for all modes to all users.
 - Target: 50% of communities with Complete Streets policies within 10 years. Currently, 94% of communities in the region have an approved Complete Street Policy.
 - Target: 50% of available Transportation Improvement Program funding allocated to projects that significantly improve bicycle and pedestrian mobility.

System Reliability Goals: Improve the efficiency of the surface transportation system; and promote efficient system operation and management. The Old Colony MPO supports Operation and Management Strategies (O and M) for both the transit and highway networks. The LRTP supports this planning factor through this performance measure: “Maintaining and preserving transit, highway, and bridge infrastructure.” As part of the LRTP development, the MPO utilizes a pavement management system to develop costs and recommended repair for operation, preservation, and maintenance of the federal aid network. The Old Colony MPO and BAT are coordinating to implement a performance-based planning process. The MPO integrates BAT’s Transit Asset Management (TAM) Plan into its planning process that prioritizes investments that meet regional performance targets for State of Good Repair. Every agency must develop a transit asset management (TAM) plan if it owns, operates, or manages capital assets used to provide public transportation and receives federal financial assistance under 49 U.S.C. Chapter 53 as a recipient or subrecipient. Each transit provider must designate an Accountable Executive (49 CFR 625.5) to ensure appropriate resources for implementing the agency's TAM plan and the Transit Agency Safety Plan. The identified state of good repair performance measures for TAM regarding BAT include the

following areas: equipment (Percentage of vehicles that have met or exceeded their Useful Life Benchmark (ULB)); rolling stock (Percentage of revenue vehicles within a particular asset class that have met or exceeded their ULB); and facilities (Percentage of facilities within an asset class rated below 3.0 on the FTA Transit Economic Requirements Model scale). Additionally, the Old Colony TIP contains operation and maintenance costs for the federal aid network and BAT.

System Reliability Performance Measures and Targets

- Provide and maintain fixed route reliability: Miles between breakdowns w/ passenger interruption.
 - Target: Achieve average of 25,000 miles between breakdowns with passenger interruptions by 2040 (from BAT Performance Dashboard). FY 2021 actual is 72,065 miles between breakdowns with passenger interruptions.
- Provide and maintain demand response reliability: Miles between breakdowns w/ passenger interruption.
 - Target: Achieve average of 30,000 miles between breakdowns with passenger interruptions by 2040 (from BAT Performance Dashboard). FY 2021 actual is 29,441 miles between breakdowns with passenger interruptions.
- Provide and maintain highway network travel time reliability.
- Protect and strengthen transportation systems vulnerable to climate change through identification of at-risk transportation assets and development of protection measures for each category of asset.

Freight Movement and Economic Vitality Goals: Improve the nation’s freight network, strengthen the ability of communities to access national and international trade markets, and support regional economic development; and support the economic vitality of the metropolitan area, especially by enabling global competitiveness, productivity, and efficiency. The MPO applies specific criteria in the review of transportation strategies. These criteria are applied to changes of delay and emissions. Reduction in traffic delay has a direct consequence on economic vitality both through the timely arrival of commuters and goods and reduction in fuel expenses and losses due to air pollution. The LRTP directly supports these efforts through the goal: “Promote Policies that Ensure Economic Vitality and Sustainability.” The MPO directly supports regional productivity through its economic development mission manifested in the Regional Policy Plan, including support of the federally approved Old Colony Comprehensive Economic Development Strategy priority projects.

Freight Movement and Economic Vitality Performance Measures

- Reduce delay along identified freight routes.
- Improve safety along freight routes.
- Mitigate and improve key arterials (such as Route 106) and limited access highways (Routes 3 and 24) bottlenecks that inhibit efficient freight movement by truck.
- Identify opportunities for promoting intermodal freight movement.
- Increase access to major employment centers.
- Increase viaduct clearance to improve freight movement, emergency response, and reduce delay.
- Plan and prioritize transportation investments that serve targeted development areas.

Environmental Sustainability Goals: Enhance the performance of the transportation system while protecting and enhancing the natural environment; promote energy conservation; improve the quality of life; and promote consistency between transportation improvements and State and local planned growth and economic development patterns. The LRTP and therefore the TIP includes a focus on addressing

FFY 2023-2027 OLD COLONY TRANSPORTATION IMPROVEMENT PROGRAM (TIP)

Climate Change. Where appropriate, TIP projects will include assessments of vulnerabilities and negative risks that climate change effects or extreme weather events pose to the region's transportation infrastructure. These vulnerabilities and risks will be seriously considered when planning future improvements. Where appropriate, TIP projects include adaptation strategies that will enable the region to implement improvements appropriately. The reduction of greenhouse gas emissions (GHG) remains an important goal in addressing climate change.

Environmental Sustainability Performance Measures and Targets

- Minimize negative environmental impacts of the transportation system.
 - Target: Utilize Congestion Mitigation and Air Quality (CMAQ) Program funding for 100% of all applicable projects.
- Reduce greenhouse gas emissions and ground level ozone (NOx and VOCs) by all transportation modes.
 - Target: 50% of TIP projects reduce GHGs while also reducing negative impacts on the natural environment (such as improved storm water management or the addition of green space). In the FFY 2023-2027 TIP, 100% of the road projects, and 100% of the bus replacement projects had measurable reductions in GHGs. Staff conducts greenhouse gas (GHG) impact assessments using the Congestion Mitigation and Air Quality Spreadsheet to calculate the change in GHGs.
- Increase the usage of clean alternative fuels and recyclable material for new transportation infrastructure.
- Increase coordination of transportation and housing programs to promote affordable housing near transit.
- Develop and support transportation policies that support healthy lifestyles.
- Support investments that clean up brownfields and avoid investments that increase pressure to develop greenfields.
- Support livable communities and smart growth development patterns through the creation of a balanced multi-modal transportation system.

Reduced Project Delivery Delay Goal: Reduce project costs; promote jobs and the economy; and expedite the movement of people and goods by accelerating project completion through eliminating delays in the project development and delivery process, including reducing regulatory burdens and improving agency work practices.

Reduced Project Delivery Delay Performance Measures and Targets

- Continue to utilize transportation evaluation criteria in screening potential TIP projects.
 - Target: 100% of all potential projects undergo initial evaluation to determine if project is realistic, viable, and implementable.
- Enhance screening and evaluation of projects to determine Year 1 readiness for TIP.
 - Target: 100% of potential Year 1 TIP projects are screened for implementation readiness. In the FFY 2023-2027 TIP, 100% of Year 1 projects were screened for readiness.
 - Target and Performance Measure: At least 80% of Year 1 TIP Projects are advertised. In the FFY 2022-2026 TIP, 100% of Year 1 projects were advertised in the first quarter of FFY 2022.
- Continue to maintain annual participation at TIP Day with MassDOT.
 - Target: 100% attendance and participation at TIP Day. One hundred percent attendance and participation at TIP Day has occurred since its inception.
 - Target: At 25% design stage, work with stakeholders on 100% of potential projects to determine Right-of-Way (ROW), environmental permitting, and other potential challenges to project development and implementation.

- Reduce time of transit contracting.

Resiliency and Reliability of the Transportation System Goals: Improve the resiliency and reliability of the transportation system; reduce or mitigate stormwater impacts of surface transportation; and promote efficient system operation and management.

Resiliency and Reliability Performance Measures and Targets

- Provide and maintain fixed route reliability: Miles between breakdowns w/ passenger interruption.
 - Target: Achieve average of 25,000 miles between breakdowns with passenger interruptions by 2040 (from BAT Performance Dashboard). FY 2021 actual is 72,065 miles between breakdowns with passenger interruptions.
- Provide and maintain demand response reliability: Miles between breakdowns w/ passenger interruption.
 - Target: Achieve average of 30,000 miles between breakdowns with passenger interruptions by 2040 (from BAT Performance Dashboard). FY 2021 actual is 29,441 miles between breakdowns with passenger interruptions.
- Provide and maintain highway network travel time reliability.
- Protect and strengthen transportation systems vulnerable to climate change through identification of at-risk transportation assets and development of protection measures for each category of asset.

The Old Colony MPO supports Operation and Management Strategies (O & M) for both the transit and highway networks. The LRTP supports this planning factor through this performance measure: “Maintaining and preserving transit, highway, and bridge infrastructure.” As part of the LRTP development, the MPO utilizes a pavement management system to develop costs and recommended repair for operation, preservation, and maintenance of the federal aid network. Additionally, the Old Colony TIP contains operation and maintenance costs for the federal aid network and BAT.

Travel and Tourism - Enhance Travel and Tourism Goals: The Old Colony MPO is working on efforts to enhance travel and tourism through the LRTP and TIP. Opportunities to monitor, analyze, and develop recommendations will be undertaken.

Transit System Asset (TAM) Condition Performance Measures and Targets

Table 4 lists a set of federally required infrastructure condition performance measures for transit systems along with BAT’s Performance Targets. These transit asset management (TAM) measures, which focus on a specific subset of all transit assets, were established in the FTA’s TAM Rule. Brockton Area Transit presented this information along with supporting documentation to the Old Colony MPO in September 2020. The Old Colony MPO has adopted BAT’s FY 2022 Brockton Area Transit Authority Transit Asset Management (TAM) State of Good Repair Targets in their entirety and as their own and for the Old Colony Region, in accordance with the certified 3C Transportation Planning Process. The Old Colony MPO will continue to assist BAT in striving towards achieving these targets through our project prioritization process and with our evaluation criteria, which considers asset condition an important factor in the selection process. Within the 2023-2027 Transit TIP, projects include the purchase of support vehicles and new buses (35’ & 40’). By purchasing the new support vehicles and buses, BAT will maintain their rolling stock in excellent condition and meet the performance targets within the TAM Plan.

FFY 2023-2027 OLD COLONY TRANSPORTATION IMPROVEMENT PROGRAM (TIP)

**Table 4
Brockton Area Transit Authority Performance Measures and Targets**

Performance Targets by Asset Category						
Category	Class	Metric	Performance Target for FY 2022	Total Number of Vehicles	# of Vehicles that exceed ULB - FY 2021	% of Fleet that exceed ULB - FY 2021
Rolling Stock	Buses	X% of fleet that exceeds default ULB of 14	8.00%	46	1	2.17%
	Cutaway Buses	X% of fleet that exceeds default ULB of 10	25.00%	4	1	25.00%
	Vans	X% of fleet that exceeds default ULB of 8	13.00%	58	10	17.24%
Equipment	Non-Revenue Service Vehicle	X% of non-revenue service vehicles that exceeds default ULB of 8	35.00%	3	1	33.33%
	Non-Revenue Service Truck	X% of non-revenue service vehicles that exceeds default ULB of 8	40.00%	8	3	37.50%
Facilities	Admin/Maintenance Facility	X% of facilities rated under 3.0 on Term scale	0.00%	3	0	0.00%

FTA defines ULB as “the expected lifecycle of a capital asset for a particular transit provider’s operating environment, or the acceptable period of use in service for a particular transit provider’s operating environment.” For example, FTA’s default ULB value for a bus is 14 years. FTA’s Transit Economic Requirements Model (TERM) scale, which pertains to the facilities measure, is a rating system that describes asset condition. The scale values are 1 (poor), 2 (marginal), 3 (adequate), 4 (good), and 5 (excellent). Because each measure is intended to represent the share of transit assets that are not in a state of good repair, the goal is to minimize the value for all four measures. FTA grantees, including transit agencies and agency sponsors, such as MassDOT, are required to develop targets for these TAM measures each fiscal year. MPOs, in turn, are required to set targets for their regions. BAT submitted agency-level targets for state fiscal year (SFY) 2022 (July 2021 through June 2022) to the Old Colony MPO. Their targets

FFY 2023-2027 OLD COLONY TRANSPORTATION IMPROVEMENT PROGRAM (TIP)

reflect the most recent data available on the number, age, and condition of their assets, and their expectations and capital investment plans for improving these assets during SFY 2022.

Public Transit Agency Safety Plan (PTASP) Performance Measures and Targets

The Public Transportation Agency Safety Plan (PTASP) details the safety processes and procedures for the Brockton Area Transit Authority (BAT). This plan utilizes existing agency safety practices and best practices to be implemented to meet the new regulation set in 49 CFR Part 673 of the federal guidelines and was provided to Old Colony Planning on September 15, 2020.

The PTASP includes formal documentation to guide the agency in initiative-taking safety management policy, safety risk management, safety assurance, and safety promotion. The goal is to provide management and labor a comprehensive, collaborative approach to managing safety. The plan includes the process and schedule for an annual review to evaluate the safety performance measures and update processes to continuously improve the organization’s safety practices.

BAT has developed and approved performance targets based on the safety performance measures established under the National Public Transportation Safety Plan. The targets in Table 5 are based on the review of the previous five years of BAT’s safety performance data.

**Table 5
Brockton Area Transit Authority Safety Performance Measures and Targets**

Safety Performance Targets							
Mode of Transit Service	Fatalities (Total)	Fatalities (Rate)	Injuries (Total)	Injuries (Rate)	Safety Events (Total)	Safety Events (Rate)	System Reliability (Miles between Major Failure)
Fixed Route	0	0	10	7.6	6	4.6	20,000
Demand Response	0	0	4	5.9	4	5.9	30,000

On November 17, 2020, the Old Colony MPO adopted BAT’s Safety Performance Measures and Targets in their entirety and as their own and for the Old Colony Region, in accordance with the certified 3C Transportation Planning Process. The Old Colony MPO will continue to assist BAT in striving towards achieving these targets through our project prioritization process and with our evaluation criteria, which considers safety an important factor in the selection process. Similar to BAT’s TAM Plan, new bus and support vehicle purchases included in the FFY 2023-2027 Transit TIP is also anticipated to help reach the safety targets listed in the PTASP. The new buses and support vehicles will replace the older vehicles and they are expected to be more reliable and safer on the roadways. In addition, the purchasing of support equipment and associated capital maintenance item will assist in the repair of the older vehicles.

1.3 Transportation Funding Programs

The major sources of TIP funding are the Federal Highway Administration (FHWA), Federal Transit Administration (FTA), and MassDOT. The United States Congress authorizes federal funding for these transportation projects through federal legislation. For highways and mass transportation, the most recent authorization was the Bipartisan Infrastructure Law (BIL) (2022). Federal funding received from BIL

is allocated to different funding programs. State funds are also a key component for transportation purposes.

Highway Funding Programs

- **National Highway Performance Program (NHPP)** provides support for the condition and performance of the National Highway System (NHS), for the construction of new facilities on the NHS, and to ensure that investments of Federal-aid funds in highway construction are directed to support progress toward the achievement of performance targets established in a state's asset management plan for the NHS.
- **National Highway Freight Program (NHFP) Program** provides funds for projects that improve efficient movement of freight on the National Highway Freight Network (NHFN).
- **Surface Transportation Block Grant Program (STBG)** provides flexible funding that may be used by States and localities for projects to preserve and improve the conditions and performance on any Federal-aid highway, bridge and tunnel projects on any public road, pedestrian and bicycle infrastructure, and transit capital projects, including intercity bus terminals.
- **Congestion Mitigation and Air Quality Improvement Program (CMAQ)** provides flexible funding for transportation projects and programs to help meet the requirements of the Clean Air Act.
- **Highway Safety Improvement Program (HSIP)** is a core Federal-aid program with the purpose to achieve a significant reduction in traffic fatalities and serious injuries on all public roads, including non-State-owned roads and roads on tribal land.
- **Transportation Alternatives Program (TAP)** provides funds for a variety of activities related to improving transportation assets, including on- and off- road pedestrian and bicycle facilities, environmental mitigation, and creating or improving recreational trails projects.
- **Carbon Reduction Program (CRP):** The Bipartisan Infrastructure Law (BIL) establishes the Carbon Reduction Program (CRP), which provides funds for projects designed to reduce transportation emissions, defined as carbon dioxide (CO₂) emissions from on-road highway sources.
- **RAISE Discretionary Grants (RAISE):** RAISE discretionary grants, which were originally created under the American Recovery and Reinvestment Act as TIGER grants, can be used for a wide variety of projects.
- **Promoting Resilient Operations for Transformative, Efficient, and Cost-saving Transportation (PROTECT) Program** provides In addition to formula grants to States, \$1.4 billion in competitive grants to eligible entities to increase the resilience of our transportation system. PROTECT Grants will support planning, resilience improvements, community resilience and evacuation routes, and at-risk coastal infrastructure.
- **Bridge Replacement and Rehabilitation Program** provides funds for rehabilitation and replacement of any bridge on a public road. Bridges on the federal-aid system or off the federal-aid system are eligible for these funds.

- **Non-Federal Aid (NFA)** contains all projects not receiving federal funds. Various categories of state funding are included in this group such as bikeways, State Aid (Chapter 90), MassWorks, highway construction, and maintenance.

Transit Funding Programs

- **Section 5307** provides funds to urbanized areas and to governors for transit capital and operating assistance in urbanized areas and for transportation-related planning. An urbanized area is an incorporated area with a population of 50,000 or more that is designated as such by the U.S. Department of Commerce, Bureau of the Census.
- **Section 5310** provides funds to enhance the mobility for seniors and persons with disabilities by providing funds for programs to serve the special needs of transit-dependent populations beyond traditional public transportation services and Americans with Disabilities Act (ADA) complementary paratransit services.
- **Section 5311** provides capital, planning, and operating assistance to states to support public transportation in rural areas with populations of less than 50,000, where many residents often rely on public transit to reach their destinations.
- **Section 5339** provides funding to replace, rehabilitate and purchase buses and related equipment and to construct bus-related facilities including technological changes or innovations to modify low or no emission vehicles or facilities.
- **Community Transit Grant Program (CTGP)** awards funds to help meet the transportation and mobility needs of seniors and people with disabilities. The annual competitive program distributes Federal Transit Administration Section 5310: Enhanced Mobility of Seniors & Individuals with Disabilities funds and State Mobility Assistance Program (MAP) funds.

1.4 Public Participation, Coordination, and Consultation

Transportation planning is one component of the Continuing, Cooperative, and Comprehensive performance-based multimodal transportation planning process that includes land use/ growth management, housing, open space and recreation, economic development, historic preservation, and water quality. It is important that these potentially conflicting elements be consistent with one another to facilitate the efficient movement of people and goods in the region. The first step in obtaining consistency is the coordination and consultation with appropriate agencies and groups on existing projects. Each of the functional planning areas uses common land use, population and employment statistics, and forecasts.

An underlying principle of the metropolitan planning process is public participation, coordination, and consultation with agencies and groups. The FFY 2023-2027 Transportation Improvement Program was developed in accordance with the Public Participation Plan (PPP) for the Old Colony Region. The PPP defines a process for providing individuals, affected public agencies, representatives of public transportation employees, public ports, freight shippers, providers of freight transportation services, private providers of transportation (including intercity bus operators, employer-based commuting programs, such as carpool program, vanpool program, transit benefit program, parking cash-out program, shuttle program, or telework program), representatives of users of public transportation, representatives of users of pedestrian walkways and bicycle transportation facilities, representatives of the disabled, and

FFY 2023-2027 OLD COLONY TRANSPORTATION IMPROVEMENT PROGRAM (TIP)

other interested parties with reasonable opportunities to be involved in the metropolitan transportation planning process. The hybrid public participation process continued and utilized a virtual and digital mode. Meetings of the Joint Transportation Committee and the Metropolitan Planning Organization have continued via virtual meetings, dissemination of information via email, website, and newsletters has continued, and staff has remained reachable for questions and comments via telephone and email. Staff has also had some in person project specific meeting. Legal advertisements notifying the public of the availability of the Draft TIP and the ability to comment have continued.

Brockton Area Transit Authority, the FTA Section 5307(c) applicant, has consulted with the Old Colony Metropolitan Planning Organization and concurs that the public involvement process adopted by the MPO for development of the TIP satisfies the public hearing requirements that pertain to the development of the Program of Projects (POP) for the regular Section 5307, Urbanized Area Formula Program, grant applications including the provisions for public notice and the time established for public review and comment. The public discussion of the Transportation Improvement Program at Old Colony JTC, Old Colony MPO, and transportation meetings satisfies the Program of Projects (POP) public hearing requirements of the Federal Transit Administration.

As such, Brockton Area Transit utilizes the Old Colony MPO's public participation process as its public participation process. The public discussion of the Transportation Improvement Program at Old Colony JTC, Old Colony MPO, and transportation meetings satisfies the Program of Projects (POP) public hearing requirements of the Federal Transit Administration.

Public participation in the TIP development process is welcomed and encouraged. The TIP is posted on the Old Colony Planning Council Website. The public can participate in the development of the TIP by attending meetings of the JTC, MPO, and OCPC, contacting the staff for information or individual meetings, reviewing, and commenting on draft TIPs. To ensure that there is equity in the distribution of transportation resources and that there is reasonable access to the planning process, the Old Colony MPO continually conducts Title VI and Environmental Justice planning for the Old Colony Region. The overall engagement methodology is described in the following sections.

The Old Colony MPO consults with agencies and officials responsible for other planning activities within the metropolitan planning area that are affected by transportation (including State and local planned growth, economic development, tourism, natural disaster risk reduction, environmental protection, airport operations, or freight movements) or coordinate its planning process (to the maximum extent practicable) with such planning activities.

Staff utilized a diverse methodology for coordination, consultation, and engaging the public to the maximum extent possible in the development of the TIP. The methodology is as follows:

- Old Colony Metropolitan Planning Organization - The MPO provided continual oversight of the TIP development and project programming and has the responsibility of ultimately endorsing the TIP. Monthly meetings took place on the third Tuesday of the month.
- Old Colony Joint Transportation Committee - Functioning as the advisory committee to the Old Colony MPO and Old Colony Planning Council, this committee assists with the identification of transportation deficiencies and provides regular input and review of TIP products. The Committee consists of superintendents and or directors of highway department of public works, town planners, engineers, etc.

FFY 2023-2027 OLD COLONY TRANSPORTATION IMPROVEMENT PROGRAM (TIP)

- Old Colony Planning Council (OCPC) - The Old Colony Planning Council discusses the TIP development and provides both planning and policy guidance at regularly scheduled OCPC Board of Directors meetings.
- Transit Providers - MPO staff seeks input regarding transit needs and projects from the Brockton Area Transit Regional Transit Authority, Greater Attleboro-Taunton Regional Transit Authority (GATRA), MBTA, and the South Shore Community Action Council (SSCAC).
- Coordination and consultation activities - Coordination and consultation, and/or information dissemination activities take place with multiple agencies and groups. As such, these coordination and consultation activities may take place with: Brockton Area Transit, Cape Verdean Association of Brockton, Chief Elected Officials, Departments of Public Works and Highway Departments, Massachusetts Department of Transportation, Greater Attleboro Taunton Transit Authority, Massachusetts Department of Transportation District 5, MBTA, Metro South Chamber of Commerce, NAACP, Plymouth and Brockton (P&B), Plymouth Area Chamber of Commerce, Plymouth County Development Council, South Shore Chamber of Commerce, and South Shore Community Action Council.
- Transportation Advisory Network (TAN) - The TAN Outreach Contact List consists of over 200 members. Members include chief elected officials, legislators, planning boards, Massachusetts Department of Transportation, Federal Highway Administration, Federal Transit Administration, transit providers, minority groups, city and town clerks, media outlets, and transportation officials. The objective is to provide continuing outreach to a wide network. Council staff provides announcements of product availability, upcoming events, and meetings associated with the TIP to the TAN. The TAN Outreach Contact List is shared with MassDOT-Office of Transportation Planning, and MassDOT-Office of Diversity and Civil Rights.
- Media Outlets - Staff utilizes media outlets to solicit public comment, advertise meetings, and advertise TIP availability. Examples of media outlets are 95.9 WTD, the Brockton Enterprise, the Ojournal, and the Patriot Ledger.
- Copies of the Draft TIP are posted on the OCPC website and are provided upon request via email and direct mail. As such, reasonable access, and opportunities to review the Draft TIP are provided.
- 21-Day Public Review Period - During the public review period for the Draft TIP, copies are available, and their availability are advertised using multiple media outlets and the TAN. During the period, public meetings were held, and the staff was available to discuss the Draft TIP with the public upon request.

Environmental Justice and Social Equity

Environmental Justice (EJ) is an important part of the planning process and is considered in all phases of planning. A truly integrated and effective planning process actively considers and promotes environmental justice within projects and groups of projects, across the total plan, and in policy decisions. All reasonably foreseeable adverse social, economic, and environmental effects on minority populations and low-income populations must be identified and addressed. There are three fundamental Environmental Justice principles:

FFY 2023-2027 OLD COLONY TRANSPORTATION IMPROVEMENT PROGRAM (TIP)

- To avoid, minimize, or mitigate disproportionately high and adverse human health or environmental effects, including social and economic effects, on minority populations and low-income populations.
- To ensure the full and fair participation by all potentially affected communities in the transportation decision-making process.
- To prevent the denial of, reduction in, or significant delay in the receipt of benefits by minority populations and low-income populations.

Public involvement is an integral part of transportation planning and project development decision-making. The U.S. DOT Order (5610.2) on Environmental Justice directs the provision for minority populations and low-income populations greater access to information on and opportunities for public participation in matters that may affect human health and the environment.

Effective public involvement in the planning process and the project-development process can alert State and local agencies about environmental justice concerns so that they do not result in surprises during the project-development stage. Continuous interaction between community members and transportation professionals is critical to successfully identify and resolve potential Environmental Justice concerns.

The Old Colony MPO has public-involvement procedures established that provide for consideration of Environmental Justice. These procedures provide an inclusive, representative, and equal opportunity for communication resulting in appropriate action that reflects this public involvement. Environmental Justice is considered in all aspects of planning and project decision-making, including the design of both the public-involvement plan and the proposed facility. Detailed information on these procedures is included in the Old Colony Public Participation available [for access here](#).

Environmental Justice Analysis asks whether a proposed action or plan causes disproportionately high and adverse effects on minority populations and low-income populations, and whether these populations are denied benefits. A framework of analysis that can determine how a proposed action or plan could differentially affect different populations is important. As such, an analysis of benefits and burdens is utilized. In addition, computer mapping of Environmental Justice Areas along with past, present, and future projects funded through the Transportation Improvement Program, available transit services and their associated walking times, commuter parking facilities, pavement conditions, high crash locations, areas of congestion are utilized to measure the distribution of funding (to ensure geographic equity), to determine priorities areas of need/ and or concern.

Examinations of potential benefits and burdens because of the implementation of the TIP were conducted. Examples of benefits considered were mobility, accessibility, infrastructure condition, environment, reliability, safety, security, load factors, efficiency, and consultation with riders in improving bus services to the transit dependent. While examples of burdens considered were: air, noise, and water pollution and soil contamination, destruction or disruption of community cohesion or a community's economic vitality, destruction or disruption of the availability of public and private facilities and services, adverse employment effects, displacement of persons, businesses, farms, or nonprofit organizations, increased traffic congestion, isolation, exclusion, or separation of minority or low-income individuals within a given community or from the broader community, and the denial of, reduction in, or significant delay in the receipt of, benefits of programs, policies, or activities.

An assessment of the benefits and burdens of the Transportation Improvement Program was completed to identify all regionally significant projects constructed and/or programmed in the Old Colony

FFY 2023-2027 OLD COLONY TRANSPORTATION IMPROVEMENT PROGRAM (TIP)

Transportation Improvement Program during the period of 2003 - 2027. Constructed projects funded through the TIP were included to provide a benchmark of investments. The constructed projects were compiled and then the staff analyzed the location of these improvements relative to Environmental Justice Communities. Environmental Justice Communities in the Old Colony MPO Region are Brockton, Easton, Plymouth, Stoughton, and Whitman.

For the purposes of identifying these communities, the staff utilized the MassGIS Environmental Justice GIS Shape file. Polygons in the Environmental Justice Populations layer represent neighborhoods across the state with high minority, non-English speaking, low-income, and foreign-born populations. Specifically, a community is identified as an Environmental Justice Community if any the following are true within that community:

- Contains a Block group whose annual Median Household Income is equal to or less than 65 percent of the Massachusetts Median Household Income of \$85,843 (\$56,220 in 2019); or
- 25% or more of the residents identify as a race other than white; or
- 25% or more of households have no one over the age of 14 who speaks English only or very well - English Isolation.

Regionally, it was determined that 60.0 percent of the identified improvement projects, representing approximately 32.2 percent of the identified investment dollars on the FFY 2023-2027 TIP are in EJ communities. The percentage of investment approximates the 35.0 percent of the region’s population identified as living in EJ communities. Non-mappable projects, such as transit vehicle replacements or rehabilitations, and other non-location-specific projects are not included in this analysis. While about 40.0 percent of the projects that are not located directly within an EJ community, these projects are of key regional significance, such as bridges and limited access highway improvements. These improvements benefit the region, and provide access to many key employment centers, including downtown Brockton and regional commercial and employment destinations.

Table 6
Investment Value of TIP Projects 2023-2027 (Projects Planned)

Type	Population Represented in EJ Communities (2020)	Percent Population Represented	TIP Project Investment*	Percentage of Projects by Total Investment (\$)
Within EJ Communities	137,634	35.0%	\$47,275,501	32.2%
Outside EJ Communities	255,615	65.0%	\$99,676,900	67.8%
Totals	393,249	100.0%	\$146,952,401	100%

*Includes Projects funded with Regional Target Funds, Statewide Funds, Bridge Funds, or Non-Federal Aid Funds.

The Old Colony MPO undertook further analysis to determine the level of investments during the period of 2003-2022 through previous Transportation Improvement Programs. From that analysis, it was concluded that 58.9 percent of the identified improvement projects, representing approximately 62.1 percent of the identified investment dollars allocated during the TIP years of 2003-2022 are in EJ communities. The percentage of investment dollars exceed the 35.0 percent of the region’s population identified as living in EJ communities.

Table 7

Investment Value of TIP Projects 2003 - 2022 (Projects Implemented)

Type	Population Represented in EJ Communities (2020)	Percent Population Represented	TIP Project Investment*	Percentage of Projects by Total Investment (\$)
Within EJ Communities	137,634	35.0%	\$163,553,494	62.1%
Outside EJ Communities	255,615	65.0%	\$99,987,231	37.9%
Totals	393,249	100.0%	\$263,540,725	100%

*Includes Projects funded with Regional Target Funds, Statewide Funds, Bridge Funds, or Non-Federal Aid Funds.

The first step towards understanding the profile of individuals that could participate in the transportation planning process and reside in community that is a recipient of TIP project funding is a review of U.S Census data. Table 8 displays the number of individuals who are Limited English Proficient (LEP). For our planning purposes, we are considering people that speak English “not well” or “not at all.”

Table 8, derived from the 2018 US Census American Community Survey, shows the number and percent of persons who are five (5) and older, regarding their English language skills, for the communities within the MPO area and several adjacent municipalities. It should be noted that the U.S. Census has changed how it collects data on the number of LEP individuals in each area. In years past, the U.S. Census collected LEP data down to the census block level, but due to privacy concerns, the U.S. Census no longer gets as granular in its LEP data collection efforts. In the case of the Old Colony Region, LEP data is collected on the community level, and with some communities, LEP information is provided only on a multi-community level.

As seen in the Table 8, approximately 9% of the MPO area population is not proficient in English. The highest concentration of LEP individuals is in the community grouping of Duxbury, Kingston, Marshfield, Plymouth, and Situate at 18%. While the combined communities of Avon, Brockton, and Stoughton have the second concentration of LEP persons at 17% and receive 43% of the projects in FFY 2023-2027 TIP.

FFY 2023-2027 OLD COLONY TRANSPORTATION IMPROVEMENT PROGRAM (TIP)

**Table 8
Investment Value of TIP Projects and Limited English Proficient (LEP) 2012-2027 (Projects Planned)**

Community Grouping	2018 Population of 5 Years or Older	Number of LEP Persons	Percentage of LEP Persons	Number of TIP Projects, 2012 through 2027	Percentage of Total Projects	TIP Project Expenditures, 2012 through 2027 (\$)
Avon, Brockton, and Stoughton	120,300	20,882	17%	19	43%	\$87,096,105
Abington, Bridgewater, East Bridgewater, Easton, Rockland, Whitman, and West Bridgewater	115,811	2,869	2%	12	27%	\$51,867,658
Halifax, Hanover, Hanson, Pembroke, and Plympton	106,948	1,121	1%	7	16%	\$38,224,364
Duxbury, Kingston, Marshfield, Plymouth, and Scituate	87,514	15,781	18%	6	14%	\$101,079,825
Totals	430,573	40,653	9%	44	100%	\$278,267,951

Analysis does not include Bridge Projects or Limited Access Highway Projects

LEP Source: 2018 ACS 5 year B16001 LEP Languages

From the examination of benefits and burdens, it is the determination that no projects implemented because of the TIP will result in adverse impacts to the Environmental Justice Areas in the Old Colony region.

As such, from the review, it may be concluded from the public investment and involvement in the regional transportation planning process and the resultant FFY 2023-2027 Transportation Improvement Program and previous TIPs (dating back to 2003) demonstrate that the benefits of the regional transportation planning process are afforded equitably to both EJ and Non-EJ communities. Given this equitable distribution and investment, it is finding of the Old Colony MPO that the Low-income and minority populations are not disproportionately impacted and are beneficiaries of the transportation planning process and project implementation in the Old Colony Region.

As such, the Old Colony MPO continues to collaborate with our regional partners in the advancement of environmental justice principles throughout the regional planning process. Such analyses will be conducted annually and included in the endorsed TIP.

2. HIGHWAY AND BRIDGE PROJECT LISTING BY COMMUNITY

2.1 Prioritization and Transportation Evaluation Criteria

Several factors are considered when developing the prioritization and programming of TIP projects. They include:

- Financial feasibility of project
- Local and regional support for the project
- Need for project to be implemented (safety, congestion, etc.)
- Project has been derived from the Management Systems (Congestion, Safety, and Pavement)

FFY 2023-2027 OLD COLONY TRANSPORTATION IMPROVEMENT PROGRAM (TIP)

- Project has Project Review Committee (PRC) approval and/or a MassDOT ID
- Project must have reasonable progress in design, permitting, and right-of-way, etc., to ensure that the project can be implemented in the active year
- Project implementation will assist with making progress towards achievement of adopted performance measures and targets
- Results of Annual TIP Readiness Day
- Results of Transportation Evaluation Criteria

Transportation Evaluation Criteria (TEC)

With transparency and reasonableness in mind, in 2004, the Old Colony MPO began utilizing TIP project transportation evaluation criteria to inform the process of evaluating and selecting projects for programming in the TIP. The transportation evaluation criteria are a means of assisting decision makers in the programming projects that will help the region attain the visions established by the Old Colony MPO, which includes, to maintain a state of good repair, focus investments on existing activity centers, improve mobility for people and freight, reduce the level of greenhouse gas emissions, minimize environmental burdens from transportation facilities on low-income and minority populations, and provide safe transportation for all modes. Projects with components and outcomes that help attain the goals of the Old Colony MPO receive higher scores.

Evaluation of Projects

The Transportation Evaluation Criteria utilized for the FFY 2023-2027 Transportation Improvement Program are included in Appendix H. The scoring results of the Transportation Evaluation Criteria are included with the applicable projects listed in the Universe of Projects provided in Table 9. System reliability projects such as preservation projects on limited access highways or transit state of good repair projects are not evaluated, as they are required projects identified through asset management systems.

The TIP projects are evaluated and are scored in six of the seven criteria categories: (Condition, Mobility, Safety, Community Effects and support, Land Use and Economic Development, and Environmental Effects) on a scale of +3 to -3. The cost effectiveness category is not scored to mitigate concerns regarding equity among urban, suburban, and rural projects.

In general, this step scores the impact the evaluated project will have on each of the six criteria. The proposed rating scale is as follows:

- A score of +3 is highly beneficial,
- A score of zero is neutral or not applicable,
- A score of -3 is highly detrimental.

The category scores for a project are then combined into an overall score of between +18 and -18, and the scores are then converted to a 100-point scale.

The Old Colony MPO considers whether a project's implementation will assist in making progress towards achievement of adopted performance measures and targets and utilizes evaluation criteria ratings and project readiness information to prepare a First-Tier List of Projects. This is a list of the projects with the highest ratings that could be made ready for advertising within the TIP's time horizon (next four federal fiscal years). The staff relies on the MassDOT Highway Division to provide information about what year a project would be ready for advertising. In developing the recommendation for the draft TIP, the staff

FFY 2023-2027 OLD COLONY TRANSPORTATION IMPROVEMENT PROGRAM (TIP)

strongly considers the First-Tier List of Projects. The Old Colony MPO staff also factors in projects that are listed in the Long-Range Transportation Plan to implement the LRTP, considers geographic and social equity to help ensure that the list of projects addresses needs throughout the region, and accounts for cost to comply with fiscal constraint.

2.2 Universe of Projects and Geographic Distribution of Projects

The following is a listing of projects ranked, from high to low, by Transportation Evaluation Criteria Score. The Program Year refers to which year the project is programmed or if it is not programmed.

**Table 9
Universe of Projects**

PROJECT LOCATION AND DESCRIPTION	PROJECT ID#	PROGRAM YEAR	TEC SCORE
BROCKTON - INTERSECTION IMPROVEMENTS AT ROUTE 123 (BELMONT STREET), PEARL STREET AND STONEHILL STREET	612262	NOT PROGRAMMED	60.61
BROCKTON - IMPROVEMENTS ON FOREST AVENUE, FROM WEST STREET TO BREER STREET	612526	NOT PROGRAMMED	53.67
EASTON - RECONSTRUCTION AND RELATED WORK ON ROUTES 138 AND 123, FROM BELMONT STREET TO DEPOT STREET	612617	NOT PROGRAMMED	52.50
STOUGHTON - CORRIDOR IMPROVEMENTS ON ROUTE 138	607403	2023 - ADVANCE CONSTRUCTION PHASES 1 OF 2	51.78
STOUGHTON - CORRIDOR IMPROVEMENTS ON ROUTE 138	607403	2024 - ADVANCE CONSTRUCTION PHASE 2 OF 2	51.78
AVON - INTERSECTION IMPROVEMENTS AT ROUTE 28, SPRING STREET AND HARRISON BOULEVARD	611979	2026	51.06
BROCKTON - IMPROVEMENTS AND RELATED WORK ON CRESCENT STREET (ROUTE 27), INCLUDING REPLACEMENT OF GROVE STREET BRIDGE, B-25-005, OVER SALISBURY PLAIN RIVER	607818	2025	50.39
AVON - CORRIDOR IMPROVEMENTS ON ROUTE 28	610804	NOT PROGRAMMED	49.22
BROCKTON - INTERSECTION IMPROVEMENTS AND RELATED WORK AT CENTRE STREET (ROUTE 123), CARY STREET AND LYMAN STREET	609410	2023	48.89
ABINGTON - INTERSECTION IMPROVEMENTS, RANDOLPH STREET AND RICHARD A FITTS DRIVE (ROUTE 139) AT CHESTNUT STREET AND OLD RANDOLPH STREET	612525	NOT PROGRAMMED	47.44
EAST BRIDGEWATER - INTERSECTION IMPROVEMENTS AT BEDFORD STREET (ROUTE 18), WEST STREET (ROUTE 106) AND EAST STREET	611968	NOT PROGRAMMED	47
BROCKTON - INTERSECTION IMPROVEMENTS @ CRESCENT STREET (ROUTE 27)/ QUINCY STREET/ MASSASOIT BOULEVARD	606143	2027	45.83
BROCKTON - ABINGTON - PEDESTRIAN AND BICYCLE IMPROVEMENTS ON ROUTE 123	609520	NOT PROGRAMMED	44.72
PEMBROKE - INTERSECTION IMPROVEMENTS AT WASHINGTON STREET AND SCHOOSSETT STREET	611978	NOT PROGRAMMED	44.72

FFY 2023-2027 OLD COLONY TRANSPORTATION IMPROVEMENT PROGRAM (TIP)

STOUGHTON - INTERSECTION IMPROVEMENTS AT CANTON STREET (ROUTE 27), SCHOOL STREET AND SUMMER STREET	611981	NOT PROGRAMMED	44.67
BROCKTON - ROUTE 123 (CENTRE STREET) AT PLYMOUTH STREET SIGNALIZATION AND GEOMETRIC IMPROVEMENTS	609052	2024	44.06
STOUGHTON - INTERSECTION IMPROVEMENTS AND RELATED WORK AT CENTRAL STREET, CANTON STREET AND TOSCA DRIVE	608279	2023	43.22
EASTON - CORRIDOR IMPROVEMENTS ON ROUTE 138 INCLUDING INTERSECTION IMPROVEMENTS AT ROUTE 138 (WASHINGTON STREET) AND ELM STREET	608195	2025	42.89
EAST BRIDGEWATER - INTERSECTION IMPROVEMENTS AT HIGHLAND STREET AND NORTH BEDFORD STREET (ROUTE 18)	611976	NOT PROGRAMMED	41.44
ABINGTON - INTERSECTION IMPROVEMENTS AT HANCOCK STREET AND CHESTNUT STREET	609440	2026	41.06
EASTON - IMPROVEMENTS ON FOUNDRY STREET (ROUTE 106/123)	612269	NOT PROGRAMMED	40.5
STOUGHTON - RECONSTRUCTION OF TURNPIKE STREET	607214	NOT PROGRAMMED	38.89
EASTON - RESURFACING AND RELATED WORK ON ROUTE 138 (ROOSEVELT CIRCLE TO STOUGHTON TOWN LINE (EXCLUDING THE SECTION FROM ELM STREET TO UNION STREET))	608585	NOT PROGRAMMED	38.72
DUXBURY - SIGNAL INSTALLATION @ ROUTE 3 (NB & SB) RAMPS & ROUTE 3A (TREMONT STREET)	606002	2026	38.22
HANSON - CORRIDOR IMPROVEMENTS ON ROUTE 14 (MAQUAN STREET), FROM THE PEMBROKE T.L. TO INDIAN HEAD STREET AND RELATED WORK	608506	2026 - ADVANCE CONSTRUCTION PHASE 1 OF 2	38.22
HANSON - CORRIDOR IMPROVEMENTS ON ROUTE 14 (MAQUAN STREET), FROM THE PEMBROKE T.L. TO INDIAN HEAD STREET AND RELATED WORK	608506	2027 - ADVANCE PHASE 2 OF 2	38.22
BROCKTON - SYSTEMIC COUNTERMEASURES/ SAFE SYSTEMS IMPLEMENTATION CITY-WIDE	512638	2024	TBD
DUXBURY - BRIDGE REPLACEMENT, D-14-003 (438), POWDER POINT AVENUE OVER DUXBURY BAY	612006	2027 - ADVANCE CONSTRUCTION PHASE 1 OF 4 (Phases 2 through 4 to be programmed in future Old Colony TIPs)	NOT APPLICABLE
DUXBURY - BRIDGE REPLACEMENT, D-14-010 (48H & 48J), ROUTE 3 (PILGRIM HIGHWAY) NB/SB OVER FRANKLIN STREET	605294	2023	NOT APPLICABLE
KINGSTON - BRIDGE REPLACEMENT, K-01-014, SMITHS LANE OVER ROUTE 3 (PILGRIM HIGHWAY)	608615	NOT PROGRAMMED	NOT APPLICABLE
PLYMPTON - BRIDGE REPLACEMENT, WINNETUXET ROAD OVER WINNETUXET RIVER	609435	2024	NOT APPLICABLE
BROCKTON AREA TRANSIT AUTHORITY (BAT) - ACQUIRE REPLACEMENT <30 FT BUS DIAL-A-BAT (7)		PROJECT NEED FOR EACH YEAR 2023-2027	NOT APPLICABLE
BROCKTON AREA TRANSIT AUTHORITY (BAT) - ACQUIRE REPLACEMENT VAN COUNCILS ON AGING (3)		PROJECT NEED FOR EACH YEAR 2023-2027	NOT APPLICABLE
OCPC AREA AGENCY ON AGING (AAA) - VOLUNTEER TRANSPORTATION PROGRAM (VTP)		PROJECT NEED FOR EACH YEAR 2023-2027	NOT APPLICABLE
SOUTH SHORE COMMUNITY ACTION COUNCIL (SSCAC) - ACQUIRE REPLACEMENT <30 FT VEHICLES (7)		PROJECT NEED FOR EACH YEAR 2023-2027	NOT APPLICABLE

FFY 2023-2027 OLD COLONY TRANSPORTATION IMPROVEMENT PROGRAM (TIP)

Geographic Distribution and Equity Analysis of Projects

The Old Colony MPO monitors the geographic distribution of TIP projects over time. Table 8 provides the distribution of TIP projects from 2012 through 2027. To assist with providing context to the distribution, included in the table is 2020 Population and 2019 Median Household Income.

From an examination of the distribution of TIP projects from 2012 through 2027, the following observations may be made:

- There are higher concentrations of projects within the more populated urban areas (i.e., Brockton at 31.8 percent of all projects). Such concentrations tend to follow areas with elevated levels of congestion, bicycle and pedestrian activity, and crash clusters.
- The towns of Easton (11.4%), Pembroke (11.4%), Plymouth (6.8%), and Stoughton (6.8%) also had higher concentration of projects. A potential explanation for such a trend is that these populous communities feature proximity to limited access highways, commuter rail, and academic institutions of higher learning. Such features, while beneficial in many respects, also lead to higher pedestrian, bicyclist and vehicle trips, and the need for additional multimodal and infrastructure.
- Regarding equity, it is observed that Brockton, with 71% Title VI Minority Population, had 31.8% of the TIP projects of the 2012-2027 span, while Stoughton with 38% Title VI Minority Population, had 7.1% of the projects during the same time.

Table 10
Geographic Distribution and Equity Analysis of Projects

Community	2020 Population	2020 Title VI Minority Population	Percent Title VI Minority	Median Household Income, 2019	TIP Projects, 2012 through 2027	Percentage of Total Projects	TIP Project Expenditures, 2012 through 2027 (\$)	Per Capita Expenditure (\$)
Abington	17,062	2,910	17%	\$99,381	2	4.5%	\$6,593,573	\$386.45
Avon	4,777	1,685	35%	\$85,200	2	4.5%	\$18,461,881	\$3,864.74
Bridgewater	28,633	4,997	17%	\$95,675	1	2.3%	\$1,486,453	\$51.91
Brockton	105,643	74,569	71%	\$58,469	14	31.8%	\$48,191,717	\$456.18
Duxbury	16,090	1,081	7%	\$128,173	3	6.8%	\$80,691,546	\$5,015.01
East Bridgewater	14,440	1,560	11%	\$90,528	1	2.3%	\$7,763,091	\$537.61
Easton	25,058	4,025	16%	\$112,268	5	11.4%	\$22,418,447	\$894.66
Halifax	7,749	519	7%	\$92,774	0	0.0%	\$0	\$0.00
Hanover	14,833	1,140	8%	\$127,981	0	0.0%	\$0	\$0.00
Hanson	10,639	844	8%	\$96,693	1	2.3%	\$11,548,342	\$1,085.47
Kingston	13,708	1,069	8%	\$96,104	0	0.0%	\$0	\$0.00
Pembroke	18,361	1,285	7%	\$103,905	5	11.4%	\$24,613,677	\$1,340.54
Plymouth	61,217	6,673	11%	\$90,279	3	6.8%	\$20,388,279	\$333.05
Plympton	2,930	162	6%	\$94,167	1	2.3%	\$2,062,345	\$703.87
Stoughton	29,281	11,088	38%	\$83,519	3	6.8%	\$20,442,506	\$698.15
West Bridgewater	7,707	968	13%	\$97,404	2	4.5%	\$7,615,278	\$988.10
Whitman	15,121	1,969	13%	\$86,570	1	2.3%	\$5,990,816	\$396.19
Totals	393,249	116,544	30%		44	100.0%	\$278,267,951	\$708

Analysis does not include Limited Access Highway Projects

The following project spans multiple communities

**Abington and Brockton - North Quincy Street at Chestnut Street and Boundary Avenue Roundabout*

3. TIP - FEDERAL REQUIREMENTS AND PROJECT LISTS

3.1 Endorsements of the FFY 2023-2027 Old Colony TIP, Self-Compliance Statements of the Comprehensive, Continuing, Cooperative Transportation Planning Process, and Self Compliance Statements of the 310 CMR 60.05: Global Warming Solutions Act Requirements for the Transportation Sector and the Massachusetts Department of Transportation

The Unified Planning Work Program, Long Range Transportation Plan, and Transportation Improvement Program, together with any amendments, were developed in accordance with FHWA and FTA regulations governing the implementation of the Fixing America’s Surface Transportation Act (FAST Act), EPA regulations governing the implementation of the Clean Air Act Amendments of 1990, and fully incorporates the applicable requirements of the 1964 Civil Rights Act and the Americans with Disabilities Act of 1990. From certification reviews conducted in 2006, 2011, 2016, and 2019 the FHWA and FTA have determined that the transportation planning process of the MPO substantially meets the requirements of the Metropolitan Planning Rule 23 CFR Part 450 Subpart C and 49 CFR Part 613. In addition, FHWA and FTA have jointly certified the transportation planning process.

Endorsement of FFY 2023-2027 Old Colony TIP is provided in Appendix A.

Self-Compliance Statements of the Metropolitan Transportation Planning Process is provided in Appendix B.

Self-Compliance Statements of the 310 CMR 60.05: Global Warming Solutions Act Requirements for the Transportation Sector and the Massachusetts Department of Transportation is provided in Appendix C.

3.2 Procedures for Amendments and Administrative Modifications

The TIP is a “living” document and is likely to be modified during the year. The definitions and procedures outlined in this section are followed when project-based revisions to the TIP are necessary (Detailed TIP Project Revision and Definition Procedures are included in Appendix N).

TIP Amendment

A revision to the Transportation Improvement Program that requires public review and demonstration of financial constraint. The public process for a TIP amendment requires a publicly advertised 21-day public comment period and for the MPO to address any public commentary prior to endorsement. The Old Colony MPO, at their discretion, may vote to abbreviate the public comment period under what they consider extraordinary circumstances beyond the MPO’s control. TIP Amendments are prompted by the major change(s) in a project.

TIP Adjustment

A revision to the STIP that is does not require a public process, but that is required to be included in a TIP action with a demonstration of financial constraint for FHWA/FTA approval.

TIP Administrative Modification

A revision to the TIP that is minor enough in nature to require neither a public process nor FHWA/FTA approval, but that does involve a notification to federal partners.

FFY 2023-2027 OLD COLONY TRANSPORTATION IMPROVEMENT PROGRAM (TIP)

3.3 Financial Summary, Targets, and Fiscal Constraint Analysis

The Massachusetts Department of Transportation Office of Transportation Planning, in consultation with the Regional Planning Agencies and utilizing the Massachusetts Association of Regional Planning Agencies (MARPA) Formula, provides each region with yearly-targeted federal funding levels with state match for highway and bridge projects, and separate yearly targets for projects that qualify for Congestion Mitigation Air Quality funds, Highway Safety Improvement Program (HSIP) funds, and Transportation Alternative Program funds. These Funding Targets are in Appendix G. The anticipated funds, programmed funds, unprogrammed funds and fiscal constraint analysis is summarized below in Table 11. The Summary of Regional Funding Categories in Table 13 provides specifics on fund amount by funding category.

**Table 11
Funding Totals of Programmed Highway and Bridge Projects, and Fiscal Constraint Analysis**

Fiscal Year	Total of Anticipated Funds (Bridge Funds, Regional Targets, and Statewide Funds)	Total of Programmed Funds	Total of Unprogrammed Funds (Fiscal Constraint Analysis)
2023	\$44,259,159	\$44,082,460	\$176,699
2024	\$23,000,305	\$14,251,987	\$8,748,318
2025	\$13,628,242	\$11,519,302	\$2,108,940
2026	\$17,494,825	\$17,494,825	\$0
2027	\$61,440,190	\$59,893,175	\$1,547,015
Totals	\$159,822,721	\$147,241,749	\$12,580,972

Programmed amount includes projects funded with regional target funds and statewide funds (FFYs 2024 and 2026)

**Table 12
Funding Totals of Programmed Transit Projects, and Fiscal Constraint Analysis**

Fiscal Year	Total of Anticipated Funds (Federal, State, and Local Funds)	Total of Programmed Funds	Total of Unprogrammed Funds (Fiscal Constraint Analysis)
2023	\$8,550,000	\$8,550,000	\$0
2024	\$9,080,000	\$9,080,000	\$0
2025	\$1,950,000	\$1,950,000	\$0
2026	\$10,195,000	\$10,195,000	\$0
2027	\$3,625,000	\$3,625,000	\$0
Totals	\$33,400,000	\$33,400,000	\$0

Programmed amount includes state funds

FFY 2023-2027 OLD COLONY TRANSPORTATION IMPROVEMENT PROGRAM (TIP)

The Transportation Improvement Program is financially constrained according to the definition in the 23 CFR Part 450.324. Project costs programmed in the TIP are expressed in Year of Expenditure (YOE) dollars. The cost inflation factor utilized is increased 4% annually (e.g., 2024 at 4%; 2024 at 8%; 2026 at 12%, and 2027 at 16%). The projects programmed do not exceed the funding estimates of federal and state funds available in each of these fiscal years. Additionally, the transit projects programmed in the TIP are financially constrained to available resources and they have been reviewed and approved for programming by MassDOT Rail & Transit, and the MassDOT Office of Transportation Planning.

The financial plans in Tables 11 and 12 demonstrate fiscal constraint, and reflect the emphasis on the maintenance and operation, and state of good repair for the highway, bridge, and transit system. In addition, a fiscal constraint analysis is included on each of the highway program programming tables. Only highway, bridge, and transit projects for which funds can be reasonably expected have been included in the financially constrained TIP.

FFY 2023-2027 OLD COLONY TRANSPORTATION IMPROVEMENT PROGRAM (TIP)

3.4 Summary of Regional Funding Categories (FFY 2023-2027)

**Table 13
Summary of Funding Categories (FFY 2023-2027)**

Funding Category	2023	2024	2025	2026	2027	Total
NHPP						\$0
SRTS						\$0
STATEWIDE CMAQ						\$0
STATEWIDE HSIP		\$7,074,203		\$4,200,000		\$11,274,203
STATEWIDE STBG						\$0
Bridge On-System NHS NB	\$30,575,483					\$30,575,483
Bridge Off-System		\$2,062,345			\$47,428,063	\$49,490,408
STBG	\$13,506,977	\$5,115,439	\$11,519,302	\$13,294,825	\$12,465,112	\$55,901,655
CMAQ						\$0
HSIP						\$0
TAP						\$0
Subtotal FHWA/ State	\$44,082,460	\$14,251,987	\$11,519,302	\$17,494,825	\$59,893,175	\$147,241,749
5307 - Operating/ PM/ ADA				\$1,500,000	\$1,500,000	\$3,000,000
5307 - Capital	\$4,650,000	\$1,164,000	\$1,215,000	\$648,000	\$500,000	\$8,177,000
Carryover						\$0
5310						\$0
5339						\$0
Other Federal Transit		\$5,800,000		\$5,108,000		\$10,908,000
State - RTACAP	\$3,900,000	\$2,116,000	\$735,000	\$1,439,000	\$125,000	\$8,315,000
State Contract Assistance				\$1,500,000	\$1,500,000	\$3,000,000
Local						\$0
TDC						\$0
Subtotal FTA/ State/ Local	\$8,550,000	\$9,080,000	\$1,950,000	\$10,195,000	\$3,625,000	\$33,400,000
Grand Total	\$52,632,460	\$23,331,987	\$13,469,302	\$27,689,825	\$63,518,175	\$180,641,749



STIP Investments Report
2023 Old Colony Region

STIP: 2023 - 2027 (D)

Year	MassDOT Project ID	MPO	Municipality	MassDOT Project Description	District	Funding Source	Total Programmed Funds	Federal Funds	Non-Federal Funds	Other Information
Federal Fiscal Year 2023							\$44,082,460	\$35,265,968	\$8,816,492	
Section 1A / Regionally Prioritized Projects							\$13,506,977	\$10,805,582	\$2,701,395	
Roadway Reconstruction							\$9,264,000	\$7,411,200	\$1,852,800	
2023	607403	Old Colony	Stoughton	STOUGHTON- CORRIDOR IMPROVEMENTS ON ROUTE 138	5	STBG	\$9,264,000	\$7,411,200	\$1,852,800	Construction; Total Cost is \$12,128,352; Advance Construction (AC); AC Phase 1 Year of Expenditure in 2023 is \$9,264,000; AC Phase 2 Year of Expenditure in 2024 is \$2,864,352; TEC Score 51.78; Status is 75% Design
Intersection Improvements							\$4,242,977	\$3,394,382	\$848,595	
2023	608279	Old Colony	Stoughton	STOUGHTON- INTERSECTION IMPROVEMENTS AND RELATED WORK AT CENTRAL STREET, CANTON STREET AND TOSCA DRIVE	5	STBG	\$4,242,977	\$3,394,382	\$848,595	Construction; Total Cost is \$4,242,977; Year of Expenditure is \$4,242,977; TEC Score is 43.22; Status is 100% Design
STBG Programmed							\$13,506,977	\$10,805,582	\$2,701,395	
Total Programmed for Old Colony Region Projects							\$13,506,977	\$10,805,582	\$2,701,395	
Program Target for Old Colony Region Projects							\$13,683,676	\$10,946,941	\$2,736,735	
Target Funds Available for Old Colony Region Projects							\$176,699	\$141,359	\$35,340	
Section 1B / Earmark or Discretionary Grant Funded Projects							\$30,575,483	\$24,460,386	\$6,115,097	
Bridge On-System NHS NB							\$30,575,483	\$24,460,386	\$6,115,097	
2023	605294	Old Colony	Duxbury	DUXBURY- BRIDGE REPLACEMENT, D-14-010 (48H & 48J), ROUTE 3 (PILGRIM HIGHWAY) NB/SB OVER FRANKLIN STREET	5	HIP-BR	\$30,575,483	\$24,460,386	\$6,115,097	Construction; Total Cost is \$30,575,483; Year of Expenditure is \$30,575,483; TEC Score is N/A; Status is 25% Design
Section 2B / State Prioritized Modernization Projects							\$0	\$0	\$0	
Intersection Improvements							\$0	\$0	\$0	
2023	609410	Old Colony	Brockton	BROCKTON- INTERSECTION IMPROVEMENTS AND RELATED WORK AT CENTRE STREET (ROUTE 123), CARY STREET AND LYMAN STREET	5	HSIP	\$0	\$0	\$0	Construction; Total Cost is \$2,955,964; Year of Expenditure is \$3,074,203; TEC Score is 48.89; Status is 25% Design



STIP Investments Report
2024 Old Colony Region

STIP: 2023 - 2027 (D)

Year	MassDOT Project ID	MPO	Municipality	MassDOT Project Description	District	Funding Source	Total Programmed Funds	Federal Funds	Non-Federal Funds	Other Information
Federal Fiscal Year 2024							\$14,251,987	\$12,109,010	\$2,142,977	
Section 1A / Regionally Prioritized Projects							\$5,115,439	\$4,092,351	\$1,023,088	
Roadway Reconstruction							\$2,864,352	\$2,291,482	\$572,870	
2024	607403	Old Colony	Stoughton	STOUGHTON- CORRIDOR IMPROVEMENTS ON ROUTE 138	5	STBG	\$2,864,352	\$2,291,482	\$572,870	Construction; Total Cost is \$12,128,352; Advance Construction (AC); AC Phase 1 Year of Expenditure in 2023 is \$9,264,000; AC Phase 2 Year of Expenditure in 2024 is \$2,864,352; TEC Score 51.78; Status is 75% Design
Intersection Improvements							\$2,251,087	\$1,800,870	\$450,217	
2024	609052	Old Colony	Brockton	BROCKTON- INTERSECTION IMPROVEMENTS AT CENTRE STREET (ROUTE 123) AND PLYMOUTH STREET	5	STBG	\$2,251,087	\$1,800,870	\$450,217	Construction; Total Cost is \$2,164,507; Year of Expenditure is \$2,251,087; TEC Score is 44.06; Status is 25% Design
STBG Programmed							\$5,115,439	\$4,092,351	\$1,023,088	
Total Programmed for Old Colony Region Projects*							\$5,115,439	\$4,092,351	\$1,023,088	
Program Target for Old Colony Region Projects							\$13,863,758	\$11,091,006	\$2,772,752	
Target Funds Available for Old Colony Region Projects							\$8,748,319	\$6,998,655	\$1,749,664	
Section 2A / State Prioritized Reliability Projects							\$6,062,345	\$5,249,876	\$812,469	
Bridge Off-system							\$2,062,345	\$1,649,876	\$412,469	
2024	609435	Old Colony	Plympton	PLYMPTON- BRIDGE REPLACEMENT, P-14-001 (445), WINNETUXET ROAD OVER WINNETUXET RIVER	5	STBG-BR-Off	\$2,062,345	\$1,649,876	\$412,469	Construction; Total Cost is \$1,983,024; Year of Expenditure is \$2,062,345; TEC Score is N/A; Status is Pre-25% Design
Safety Improvements							\$4,000,000	\$3,600,000	\$400,000	
2024	S12638	Old Colony		BROCKTON- SYSTEMIC COUNTERMEASURES/SAFE SYSTEMS IMPLEMENTATION CITY-WIDE		HSIP	\$4,000,000	\$3,600,000	\$400,000	
Section 2B / State Prioritized Modernization Projects							\$3,074,203	\$2,766,783	\$307,420	
Intersection Improvements							\$3,074,203	\$2,766,783	\$307,420	
2024	609410	Old Colony	Brockton	BROCKTON- INTERSECTION IMPROVEMENTS AND RELATED WORK AT CENTRE STREET (ROUTE 123), CARY STREET AND LYMAN STREET	5	HSIP	\$3,074,203	\$2,766,783	\$307,420	Construction; Total Cost is \$2,955,964; Year of Expenditure is \$3,074,203; TEC Score is 48.89; Status is 25% Design



STIP Investments Report
2025 Old Colony Region

STIP: 2023 - 2027 (D)

Year	MassDOT Project ID	MPO	Municipality	MassDOT Project Description	District	Funding Source	Total Programmed Funds	Federal Funds	Non-Federal Funds	Other Information
Federal Fiscal Year 2025							\$11,519,302	\$9,215,442	\$2,303,860	
Section 1A / Regionally Prioritized Projects							\$11,519,302	\$9,215,442	\$2,303,860	
Intersection Improvements							\$11,519,302	\$9,215,442	\$2,303,860	
2025	607818	Old Colony	Brockton	BROCKTON- INTERSECTION IMPROVEMENTS AT LYMAN STREET/GROVE STREET/SUMMER STREET & REPLACEMENT OF GROVE STREET BRIDGE, B-25-005, OVER SALISBURY PLAIN RIVER	5	STBG	\$4,536,000		\$907,200	Construction; Total Cost is \$4,200,000; Year of Expenditure is \$4,536,000; TEC Score is 50.39; Status is 25% Design
2025	608195	Old Colony	Easton	EASTON- CORRIDOR IMPROVEMENTS ON ROUTE 138 INCLUDING INTERSECTION IMPROVEMENTS AT ROUTE 138 (WASHINGTON STREET) AND ELM STREET	5	STBG	\$6,983,302	\$5,586,642	\$1,396,660	Construction; Total Cost is \$6,466,020; Year of Expenditure is \$6,983,302; TEC Score is 42.89; Status is 25% Design
STBG Programmed							\$11,519,302	\$9,215,442	\$2,303,860	
Total Programmed for Old Colony Region Projects							\$11,519,302	\$9,215,442	\$2,303,860	
Program Target for Old Colony Region Projects							\$13,628,243	\$10,902,594	\$2,725,649	
Target Funds Available for Old Colony Region Projects							\$2,108,941	\$1,687,152	\$421,789	



STIP Investments Report
2026 Old Colony Region

STIP: 2023 - 2027 (D)

Year	MassDOT Project ID	MPO	Municipality	MassDOT Project Description	District	Funding Source	Total Programmed Funds	Federal Funds	Non-Federal Funds	Other Information
Federal Fiscal Year 2026							\$17,494,825	\$14,415,860	\$3,078,965	
Section 1A / Regionally Prioritized Projects							\$13,294,825	\$10,635,860	\$2,658,965	
Intersection Improvements							\$8,062,667	\$6,450,134	\$1,612,533	
2026	606002	Old Colony	Duxbury	DUXBURY- SIGNAL INSTALLATION @ ROUTE 3 (NB & SB) RAMPS & ROUTE 3A (TREMONT STREET)	5	STBG	\$2,688,000	\$2,150,400	\$537,600	Construction; Total Cost is \$2,400,000; Year of Expenditure is \$2,688,000; TEC Score is 38.22; Status is Pre-25% Design
2026	609440	Old Colony	Abington	ABINGTON- INTERSECTION IMPROVEMENTS AT HANCOCK STREET AND CHESTNUT STREET	5	STBG	\$5,374,667	\$4,299,734	\$1,074,933	Construction; Total Cost is \$4,798,810; Year of Expenditure is \$5,374,667; TEC Score is 41.06; Status is 25% Design
Roadway Reconstruction							\$5,232,158	\$4,185,726	\$1,046,432	
2026	608506	Old Colony	Hanson	HANSON- CORRIDOR IMPROVEMENTS ON ROUTE 14 (MAQUAN STREET), FROM THE PEMBROKE T.L. TO INDIAN HEAD STREET AND RELATED WORK	5	STBG	\$5,232,158	\$4,185,726	\$1,046,432	Construction; Total Cost is \$10,311,020; Advance Construction (AC); AC Phase 1 Year of Expenditure in 2026 is \$5,232,158; AC Phase 2 Year of Expenditure in 2027 is \$6,316,184; TEC Score 38.22; Status is 25% Design
STBG Programmed							\$13,294,825	\$10,635,860	\$2,658,965	
Total Programmed for Old Colony Region Projects							\$13,294,825	\$10,635,860	\$2,658,965	
Program Target for Old Colony Region Projects							\$13,294,825	\$10,635,860	\$2,658,965	
Target Funds Available for Old Colony Region Projects							\$0	\$0	\$0	
Section 2B / State Prioritized Modernization Projects							\$4,200,000	\$3,780,000	\$420,000	
Intersection Improvements							\$4,200,000	\$3,780,000	\$420,000	
2026	611979	Old Colony	Avon	AVON- INTERSECTION IMPROVEMENTS AT ROUTE 28, SPRING STREET AND HARRISON BOULEVARD	5	HSIP	\$4,200,000	\$3,780,000	\$420,000	Construction; Total Cost is \$3,750,000; Year of Expenditure is \$4,200,000; TEC Score is 49.89; Status is Pre-25% Design



STIP Investments Report
2027 Old Colony Region

STIP: 2023 - 2027 (D)

Year	MassDOT Project ID	MPO	Municipality	MassDOT Project Description	District	Funding Source	Total Programmed Funds	Federal Funds	Non-Federal Funds	Other Information
Federal Fiscal Year 2027							\$59,893,175	\$47,914,540	\$11,978,635	
Section 1A / Regionally Prioritized Projects							\$12,465,112	\$9,972,090	\$2,493,022	
Roadway Improvements							\$6,148,928	\$4,919,142	\$1,229,786	
2027	606143	Old Colony	Brockton	BROCKTON- INTERSECTION IMPROVEMENTS @ CRESCENT STREET (ROUTE 27)/QUINCY STREET/MASSASOIT BOULEVARD	5	STBG	\$6,148,928	\$4,919,142	\$1,229,786	Construction; Total Cost is \$5,300,800; Year of Expenditure is \$6,148,928; TEC Score 45.83; Status is 25% Design
Roadway Reconstruction							\$6,316,184	\$5,052,947	\$1,263,237	
2027	608506	Old Colony	Hanson	HANSON- CORRIDOR IMPROVEMENTS ON ROUTE 14 (MAQUAN STREET), FROM THE PEMBROKE T.L. TO INDIAN HEAD STREET AND RELATED WORK	5	STBG	\$6,316,184	\$5,052,947	\$1,263,237	Construction; Total Cost is \$10,311,020; Advance Construction (AC); AC Phase 1 Year of Expenditure in 2026 is \$5,232,158; AC Phase 2 Year of Expenditure in 2027 is \$6,316,184; TEC Score 38.22; Status is 25% Design
STBG Programmed							\$12,465,112	\$9,972,090	\$2,493,022	
Total Programmed for Old Colony Region Projects*							\$12,465,112	\$9,972,090	\$2,493,022	
Program Target for Old Colony Region Projects							\$14,670,156	\$11,736,125	\$2,934,031	
Target Funds Available for Old Colony Region Projects							\$2,205,044	\$1,764,035	\$441,009	
Section 2A / State Prioritized Reliability Projects							\$47,428,063	\$37,942,450	\$9,485,613	
Bridge Off-system							\$47,428,063	\$37,942,450	\$9,485,613	
2027	612006	Old Colony	Duxbury	DUXBURY- BRIDGE REPLACEMENT, D-14-003 (438), POWDER POINT AVENUE OVER DUXBURY BAY	5	STBG-BR-Off	\$47,428,063	\$37,942,450	\$9,485,613	Construction; Total Cost is \$157,257,710; Advance Construction (AC); AC Phase 1 Year of Expenditure in 2027 is \$47,428,063; AC Phases 2 through 4 in Years 2028, 2029, and 2030 (Total Years of Expenditure \$109,829,647); TEC Score is N/A; Status is Pre-25% Design



STIP Investments Report

Program Activity: Transit, 2023 Brockton Area Transit

STIP: 2023 - 2027 (D)

Year	MassDOT Project ID	Municipality	Program	MassDOT Project Description	Funding Source	Total Project Cost	Total Programmed Funds	Federal Funds	State Funds	Other Funds
Federal Fiscal Year 2023							\$8,550,000	\$4,650,000	\$3,900,000	
Brockton Area Transit							\$8,550,000	\$4,650,000	\$3,900,000	
2023	RTD0011362		RTA Facility & System Modernization	BAT - PURCHASE MISC ELEC/POWER EQUIP	5307	\$800,000	\$400,000	\$400,000		
2023	RTD0011362		RTA Facility & System Modernization	BAT - PURCHASE MISC ELEC/POWER EQUIP	RTACAP	\$800,000	\$400,000		\$400,000	
2023	RTD0011330		RTA Facility & Vehicle Maintenance	BAT - ACQUIRE MISC SUPPORT EQUIPMENT	5307	\$100,000	\$80,000	\$80,000		
2023	RTD0011330		RTA Facility & Vehicle Maintenance	BAT - ACQUIRE MISC SUPPORT EQUIPMENT	RTACAP	\$100,000	\$20,000		\$20,000	
2023	RTD0011331		RTA Facility & Vehicle Maintenance	BAT - BUY ASSOC CAP MAINT ITEMS	5307	\$50,000	\$40,000	\$40,000		
2023	RTD0011331		RTA Facility & Vehicle Maintenance	BAT - BUY ASSOC CAP MAINT ITEMS	RTACAP	\$50,000	\$10,000		\$10,000	
2023	RTD0011332		RTA Facility & Vehicle Maintenance	BAT - ACQUIRE-SHOP EQUIPMENT	5307	\$500,000	\$400,000	\$400,000		
2023	RTD0011332		RTA Facility & Vehicle Maintenance	BAT - ACQUIRE-SHOP EQUIPMENT	RTACAP	\$500,000	\$100,000		\$100,000	
2023	RTD0011333		RTA Facility & Vehicle Maintenance	BAT - TERMINAL, INTERMODAL (TRANSIT)	5307	\$100,000	\$80,000	\$80,000		
2023	RTD0011333		RTA Facility & Vehicle Maintenance	BAT - TERMINAL, INTERMODAL (TRANSIT)	RTACAP	\$100,000	\$20,000		\$20,000	
2023	RTD0011334		RTA Facility & Vehicle Maintenance	BAT - REHAB RENOVATE MAINTENANCE FACILITY	5307	\$500,000	\$400,000	\$400,000		
2023	RTD0011334		RTA Facility & Vehicle Maintenance	BAT - REHAB RENOVATE MAINTENANCE FACILITY	RTACAP	\$500,000	\$100,000		\$100,000	
2023	RTD0011361		RTA Fleet Upgrades	BAT - BUY REPLACEMENT 35-FT BUS ELECTRIC (6)	5307	\$6,500,000	\$3,250,000	\$3,250,000		
2023	RTD0011361		RTA Fleet Upgrades	BAT - BUY REPLACEMENT 35-FT BUS ELECTRIC (6)	RTACAP	\$6,500,000	\$3,250,000		\$3,250,000	



STIP Investments Report

Program Activity: Transit, 2024 Brockton Area Transit

STIP: 2023 - 2027 (D)

Year	MassDOT Project ID	Municipality	Program	MassDOT Project Description	Funding Source	Total Project Cost	Total Programmed Funds	Federal Funds	State Funds	Other Funds
Federal Fiscal Year 2024							\$9,080,000	\$6,964,000	\$2,116,000	
Brockton Area Transit							\$9,080,000	\$6,964,000	\$2,116,000	
2024	RTD0011335		RTA Facility & Vehicle Maintenance	BAT - BUY ASSOC CAP MAINT ITEMS	5307	\$50,000	\$40,000	\$40,000		
2024	RTD0011335		RTA Facility & Vehicle Maintenance	BAT - BUY ASSOC CAP MAINT ITEMS	RTACAP	\$50,000	\$10,000		\$10,000	
2024	RTD0011336		RTA Facility & Vehicle Maintenance	BAT - REHAB RENOVATE-MAINTENANCE FACILITY	5307	\$150,000	\$120,000	\$120,000		
2024	RTD0011336		RTA Facility & Vehicle Maintenance	BAT - REHAB RENOVATE-MAINTENANCE FACILITY	RTACAP	\$150,000	\$30,000		\$30,000	
2024	RTD0011337		RTA Facility & Vehicle Maintenance	BAT - TERMINAL, INTERMODAL (TRANSIT)	5307	\$100,000	\$80,000	\$80,000		
2024	RTD0011337		RTA Facility & Vehicle Maintenance	BAT - TERMINAL, INTERMODAL (TRANSIT)	RTACAP	\$100,000	\$20,000		\$20,000	
2024	RTD0011338		RTA Facility & Vehicle Maintenance	BAT - REHAB RENOVATE-BUS PARK & RIDE LOT	5307	\$50,000	\$40,000	\$40,000		
2024	RTD0011338		RTA Facility & Vehicle Maintenance	BAT - REHAB RENOVATE-BUS PARK & RIDE LOT	RTACAP	\$50,000	\$10,000		\$10,000	
2024	RTD0011339		RTA Facility & Vehicle Maintenance	BAT - ACQUIRE MISC SUPPORT EQUIPMENT	5307	\$100,000	\$80,000	\$80,000		
2024	RTD0011339		RTA Facility & Vehicle Maintenance	BAT - ACQUIRE MISC SUPPORT EQUIPMENT	RTACAP	\$100,000	\$20,000		\$20,000	
2024	RTD0011341		RTA Facility & Vehicle Maintenance	BAT- VEH OVERHAUL (4)	5307	\$1,000,000	\$500,000	\$500,000		
2024	RTD0011341		RTA Facility & Vehicle Maintenance	BAT- VEH OVERHAUL (4)	RTACAP	\$1,000,000	\$500,000		\$500,000	
2024	RTD0011342		RTA Facility & Vehicle Maintenance	BAT - PURCHASE BUS SHELTERS	5307	\$300,000	\$240,000	\$240,000		
2024	RTD0011342		RTA Facility & Vehicle Maintenance	BAT - PURCHASE BUS SHELTERS	RTACAP	\$300,000	\$60,000		\$60,000	
2024	RTD0011363		RTA Fleet Upgrades	BAT - BUY REPLACEMENT 40-FT BUS ELECTRIC (4)	OF	\$4,600,000	\$3,680,000	\$3,680,000		



STIP Investments Report

Program Activity: Transit, 2024 Brockton Area Transit

STIP: 2023 - 2027 (D)

Year	MassDOT Project ID	Municipality	Program	MassDOT Project Description	Funding Source	Total Project Cost	Total Programmed Funds	Federal Funds	State Funds	Other Funds
2024	RTD0011363		RTA Fleet Upgrades	BAT - BUY REPLACEMENT 40-FT BUS ELECTRIC (4)	RTACAP	\$4,600,000	\$920,000		\$920,000	
2024	RTD0011364		RTA Fleet Upgrades	BAT - BUY REPLACEMENT 35-FT BUS ELECTRIC (2)	OF	\$2,300,000	\$1,840,000	\$1,840,000		
2024	RTD0011364		RTA Fleet Upgrades	BAT - BUY REPLACEMENT 35-FT BUS ELECTRIC (2)	RTACAP	\$2,300,000	\$460,000		\$460,000	
2024	RTD0011365		RTA Fleet Upgrades	BAT - PURCHASE MISC ELEC/POWER EQUIP	OF	\$350,000	\$280,000	\$280,000		
2024	RTD0011365		RTA Fleet Upgrades	BAT - PURCHASE MISC ELEC/POWER EQUIP	RTACAP	\$350,000	\$70,000		\$70,000	
2024	RTD0011340		RTA Vehicle Replacement	BAT - ACQUIRE SUPPORT VEHICLE (1)	5307	\$80,000	\$64,000	\$64,000		
2024	RTD0011340		RTA Vehicle Replacement	BAT - ACQUIRE SUPPORT VEHICLE (1)	RTACAP	\$80,000	\$16,000		\$16,000	



STIP Investments Report

Program Activity: Transit, 2025 Brockton Area Transit

STIP: 2023 - 2027 (D)

Year	MassDOT Project ID	Municipality	Program	MassDOT Project Description	Funding Source	Total Project Cost	Total Programmed Funds	Federal Funds	State Funds	Other Funds
Federal Fiscal Year 2025							\$1,950,000	\$1,215,000	\$735,000	
Brockton Area Transit							\$1,950,000	\$1,215,000	\$735,000	
2025	RTD0011343		RTA Facility & Vehicle Maintenance	BAT - BUY ASSOC CAP MAINT ITEMS	5307	\$50,000	\$40,000	\$40,000		
2025	RTD0011343		RTA Facility & Vehicle Maintenance	BAT - BUY ASSOC CAP MAINT ITEMS	RTACAP	\$50,000	\$10,000		\$10,000	
2025	RTD0011344		RTA Facility & Vehicle Maintenance	BAT - ACQUIRE MISC SUPPORT EQUIPMENT & PARKING SYSTEM	5307	\$200,000	\$160,000	\$160,000		
2025	RTD0011344		RTA Facility & Vehicle Maintenance	BAT - ACQUIRE MISC SUPPORT EQUIPMENT & PARKING SYSTEM	RTACAP	\$200,000	\$40,000		\$40,000	
2025	RTD0011345		RTA Facility & Vehicle Maintenance	BAT - VEH OVERHAUL (4)	5307	\$1,150,000	\$575,000	\$575,000		
2025	RTD0011345		RTA Facility & Vehicle Maintenance	BAT - VEH OVERHAUL (4)	RTACAP	\$1,150,000	\$575,000		\$575,000	
2025	RTD0011346		RTA Facility & Vehicle Maintenance	BAT - REHAB RENOVATE MAINTENANCE FACILITY	5307	\$50,000	\$40,000	\$40,000		
2025	RTD0011346		RTA Facility & Vehicle Maintenance	BAT - REHAB RENOVATE MAINTENANCE FACILITY	RTACAP	\$50,000	\$10,000		\$10,000	
2025	RTD0011348		RTA Facility & Vehicle Maintenance	BAT - TERMINAL, INTERMODAL	5307	\$325,000	\$260,000	\$260,000		
2025	RTD0011348		RTA Facility & Vehicle Maintenance	BAT - TERMINAL, INTERMODAL	RTACAP	\$325,000	\$65,000		\$65,000	
2025	RTD0011347		RTA Vehicle Replacement	BAT - ACQUIRE SUPPORT VEHICLES (2)	5307	\$175,000	\$140,000	\$140,000		
2025	RTD0011347		RTA Vehicle Replacement	BAT - ACQUIRE SUPPORT VEHICLES (2)	RTACAP	\$175,000	\$35,000		\$35,000	



STIP Investments Report

Program Activity: Transit, 2026 Brockton Area Transit

STIP: 2023 - 2027 (D)

Year	MassDOT Project ID	Municipality	Program	MassDOT Project Description	Funding Source	Total Project Cost	Total Programmed Funds	Federal Funds	State Funds	Other Funds
Federal Fiscal Year 2026							\$10,195,000	\$7,256,000	\$2,939,000	
Brockton Area Transit							\$10,195,000	\$7,256,000	\$2,939,000	
2026	T00001		Operating	BAT- OPERATING ASSISTANCE	5307	\$3,000,000	\$1,500,000	\$1,500,000		
2026	T00001		Operating	BAT- OPERATING ASSISTANCE	SCA	\$3,000,000	\$1,500,000		\$1,500,000	
2026	RTD0011349		RTA Facility & Vehicle Maintenance	BAT - REHAB RENOVATE YARDS AND SHOPS	5307	\$500,000	\$400,000	\$400,000		
2026	RTD0011349		RTA Facility & Vehicle Maintenance	BAT - REHAB RENOVATE YARDS AND SHOPS	RTACAP	\$500,000	\$100,000		\$100,000	
2026	RTD0011350		RTA Facility & Vehicle Maintenance	BAT - ACQUIRE MISC SUPPORT EQUIPMENT	5307	\$100,000	\$80,000	\$80,000		
2026	RTD0011350		RTA Facility & Vehicle Maintenance	BAT - ACQUIRE MISC SUPPORT EQUIPMENT	RTACAP	\$100,000	\$20,000		\$20,000	
2026	RTD0011352		RTA Facility & Vehicle Maintenance	BAT - BUY ASSOC CAP MAINT ITEMS	5307	\$50,000	\$40,000	\$40,000		
2026	RTD0011352		RTA Facility & Vehicle Maintenance	BAT - BUY ASSOC CAP MAINT ITEMS	RTACAP	\$50,000	\$10,000		\$10,000	
2026	RTD0011353		RTA Facility & Vehicle Maintenance	BAT - REHAB RENOVATE MAINTENANCE FACILITY	5307	\$50,000	\$40,000	\$40,000		
2026	RTD0011353		RTA Facility & Vehicle Maintenance	BAT - REHAB RENOVATE MAINTENANCE FACILITY	RTACAP	\$50,000	\$10,000		\$10,000	
2026	RTD0011354		RTA Facility & Vehicle Maintenance	BAT - TERMINAL, INTERMODAL	5307	\$50,000	\$40,000	\$40,000		
2026	RTD0011354		RTA Facility & Vehicle Maintenance	BAT - TERMINAL, INTERMODAL	RTACAP	\$50,000	\$10,000		\$10,000	
2026	RTD0011366		RTA Fleet Upgrades	BAT - BUY REPLACEMENT 35-FT BUS ELECTRIC (5)	OF	\$6,100,000	\$4,880,000	\$4,880,000		
2026	RTD0011366		RTA Fleet Upgrades	BAT - BUY REPLACEMENT 35-FT BUS ELECTRIC (5)	RTACAP	\$6,100,000	\$1,220,000		\$1,220,000	
2026	RTD0011367		RTA Fleet Upgrades	BAT - PURCHASE MISC ELEC/POWER EQUIP	OF	\$285,000	\$228,000	\$228,000		
2026	RTD0011367		RTA Fleet Upgrades	BAT - PURCHASE MISC ELEC/POWER EQUIP	RTACAP	\$285,000	\$57,000		\$57,000	



STIP Investments Report

Program Activity: Transit, 2026 Brockton Area Transit

STIP: 2023 - 2027 (D)

Year	MassDOT Project ID	Municipality	Program	MassDOT Project Description	Funding Source	Total Project Cost	Total Programmed Funds	Federal Funds	State Funds	Other Funds
2026	RTD0011351		RTA Vehicle Replacement	BAT - ACQUIRE SUPPORT VEHICLE (1)	5307	\$60,000	\$48,000	\$48,000		
2026	RTD0011351		RTA Vehicle Replacement	BAT - ACQUIRE SUPPORT VEHICLE (1)	RTACAP	\$60,000	\$12,000		\$12,000	



STIP Investments Report

Program Activity: Transit, 2027 Brockton Area Transit

STIP: 2023 - 2027 (D)

Year	MassDOT Project ID	Municipality	Program	MassDOT Project Description	Funding Source	Total Project Cost	Total Programmed Funds	Federal Funds	State Funds	Other Funds
Federal Fiscal Year 2027							\$3,625,000	\$2,000,000	\$1,625,000	
Brockton Area Transit							\$3,625,000	\$2,000,000	\$1,625,000	
2027	T00001		Operating	BAT- OPERATING ASSISTANCE	5307	\$3,000,000	\$1,500,000	\$1,500,000		
2027	T00001		Operating	BAT- OPERATING ASSISTANCE	SCA	\$3,000,000	\$1,500,000		\$1,500,000	
2027	RTD0011355		RTA Facility & Vehicle Maintenance	BAT - BUY ASSOC CAP MAINT ITEMS	5307	\$50,000	\$40,000	\$40,000		
2027	RTD0011355		RTA Facility & Vehicle Maintenance	BAT - BUY ASSOC CAP MAINT ITEMS	RTACAP	\$50,000	\$10,000		\$10,000	
2027	RTD0011356		RTA Facility & Vehicle Maintenance	BAT - REHAB RENOVATE MAINTENANCE FACILITY	5307	\$50,000	\$40,000	\$40,000		
2027	RTD0011356		RTA Facility & Vehicle Maintenance	BAT - REHAB RENOVATE MAINTENANCE FACILITY	RTACAP	\$50,000	\$10,000		\$10,000	
2027	RTD0011357		RTA Facility & Vehicle Maintenance	BAT - TERMINAL, INTERMODAL AND ROOF REPLACEMENT	5307	\$300,000	\$240,000	\$240,000		
2027	RTD0011357		RTA Facility & Vehicle Maintenance	BAT - TERMINAL, INTERMODAL AND ROOF REPLACEMENT	RTACAP	\$300,000	\$60,000		\$60,000	
2027	RTD0011358		RTA Facility & Vehicle Maintenance	BAT - ACQUIRE MISC SUPPORT EQUIPMENT	5307	\$100,000	\$80,000	\$80,000		
2027	RTD0011358		RTA Facility & Vehicle Maintenance	BAT - ACQUIRE MISC SUPPORT EQUIPMENT	RTACAP	\$100,000	\$20,000		\$20,000	
2027	RTD0011359		RTA Facility & Vehicle Maintenance	BAT - REHAB RENOVATE - BUS PARK & RIDE LOT	5307	\$50,000	\$40,000	\$40,000		
2027	RTD0011359		RTA Facility & Vehicle Maintenance	BAT - REHAB RENOVATE - BUS PARK & RIDE LOT	RTACAP	\$50,000	\$10,000		\$10,000	
2027	RTD0011360		RTA Facility & Vehicle Maintenance	BAT - PURCHASE MISC COMMUNICATIONS EQUIP SYSTEMS	5307	\$75,000	\$60,000	\$60,000		
2027	RTD0011360		RTA Facility & Vehicle Maintenance	BAT - PURCHASE MISC COMMUNICATIONS EQUIP SYSTEMS	RTACAP	\$75,000	\$15,000		\$15,000	

3.6 Air Quality Conformity Documentation

This section documents the latest air quality conformity determination for the 1997 ozone National Ambient Air Quality Standards (NAAQS) in the Old Colony Region. It covers the applicable conformity requirements according to the latest regulations, regional designation status, legal considerations, and federal guidance. Further details and background information are provided below:

Introduction

The 1990 Clean Air Act Amendments (CAAA) require metropolitan planning organizations within nonattainment and maintenance areas to perform air quality conformity determinations prior to the approval of Long Range Transportation Plans (LRTPs) and Transportation Improvement Programs (TIPs), and at such other times as required by regulation. Clean Air Act (CAA) section 176(c) (42 U.S.C. 7506(c)) requires that federally funded or approved highway and transit activities are consistent with (“conform to”) the purpose of the State Implementation Plan (SIP). Conformity to the purpose of the SIP means that means Federal Highway Administration (FHWA) and Federal Transit Administration (FTA) funding and approvals are given to highway and transit activities that will not cause or contribute to new air quality violations, worsen existing violations, or delay timely attainment of the relevant NAAQS or any interim milestones (42 U.S.C. 7506(c)(1)). The U.S. Environmental Protection Agency (EPA) transportation conformity rules establish the criteria and procedures for determining whether metropolitan transportation plans, transportation improvement programs (TIPs), and federally supported highway and transit projects conform to the SIP (40 CFR Parts 51.390 and 93).

A nonattainment area is one that the EPA has designated as not meeting certain air quality standards. A maintenance area is a nonattainment area that now meets the standards and has been re-designated as maintaining the standard. A conformity determination is a demonstration that plans, programs, and projects are consistent with the State Implementation Plan (SIP) for attaining the air quality standards. The CAAA requirement to perform a conformity determination ensures that federal approval and funding go to transportation activities that are consistent with air quality goals.

Legislative and Regulatory Background

The entire Commonwealth of Massachusetts was previously classified as nonattainment for ozone, and was divided into two nonattainment areas. The Eastern Massachusetts ozone nonattainment area included Barnstable, Bristol, Dukes, Essex, Middlesex, Nantucket, Norfolk, Plymouth, Suffolk, and Worcester counties. Berkshire, Franklin, Hampden, and Hampshire counties comprised the Western Massachusetts ozone nonattainment area. With these classifications, the 1990 Clean Air Act Amendments (CAAA) required the Commonwealth to reduce its emissions of volatile organic compounds (VOCs) and nitrogen oxides (NOx), the two major precursors to ozone formation to achieve attainment of the ozone standard.

The 1970 Clean Air Act defined a one-hour national ambient air quality standard (NAAQS) for ground-level ozone. The 1990 CAAA further classified degrees of nonattainment of the one-hour standard based on the severity of the monitored levels of the pollutant. The entire commonwealth of Massachusetts was classified as being in serious nonattainment for the one-hour ozone standard, with a required attainment date of 1999. The attainment date was later extended, first to 2003 and a second time to 2007.

FFY 2023-2027 OLD COLONY TRANSPORTATION IMPROVEMENT PROGRAM (TIP)

In 1997, the EPA proposed a new, eight-hour ozone standard that replaced the one-hour standard, effective June 15, 2005. Scientific information had shown that ozone could affect human health at lower levels, and over longer exposure times than one hour. The new standard was challenged in court, and after a lengthy legal battle, the courts upheld it. It was finalized in June 2004. The eight-hour standard is 0.08 parts per million, averaged over eight hours and not to be exceeded more than once per year. Nonattainment areas were again further classified based on the severity of the eight-hour values. Massachusetts as a whole was classified as being in moderate nonattainment for the eight-hour standard, and was separated into two nonattainment areas: Eastern Massachusetts and Western Massachusetts.

In March 2008, EPA published revisions to the eight-hour ozone NAAQS establishing a level of 0.075 ppm, (March 27, 2008; 73 FR 16483). In 2009, EPA announced it would reconsider this standard because it fell outside of the range recommended by the Clean Air Scientific Advisory Committee. However, EPA did not take final action on the reconsideration so the standard would remain at 0.075 ppm.

After reviewing data from Massachusetts monitoring stations, EPA sent a letter on December 16, 2011 proposing that only Dukes County would be designated as nonattainment for the new proposed 0.075 ozone standard. Massachusetts concurred with these findings.

On May 21, 2012, (77 FR 30088), the final rule was published in the Federal Register, defining the 2008 NAAQS at 0.075 ppm, the standard that was promulgated in March 2008. A second rule published on May 21, 2012 (77 FR 30160), revoked the 1997 ozone NAAQS to occur one year after the July 20, 2012 effective date of the 2008 NAAQS.

Also on May 21, 2012, the air quality designations areas for the 2008 NAAQS were published in the Federal Register. In this Federal Register, the only area in Massachusetts that was designated as nonattainment is Dukes County. All other Massachusetts counties were designated as attainment/unclassified for the 2008 standard. On March 6, 2015, (80 FR 12264, effective April 6, 2015) EPA published the Final Rulemaking, "Implementation of the 2008 National Ambient Air Quality Standards (NAAQS) for Ozone: State Implementation Plan Requirements; Final Rule." This rulemaking confirmed the removal of transportation conformity to the 1997 Ozone NAAQS and the replacement with the 2008 Ozone NAAQS, which (with actually a stricter level of allowable ozone concentration than the 1997 standards) classified Massachusetts as "Attainment/unclassifiable" (except for Dukes County).

However, on February 16, 2018, the United States Court of Appeals for the District of Columbia Circuit in *South Coast Air Quality Mgmt. District v. EPA* ("South Coast II," 882 F.3d 1138) held that transportation conformity determinations must be made in areas that were either nonattainment or maintenance for the 1997 ozone NAAQS and attainment for the 2008 ozone NAAQS when the 1997 ozone NAAQS was revoked. Conformity determinations are required in these areas after February 16, 2019. On November 29, 2018, EPA issued *Transportation Conformity Guidance for the South Coast II Court Decision* (EPA-420-B-18-050, November 2018) that addresses how transportation conformity determinations can be made in these areas. According to the guidance, both Eastern and Western Massachusetts, along with several other areas across the country, are now defined as "orphan nonattainment areas" - areas that were designated as nonattainment for the 1997 ozone NAAQS at the time of its revocation (80 FR 12264, March 6, 2015) and were designated attainment for the 2008 ozone NAAQS in EPA's original designations rule for this NAAQS (77 FR 30160, May 21, 2012).

Current Conformity Determination

After February 16, 2019, as a result of the court ruling and the subsequent federal guidance, transportation conformity for the 1997 NAAQS - intended as an “anti-backsliding” measure - now applies to both of Massachusetts’ orphan areas. Therefore, a conformity determination was made for the 1997 ozone NAAQS on the 2020-2040 Long Range Transportation Plans. This conformity determination was finalized in July 2019 following each MPO’s previous endorsement of their long range transportation plan, and approved by the Massachusetts Divisions of FHWA and FTA on October 15, 2019. This conformity determination continues to be valid for the Old Colony FFY 2023-2027 Transportation Improvement Program, and Massachusetts’ FFY 2023-2027 STIP, as each is developed from the conforming 2020-2040 Long Range Transportation Plans.

The transportation conformity regulation at 40 CFR 93.109 sets forth the criteria and procedures for determining conformity. The conformity criteria for TIPs and LRTPs include latest planning assumptions (93.110), latest emissions model (93.111), consultation (93.112), transportation control measures (93.113(b) and (c), and emissions budget and/or interim emissions (93.118 and/or 93.119).

For the 1997 ozone NAAQS areas, transportation conformity for TIPs and RTPs for the 1997 ozone NAAQS can be demonstrated without a regional emissions analysis, per 40 CFR 93.109(c). This provision states that the regional emissions analysis requirement applies one year after the effective date of EPA’s nonattainment designation for a NAAQS and until the effective date of revocation of such NAAQS for an area. The 1997 ozone NAAQS revocation was effective on April 6, 2015, and the *South Coast II* court upheld the revocation. As no regional emission analysis is required for this conformity determination, there is no requirement to use the latest emissions model, or budget or interim emissions tests.

Therefore, transportation conformity for the 1997 ozone NAAQS for the Old Colony FFY 2023-2027 Transportation Improvement Program and 2020-2040 Long Range Transportation Plans can be demonstrated by showing that remaining requirements in Table 1 in 40 CFR 93.109 have been met. These requirements, which are laid out in Section 2.4 of EPA’s guidance and addressed below, include:

- Latest planning assumptions (93.110)
- Consultation (93.112)
- Transportation Control Measures (93.113)
- Fiscal Constraint (93.108)

Latest Planning Assumptions:

The use of latest planning assumptions in 40 CFR 93.110 of the conformity rule generally apply to regional emissions analysis. In the 1997 ozone NAAQS areas, the use of latest planning assumptions requirement applies to assumptions about transportation control measures (TCMs) in an approved SIP (See following section on Timely Implementation of TCMs).

Consultation:

The consultation requirements in 40 CFR 93.112 were addressed both for interagency consultation and public consultation. Interagency consultation was conducted with FHWA, FTA, US EPA Region 1, MassDEP, and the Massachusetts MPOs on March 6, 2019 to discuss the latest conformity-related court rulings and

FFY 2023-2027 OLD COLONY TRANSPORTATION IMPROVEMENT PROGRAM (TIP)

resulting federal guidance. Regular and recurring interagency consultations have been held since on an (at least) annual schedule, with the most recent conformity consultation held on April 27, 2022. This ongoing consultation is conducted in accordance with the following:

- Massachusetts' Air Pollution Control Regulations 310 CMR 60.03 "Conformity to the State Implementation Plan of Transportation Plans, Programs, and Projects Developed, Funded or Approved Under Title 23 USC or the Federal Transit Act"
- The Commonwealth of Massachusetts Memorandum of Understanding among the Massachusetts Department of Transportation, Massachusetts Department of Environmental Protection, Massachusetts Metropolitan Planning Organizations, and Regional Transit Authorities, titled The Conduct of Air Quality Planning and Coordination for Transportation Conformity (dated September 16, 2019)

Public consultation was conducted consistent with planning rule requirements in 23 CFR 450.

Title 23 CFR Section 450.324 and 310 CMR 60.03(6)(h) requires that the development of the TIP, LRTP, and related certification documents provide an adequate opportunity for public review and comment. Section 450.316(b) also establishes the outline for MPO public participation programs. The Old Colony MPO's Public Participation Plan was formally adopted in 2021. The Public Participation Plan ensures that the public will have access to the TIP and LRTP and all supporting documentation, provides for public notification of the availability of the TIP and LRTP and the public's right to review the document and comment thereon, and provides a 21-day public review and comment period prior to the adoption of the TIP and LRTP and related certification documents. For more information, the Old Colony Public Participation Plan is available [here](#).

The public comment period for this conformity determination commenced on April 19, 2022. During the 21-day public comment period, any comments received were incorporated into this Plan. This allowed ample opportunity for public comment and MPO review of the draft document. The public comment period closed on May 16, 2022 and subsequently, the Old Colony MPO endorsed this air quality conformity determination on May 17, 2022. These procedures comply with the associated federal requirements.

Timely Implementation of Transportation Control Measures:

Transportation Control Measures (TCMs) have been required in the SIP in revisions submitted to EPA in 1979 and 1982. All SIP TCMs have been accomplished through construction or through implementation of ongoing programs. All of the projects have been included in the Region's Transportation Plan (present or past) as recommended projects or projects requiring further study.

Fiscal Constraint:

Transportation conformity requirements in 40 CFR 93.108 state that TIPs and transportation plans and must be fiscally constrained consistent with U.S. DOT's metropolitan planning regulations at 23 CFR part 450. The Old Colony 2023-2027 Transportation Improvement Program and 2020-2040 Long Range Transportation Plan are fiscally constrained, as demonstrated in this document.

FFY 2023-2027 OLD COLONY TRANSPORTATION IMPROVEMENT PROGRAM (TIP)

In summary and based upon the entire process described above, the Old Colony MPO has prepared this conformity determination for the 1997 Ozone NAAQS in accordance with EPA's and Massachusetts' latest conformity regulations and guidance. This conformity determination process demonstrates that the FFY 2023-2027 Transportation Improvement Program and the 2020-2040 Long Range Transportation Plan meet the Clean Air Act and Transportation Conformity Rule requirements for the 1997 Ozone NAAQS, and have been prepared following all the guidelines and requirements of these rules during this time period.

Therefore, the implementation of the Old Colony MPO's FFY 2023-2027 Transportation Improvement Program and the 2020-2040 Long Range Transportation Plan are consistent with the air quality goals of, and in conformity with, the Massachusetts State Implementation Plan.

APPENDICES

- A. FFY 2023-2027 OLD COLONY TIP ENDORSEMENT
- B. §450.336 - SELF CERTIFICATION COMPLIANCE STATEMENT - 3C PROCESS
- C. SELF-CERTIFICATION COMPLIANCE STATEMENT - 310 CMR 60.05: GLOBAL WARMING SOLUTIONS ACT REQUIREMENTS FOR THE TRANSPORTATION SECTOR AND MASSDOT
- D. GLOSSARY OF TERMS AND ACRONYMS
- E. PAVEMENT MANAGEMENT SYSTEM ANALYSIS
- F. OPERATIONS AND MAINTENANCE EXPENDITURES (STATEWIDE AND REGIONAL)
- G. FEDERAL REGIONAL FUNDING TARGETS AND STATEWIDE SUMMARIES
- H. TRANSPORTATION EVALUATION CRITERIA FORMS
- I. ANNUAL LISTING OF OBLIGATED PROJECTS
- J. COMPLETED HIGHWAY AND TRANSIT PROJECTS (2015 TO PRESENT); GREENHOUSE GAS (GHG) EMISSIONS ANALYSIS
- K. FFY 2023-2027 GREENHOUSE GAS (GHG) EMISSIONS ANALYSIS
- L. FFY 2023-2027 GATRA TRANSIT ELEMENT
- M. TWENTY-ONE (21) DAY PUBLIC REVIEW - NOTICE OF AVAILABILITY AND PUBLIC COMMENTS
- N. TIP PROJECT REVISION AND DEFINITION PROCEDURES, AND APPROVED ADJUSTMENTS, ADMINISTRATIVE MODIFICATIONS, AND AMENDMENTS

APPENDIX A - FFY 2023-2027 OLD COLONY TIP ENDORSEMENT

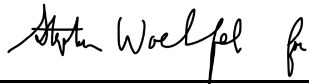
OLD COLONY METROPOLITAN PLANNING ORGANIZATION (MPO)

FFY 2023-2027 OLD COLONY TRANSPORTATION IMPROVEMENT PROGRAM (TIP)

ENDORSEMENT OF

FFY 2023-2027 OLD COLONY TRANSPORTATION IMPROVEMENT PROGRAM (TIP)

This is to certify that the Signatories of the Old Colony Metropolitan Planning Organization (MPO), at their Old Colony MPO meeting on May 17, 2022 hereby approve and endorse the FFY 2023-2027 Old Colony Transportation Improvement Program (TIP) in its entirety for the Old Colony Region, in accordance with the certified 3C Transportation Planning Process.



Jamey Tesler, Secretary and CEO
Massachusetts Department of Transportation (MassDOT);
Chair, Old Colony Metropolitan Planning Organization (OCMPO)

Date

**APPENDIX B - §450.336 - SELF CERTIFICATION COMPLIANCE
STATEMENT - 3C PROCESS**

Certification of the Old Colony MPO Transportation Planning Process

The Old Colony Metropolitan Planning Organization certifies that its conduct of the metropolitan transportation planning process complies with all applicable requirements, which are listed below, and that this process includes activities to support the development and implementation of the Regional Long-Range Transportation Plan and Air Quality Conformity Determination, the Transportation Improvement Program and Air Quality Conformity Determination, and the Unified Planning Work Program.

1. 23 USC 134, 49 USC 5303, and this subpart.
2. Sections 174 and 176 (c) and (d) of the Clean Air Act, as amended (42 USC 7504, 7506 (c) and (d) and 40 CFR part 93 and for applicable State Implementation Plan projects.
3. Title VI of the Civil Rights Act of 1964, as amended (42 USC 2000d-1) and 49 CFR Part 21.
4. 49 USC 5332, prohibiting discrimination on the basis of race, color, creed, national origin, sex, or age in employment or business opportunity.
5. Section 1101 (b) of the Fast Act (Pub. L. 114-357) and 49 CFR Part 26 regarding the involvement of disadvantaged business enterprises in U.S. DOT-funded projects.
6. 23 CFR part 230, regarding implementation of an equal employment opportunity program on Federal and Federal-aid highway construction contracts.
7. The provisions of the US DOT and of the Americans with Disabilities Act of 1990 (42 USC 12101 et seq.) and 49 CFR Parts 27, 37, and 38.
8. The Older Americans Act, as amended (42 USC 6101), prohibiting discrimination on the basis of age in programs or activities receiving federal financial assistance.
9. Section 324 of Title 23 USC regarding the prohibition of discrimination based on gender.
10. Section 504 of the Rehabilitation Act of 1973 (29 USC 794) and 49 CFR Part 27 regarding discrimination against individuals with disabilities.
11. Anti-lobbying restrictions found in 49 USC Part 20. No appropriated funds may be expended by a recipient to influence or attempt to influence an officer or employee of any agency, or a member of Congress, in connection with the awarding of any federal contract.



Jamey Tesler, Secretary and CEO
Massachusetts Department of Transportation (MassDOT)
Chair, Old Colony Metropolitan Planning Organization (OCMPO)

Date

**APPENDIX C - SELF-CERTIFICATION COMPLIANCE STATEMENT - 310
CMR 60.05: GLOBAL WARMING SOLUTIONS ACT REQUIREMENTS FOR
THE TRANSPORTATION SECTOR AND MASSDOT**

310 CMR 60.05: Global Warming Solutions Act Requirements for Transportation

This will certify that the Transportation Improvement Program and Air Quality Conformity Determination for the Old Colony Long Range Transportation Plan is in compliance with all applicable requirements in the State Regulation 310 CMR 60.05: Global Warming Solutions Act Requirements for Transportation. The regulation requires the MPO to:

1. 310 CMR 60.05(5)(a)1.: Evaluate and report the aggregate transportation GHG emissions impacts of RTPs and TIPs;
2. 310 CMR 60.05(5)(a)2.: In consultation with MassDOT, develop and utilize procedures to prioritize and select projects in RTPs and TIPs based on factors that include aggregate transportation GHG emissions impacts;
3. 310 CMR 60.05(5)(a)3.: Quantify net transportation GHG emissions impacts resulting from the projects in RTPs and TIPs and certify in a statement included with RTPs and TIPs pursuant to 23 CFR Part 450 that the MPO has made efforts to minimize aggregate transportation GHG emissions impacts;
4. 310 CMR 60.05(5)(a)4.: Determine in consultation with the RPA that the appropriate planning assumptions used for transportation GHG emissions modeling are consistent with local land use policies, or that local authorities have made documented and credible commitments to establishing such consistency;
5. 310 CMR 60.05(8)(a)2.a.: Develop RTPs and TIPs;
6. 310 CMR 60.05(8)(a)2.b.: Ensure that RPAs are using appropriate planning assumptions;
7. 310 CMR 60.05(8)(a)2.c.: Perform regional aggregate transportation GHG emissions impact analysis of RTPs and TIPs;
8. 310 CMR 60.05(8)(a)2.d.: Calculate aggregate transportation GHG emissions impacts for RTPs and TIPs;
9. 310 CMR 60.05(8)(a)2.e.: Develop public consultation procedures for aggregate transportation GHG emissions impact reporting and related GWSA requirements consistent with current and approved regional public participation plans;
10. 310 CMR 60.05(8)(c): Prior to making final endorsements on the RTPs, TIPs, STIPs, and projects included in these plans, MassDOT and the MPOs shall include the aggregate transportation GHG emission impact assessment in RTPs, TIPs, and STIPs and provide an opportunity for public review and comment on the RTPs, TIPs, and STIPs; and
11. 310 CMR 60.05(8)(a)1.c.: After a final GHG assessment has been made by MassDOT and the MPOs, MassDOT and the MPOs shall submit MPO-endorsed RTPs, TIPs, STIPs or projects within 30 days of endorsement to the Department for review of the GHG assessment.



Jamey Tesler, Secretary and CEO
Massachusetts Department of Transportation (MassDOT);
Chair, Old Colony Metropolitan Planning Organization (OCMPO)

Date

APPENDIX D - GLOSSARY OF TERMS AND ACRONYMS

GLOSSARY OF TERMS AND ACRONYMS

List of Acronyms

3C:	Comprehensive, Cooperative, and Continuing Planning Process
ADA:	Americans with Disabilities Act
BAT:	Brockton Area Transit Authority
BIL:	Bipartisan Infrastructure Law
CAAA:	Clean Air Act Amendments of 1990
CIP:	Capital Investment Plan
CMAQ:	Congestion Mitigation and Air Quality Improvement Program
CMP:	Congestion Management Process
CTGP:	Community Transit Grant Program
DEP:	Department of Environmental Protection
EIR:	Environmental Impact Report
EJ:	Environmental Justice
ENF:	Environmental Notification Form
EPA:	Environmental Protection Agency
EV:	Electric Vehicle
FAST ACT:	Fixing America’s Surface Transportation Act
FHWA:	Federal Highway Administration
FTA:	Federal Transit Administration
GATRA:	Greater Attleboro-Taunton Regional Transit Authority
GHG:	Greenhouse Gases
GWSA:	Global Warming Solutions Act
HPMS:	Highway Performance Monitoring System
HSIP:	Highway Safety Improvement Program
IRI:	International Roughness Index
JTC:	Joint Transportation Committee
LAP:	Language Access Plan
LEP:	Limited English Proficient
LOS:	Level of Service
LRTP:	Long Range Transportation Plan
MCAD:	Massachusetts Commission Against Discrimination
MAP:	Mobility Assistance Program
MARPA:	Massachusetts Association of Regional Planning Agencies
MassDOT:	Massachusetts Department of Transportation
MBTA:	Massachusetts Bay Transportation Authority
MOU:	Memorandum of Understanding
MPO:	Metropolitan Planning Organization
NAAQS:	National Ambient Air Quality Standards
NBIS:	National Bridge Inventory Standards
NFA:	Non-Federal Aid

NFP:	National Freight Program
NHPP:	National Highway Performance Program
NHS:	National Highway System
NOx:	Nitrogen Oxides
O&M:	Operations and Maintenance
P&B:	Plymouth and Brockton Bus Company
PM1:	Safety Performance Measures
PM2:	System Preservation Performance Measures
PM3:	System Performance Measures (Congestion, Reliability, and Emissions)
PMS:	Pavement Management System
POP:	Programming of Projects
PPP:	Public Participation Plan
PRC:	Project Review Committee
PSI:	Pavement Serviceability Index
PTASP:	Public Transit Agency Safety Plan
SGR:	State of Good Repair
SIP:	State Implementation Plan
SMS:	Safety Management System
SOV:	Single Occupant Vehicle
SSCAC:	South Shore Community Action Council
STBG:	Surface Transportation Block Grant Program
TAM	Transit Asset Management
TAMP	Transportation Asset Management Plan
TAN:	Transportation Advisory Network
TAP:	Transportation Alternatives Program
TCM:	Transportation Control Measure
TEC:	Transportation Evaluation Criteria
TERM:	Transit Economic Requirements Model
TIP:	Transportation Improvement Program
TITLE VI:	Title VI of the Civil Rights Act of 1964, 42 U.S.C. 2000d
TMA:	Transportation Management Area
ULB:	Useful Life Benchmark
VMT:	Vehicle Miles Traveled
VOCs:	Volatile Organic Compounds

APPENDIX E - PAVEMENT MANAGEMENT SYSTEM ANALYSIS

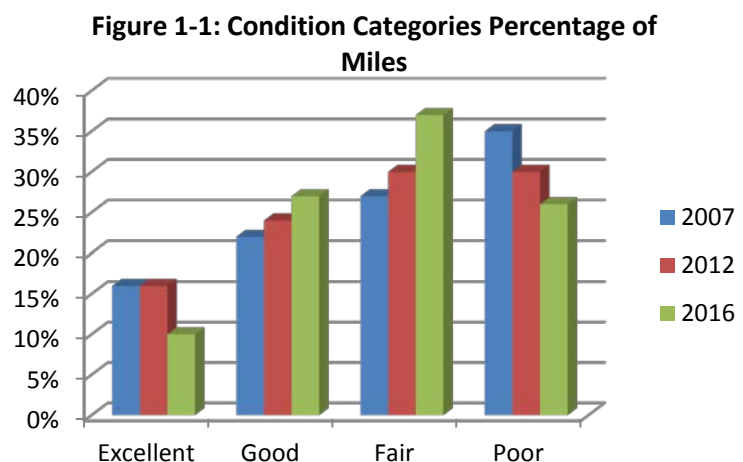
System Level Estimate of Needs and Cost for Maintaining and Operating the Highway System

Given the limited funding, competing priorities, and the comprehensive list of transportation needs, it is crucial to maintain and operate the current system at optimal efficiency, in a safe manner, and in a state of good repair. Also, various management and operation methodologies such as ITS, Transportation Demand Management strategies, Park and Ride Lots, Transit Signal Priority, and Corridor Management strategies such as traffic signal coordination will help the region obtain its goals of improving mobility, improving safety, reducing greenhouse gases, improving sustainability, and promoting economic development.

As such in order to develop a system level estimate of needs and cost for maintaining and operating the highway system, the Old Colony MPO has refined and updated its pavement management system (PMS) in keeping with the principles of objectives-driven, performance-based planning, and in fulfilling its goal of keeping the highway system in a state of good repair. A well-maintained system in good repair reduces delays (due to long reconstruction periods), enhances freight movement, improves economic vitality, and provides opportunities to implement Complete Streets strategies (improving the sidewalk and bicycle facilities network). The PMS calculates the rate of deterioration of pavement and the implications for the cost of repairs. It calculates a Pavement Condition Index (PCI) score between 0 and 100 for the surveyed road segments and recommends a repair and cost based on the PCI score. Each road or road segment is placed in a condition category based on the PCI, which includes “Poor” (PCI = 0 to 64), “Fair” (PCI = 65 to 84), “Good” (PCI = 85 to 94), and “Excellent (PCI = 95 to 100).

The Old Colony MPO updates field inspections of the pavement surface every four years and supplements the data on an ongoing basis, as pavement reconstruction and resurfacing projects are completed on federal aid roads through the Old Colony Transportation Improvement Program (TIP). The repairs recommended by the PMS, based on the road condition, include five general default repair strategies.

The total federal-aid road mileage in the region included in Old Colony’s PMS has increased to a total of 642 miles with the recent addition of Duxbury as an Old Colony member community. Figure 5-4 summarizes the percentage of the federal aid mileage in each of the condition categories for the 2016 Old Colony RTP and for previous RTPs in 2012 and 2007. Figure 1-1 shows that in the previous 2012 RTP, 16 percent of the federal aid roads were in the “Excellent” category, 24 percent in the “Good” category, 30 percent were in



the "Fair" category, and 30 percent were in the "Poor" category. In the 2007 RTP, 16 percent of the federal aid roads were in the "Excellent" category, 22 percent were in the "Good" category, 27 percent were in the "Fair" category, 35 percent were in the "Poor" category. The condition survey results from the 2014 pavement data survey show that although there are less roads in the "Poor" category, more of the federal aid roads have slipped into the "Good" and "Fair" categories (27 percent and 37 percent compared to the previous 24 percent and 30 percent). Old Colony has set a goal to achieve 50% of federal-aid eligible roadways with PCI-based pavement ranking of "Excellent" or "Good" within 10 years. The total cost in improving all federal aid roads to a state of good repair is estimated by the PMS at \$213,891,765. The overall average PCI for all federal-aid roads is 77.

**APPENDIX F - OPERATIONS AND MAINTENANCE EXPENDITURES
(HIGHWAY AND PUBLIC TRANSIT)**

Operating and Maintenance Expenditures as of March 2022					
Program Group/Sub Group	Statewide and District Contracts plus Expenditures within MPO boundaries				
	Est SFY 2022 Spending	Est SFY 2023 Spending	Est SFY 2024 Spending	Est SFY 2025 Spending	Est SFY 2026 Spending
Part 1: Non-Federal Aid					
Section I - Non Federal Aid Maintenance Projects - State Bondfunds					
01 - ADA Retrofits					
Sidewalk Construction and Repairs	\$ 78,719	\$ -	\$ 52,000	\$ -	\$ -
02 - Bicycles and pedestrians program					
Bikeway/Bike Path Construction	\$ -	\$ 114,000	\$ -	\$ -	\$ -
03 - Bridge					
Bridge Maintenance	\$ 47,360,434	\$ 22,008,112	\$ -	\$ 345,318	\$ -
Bridge Maintenance - Deck Repairs	\$ 13,072,586	\$ 8,334,358	\$ 5,311,045	\$ 443,585	\$ -
Bridge Maintenance - Joints	\$ 3,793,035	\$ 2,804,206	\$ -	\$ 68,432	\$ -
Bridge Preservation	\$ 2,882,033	\$ 11,816,698	\$ -	\$ 317,981	\$ -
Drawbridge Maintenance	\$ 5,575,223	\$ 2,560,174	\$ 7,019,328	\$ -	\$ -
Painting - Structural	\$ 6,162,363	\$ 1,605,861	\$ -	\$ -	\$ -
Structures Maintenance	\$ 284,948	\$ 142,680	\$ 1,208,481	\$ -	\$ -
04 - Capacity					
Highway Relocation	\$ -	\$ -	\$ 4,974,667	\$ -	\$ -
Hwy Reconstr - Added Capacity	\$ -	\$ -	\$ -	\$ -	\$ -
Hwy Reconstr - Major Widening	\$ -	\$ -	\$ -	\$ -	\$ -
05 - Facilities					
Vertical Construction (Ch 149)	\$ 6,669,216	\$ 5,718,204	\$ -	\$ 114,754	\$ -
07 - Intersection Improvements					
Traffic Signals	\$ 3,488,759	\$ 2,224,126	\$ -	\$ 94,957	\$ -
08 - Interstate Pavement					
Resurfacing Interstate	\$ -	\$ -	\$ 1,651,487	\$ -	\$ -
09 - Intelligent Transportation Systems Program					
Intelligent Transportation System	\$ -	\$ -	\$ 1,914,764	\$ -	\$ -
10 - Non-interstate DOT Pavement Program					
Milling and Cold Planing	\$ 625,000	\$ 695,000	\$ -	\$ -	\$ -
Resurfacing	\$ 6,415,673	\$ 4,437,466	\$ -	\$ 956,730	\$ -
Resurfacing DOT Owned Non-Interstate	\$ 5,222,136	\$ -	\$ 1,345,715	\$ 178,272	\$ -
11 - Roadway Improvements					
Asbestos Removal	\$ -	\$ -	\$ -	\$ -	\$ -
Catch Basin Cleaning	\$ 1,966,347	\$ 1,455,089	\$ 2,658,730	\$ -	\$ -
Contract Highway Maintenance	\$ 3,190,450	\$ 3,000,531	\$ 65,318	\$ 1,668,618	\$ 100,901
Crack Sealing	\$ 1,672,864	\$ 1,194,760	\$ -	\$ -	\$ 109,600
Culvert Maintenance	\$ -	\$ -	\$ -	\$ -	\$ -
Culvert Reconstruction/Rehab	\$ -	\$ -	\$ -	\$ -	\$ -
Drainage	\$ 7,341,532	\$ 6,292,153	\$ 310,866	\$ 103,925	\$ -
Dredging	\$ -	\$ -	\$ -	\$ -	\$ -
Guard Rail & Fencing	\$ 3,429,456	\$ 4,146,615	\$ 706,377	\$ 278,197	\$ -
Highway Sweeping	\$ 963,234	\$ 1,007,278	\$ -	\$ -	\$ -
Landscaping	\$ 233,427	\$ 600,000	\$ 1,154,896	\$ -	\$ -
Mowing and Spraying	\$ 2,002,002	\$ 1,038,229	\$ -	\$ 29,565	\$ -
Sewer and Water	\$ 3,904	\$ 20,843	\$ -	\$ -	\$ -
Tree Trimming	\$ 3,939,855	\$ 2,625,059	\$ 1,845,428	\$ -	\$ -
12 - Roadway Reconstruction					
Hwy Reconstr - No Added Capacity	\$ 6,001	\$ -	\$ 141,245	\$ -	\$ -
Hwy Reconstr - Restr and Rehab	\$ 646,014	\$ -	\$ 244,014	\$ -	\$ -
Roadway - Reconstr - Sidewalks and Curbing	\$ 1,879,857	\$ 109,047	\$ 357,576	\$ 265,670	\$ 177,113
13 - Safety Improvements					
Electrical	\$ 398,549	\$ -	\$ 10,580	\$ -	\$ -
Impact Attenuators	\$ 1,068,681	\$ 748,676	\$ 911,141	\$ 129,196	\$ -
Lighting	\$ 3,735,830	\$ 2,267,423	\$ -	\$ 116,870	\$ -
Pavement Marking	\$ 3,332,465	\$ 3,166,821	\$ -	\$ 343,891	\$ -
Safety Improvements	\$ 227,620	\$ 33,595	\$ -	\$ -	\$ -
Sign Installation/Upgrading	\$ 545,832	\$ 833,711	\$ -	\$ 65,739	\$ -
Structural Signing	\$ 359,312	\$ 129,607	\$ 318,186	\$ -	\$ -
Section I Total:	\$ 138,573,354	\$ 95,746,219	\$ 1,623,975	\$ 3,975,025	\$ -
Section II - Non Federal Aid Highway Operations - State Operating Budget Funding					
Snow and Ice Operations & Materials					
	\$ 83,800,000	\$ 95,000,000	\$ -	\$ 95,000,000	\$ 95,000,000
District Maintenance Payroll					
Mowing, Litter Mgmt, Sight Distance Clearing, Etc.	\$ 34,400,000	\$ -	\$ 36,510,000	\$ 37,610,000	\$ 38,740,000
Section II Total:	\$ 118,200,000	\$ 130,440,000	\$ 95,000,000	\$ 132,610,000	\$ 133,740,000
Grand Total NFA:	\$ 256,773,354	\$ 35,440,022	\$ 226,186,219	\$ 136,585,025	\$ 133,740,000

Operating and Maintenance Expenditures as of March 2022

Statewide and District Contracts plus Expenditures within MPO boundaries

Program Group/Sub Group	Est SFY 2022 Spending	Est SFY 2023 Spending	Est SFY 2024 Spending	Est SFY 2025 Spending	Est SFY 2026 Spending
Part 2: Federal Aid					
Section I - Federal Aid Maintenance Projects					
01 - ADA Retrofits					
Sidewalk Construction and Repairs	\$ -	\$ -	\$ -	\$ -	\$ -
02 - Bicycles and pedestrians program					
Bikeway/Bike Path Construction	\$ -	\$ -	\$ -	\$ -	\$ -
03 - Bridge					
Bridge Maintenance	\$ 3,805,564	\$ 502,504	\$ 2,357,142	\$ -	\$ -
Bridge Maintenance - Deck Repairs	\$ -	\$ -	\$ 1,038,762	\$ 952,198	\$ -
Bridge Maintenance - Joints	\$ -	\$ -	\$ -	\$ -	\$ -
Bridge Preservation	\$ -	\$ -	\$ -	\$ -	\$ -
Bridge Reconstruction/Rehab	\$ -	\$ -	\$ -	\$ -	\$ -
Drawbridge Maintenance	\$ -	\$ -	\$ -	\$ -	\$ -
Painting - Structural	\$ 3,401,816	\$ 378,207	\$ -	\$ -	\$ -
Structures Maintenance	\$ 238,348	\$ 2,860,181	\$ 1,430,090	\$ -	\$ -
04 - Capacity					
Hwy Reconstr - Added Capacity	\$ -	\$ -	\$ -	\$ -	\$ -
05 - Facilities					
Vertical Construction (Ch 149)	\$ -	\$ -	\$ -	\$ -	\$ -
07 - Intersection Improvements					
Traffic Signals	\$ -	\$ -	\$ -	\$ -	\$ -
08 - Interstate Pavement					
Resurfacing Interstate	\$ -	\$ -	\$ -	\$ -	\$ -
09 - Intelligent Transportation Systems Program					
Intelligent Transportation System	\$ -	\$ -	\$ -	\$ -	\$ -
10 - Non interstate DOT Pavement Program					
Milling and Cold Planing	\$ -	\$ -	\$ -	\$ -	\$ -
Resurfacing	\$ -	\$ -	\$ -	\$ -	\$ -
Resurfacing DOT Owned Non-Interstate	\$ -	\$ -	\$ -	\$ -	\$ -
11 - Roadway Improvements					
Asbestos Removal	\$ -	\$ -	\$ -	\$ -	\$ -
Catch Basin Cleaning	\$ -	\$ -	\$ -	\$ -	\$ -
Contract Highway Maintenance	\$ -	\$ -	\$ -	\$ -	\$ -
Crack Sealing	\$ -	\$ -	\$ -	\$ -	\$ -
Culvert Maintenance	\$ -	\$ -	\$ -	\$ -	\$ -
Culvert Reconstruction/Rehab	\$ -	\$ -	\$ -	\$ -	\$ -
Drainage	\$ -	\$ -	\$ -	\$ -	\$ -
Guard Rail & Fencing	\$ -	\$ -	\$ -	\$ -	\$ -
Highway Sweeping	\$ -	\$ -	\$ -	\$ -	\$ -
Landscaping	\$ -	\$ -	\$ -	\$ -	\$ -
Mowing and Spraying	\$ -	\$ -	\$ -	\$ -	\$ -
Sewer and Water	\$ -	\$ -	\$ -	\$ -	\$ -
Tree Trimming	\$ -	\$ -	\$ -	\$ -	\$ -
12 - Roadway Reconstruction					
Hwy Reconstr - Restr and Rehab	\$ -	\$ -	\$ -	\$ -	\$ -
13 - Safety Improvements					
Electrical	\$ -	\$ -	\$ -	\$ -	\$ -
Impact Attenuators	\$ -	\$ -	\$ -	\$ -	\$ -
Lighting	\$ 5,557,056	\$ 9,931	\$ 978,483	\$ -	\$ -
Pavement Marking	\$ -	\$ -	\$ -	\$ -	\$ -
Safety Improvements	\$ -	\$ -	\$ -	\$ -	\$ -
Sign Installation/Upgrading	\$ -	\$ -	\$ -	\$ -	\$ -
Structural Signing	\$ 583,693	\$ 99,450	\$ -	\$ -	\$ -
Section I Total:	\$ 13,586,477	\$ 3,850,272	\$ 5,804,478	\$ 952,198	\$ -
Grand Total Federal Aid:					
	\$ 13,586,477	\$ 3,850,272	\$ 5,804,478	\$ 952,198	\$ -

Operating and Maintenance Expenditures as of March 2022

Statewide and District Contracts

Program Group/Sub Group	Est SFY 2022 Spending	Est SFY 2023 Spending	Est SFY 2024 Spending	Est SFY 2025 Spending	Est SFY 2026 Spending
Part 1: Non-Federal Aid					
Section I - Non Federal Aid Maintenance Projects State Bondfunds					
01 ADA Retrofits					
Sidewalk Construction and Repairs	\$ 78,719	\$ 114,000	\$ 52,000	\$ -	\$ -
02 - Bicycles and pedestrians program					
Bikeway/Bike Path Construction	\$ -	\$ -	\$ -	\$ -	\$ -
03 - Bridge					
Bridge Maintenance	\$ 36,405,775	\$ 18,815,892	\$ 6,183,863	\$ 345,318	\$ -
Bridge Maintenance - Deck Repairs	\$ 13,072,586	\$ -8,334,358	\$ 5,311,045	\$ 443,585	\$ -
Bridge Maintenance - Joints	\$ 3,793,035	\$ 2,804,206	\$ 1,208,481	\$ 68,432	\$ -
Bridge Preservation	\$ 722,817	\$ 1,510,000	\$ 635,000	\$ -	\$ -
Drawbridge Maintenance	\$ 5,575,223	\$ 2,560,174	\$ -	\$ -	\$ -
Painting - Structural	\$ 4,516,054	\$ 1,605,861	\$ -	\$ -	\$ -
Structures Maintenance	\$ 284,948	\$ 142,680	\$ -	\$ -	\$ -
04 - Capacity					
Highway Relocation	\$ -	\$ -	\$ -	\$ -	\$ -
Hwy Reconstr - Added Capacity	\$ -	\$ -	\$ -	\$ -	\$ -
Hwy Reconstr - Major Widening	\$ -	\$ -	\$ -	\$ -	\$ -
05 Facilities					
Vertical Construction (Ch 149)	\$ 4,429,468	\$ -2,368,944	\$ 929,429	\$ 114,754	\$ -
07 - Intersection Improvements					
Traffic Signals	\$ 3,488,759	\$ 2,224,126	\$ 1,914,764	\$ 94,957	\$ -
08 - Interstate Pavement					
Resurfacing Interstate	\$ -	\$ -	\$ -	\$ -	\$ -
09 Intelligent Transportation Systems Program					
Intelligent Transportation System	\$ -	\$ -	\$ -	\$ -	\$ -
10 - Non Interstate DOT Pavement Program					
Milling and Cold Planing	\$ 625,000	\$ 695,000	\$ 65,316	\$ -	\$ -
Resurfacing	\$ 6,415,673	\$ 4,437,466	\$ 3,658,730	\$ 956,730	\$ -
Resurfacing DOT Owned Non-Interstate	\$ 5,203,927	\$ -3,704,756	\$ 1,345,715	\$ 178,272	\$ -
11 - Roadway Improvements					
Asbestos Removal	\$ -	\$ -	\$ -	\$ -	\$ -
Catch Basin Cleaning	\$ 1,966,347	\$ 1,455,089	\$ 310,866	\$ -	\$ -
Contract Highway Maintenance	\$ 3,055,450	\$ 2,387,018	\$ 1,154,312	\$ 72,342	\$ -
Crack Sealing	\$ -1,672,864	\$ -1,194,760	\$ 706,377	\$ 109,600	\$ -
Culvert Maintenance	\$ -	\$ -	\$ -	\$ -	\$ -
Culvert Reconstruction/Rehab	\$ -	\$ -	\$ -	\$ -	\$ -
Drainage	\$ 6,789,520	\$ 5,478,547	\$ 1,040,684	\$ 103,925	\$ -
Dredging	\$ -	\$ -	\$ -	\$ -	\$ -
Guard Rail & Fencing	\$ 3,429,456	\$ 4,146,615	\$ 1,845,428	\$ 278,197	\$ -
Highway Sweeping	\$ 963,234	\$ 1,007,278	\$ 141,245	\$ -	\$ -
Landscaping	\$ 233,427	\$ 600,000	\$ 244,014	\$ -	\$ -
Mowing and Spraying	\$ -1,984,043	\$ -822,728	\$ 177,992	\$ 29,565	\$ -
Sewer and Water	\$ 3,904	\$ 20,843	\$ 10,580	\$ -	\$ -
Tree Trimming	\$ 3,939,855	\$ 2,625,059	\$ 722,777	\$ -	\$ -
12 - Roadway Reconstruction					
Hwy Reconstr - No Added Capacity	\$ -6,001	\$ -	\$ -	\$ -	\$ -
Hwy Reconstr - Restr and Rehab	\$ 646,014	\$ 109,047	\$ 265,670	\$ 177,113	\$ -
Roadway - Reconstr - Sidewalks and Curbing	\$ 1,879,857	\$ 748,676	\$ -	\$ -	\$ -
13 - Safety Improvements					
Electrical	\$ 398,549	\$ -	\$ -	\$ -	\$ -
Impact Attenuators	\$ 1,068,681	\$ 842,686	\$ 181,956	\$ 47,050	\$ -
Lighting	\$ 3,735,830	\$ 2,267,423	\$ 1,281,166	\$ 116,870	\$ -
Pavement Marking	\$ 3,332,465	\$ 3,166,821	\$ 1,623,975	\$ 343,891	\$ -
Safety Improvements	\$ 227,620	\$ 33,595	\$ -	\$ -	\$ -
Sign Installation/Upgrading	\$ 467,832	\$ 573,711	\$ 646,592	\$ 65,739	\$ -
Structural Signing	\$ 359,312	\$ 129,607	\$ -	\$ -	\$ -
Section I Total:	\$ 120,772,243	\$ 76,926,966	\$ 31,657,976	\$ 3,546,339	\$ -
Section II Non Federal Aid Highway Operations State Operating Budget Funding					
Snow and Ice Operations & Materials					
District Maintenance Payroll	\$ 83,800,000	\$ 95,000,000	\$ 95,000,000	\$ 95,000,000	\$ 95,000,000
Mowing, Litter Mgmt, Sight Distance Clearing, Etc.	\$ 34,400,000	\$ 35,440,000	\$ 36,510,000	\$ 37,610,000	\$ 38,740,000
Section II Total:	\$ 118,200,000	\$ 130,440,000	\$ 131,510,000	\$ 132,610,000	\$ 133,740,000
Grand Total NFA:	\$ 238,972,243	\$ 207,366,966	\$ 163,167,976	\$ 136,156,339	\$ 133,740,000

Operating and Maintenance Expenditures as of March 2022

Statewide and District Contracts

Program Group/Sub Group	Est SFY 2022 Spending	Est SFY 2023 Spending	Est SFY 2024 Spending	Est SFY 2025 Spending	Est SFY 2026 Spending
Part 2: Federal Aid					
Section I - Federal Aid Maintenance Projects					
01 - ADA Retrofits					
Sidewalk Construction and Repairs	\$ -	\$ -	\$ -	\$ -	\$ -
02 - Bicycles and pedestrians program					
Bikeway/Bike Path Construction	\$ -	\$ -	\$ -	\$ -	\$ -
03 - Bridge					
Bridge Maintenance	\$ 2,557,469	\$ 502,504	\$ -	\$ -	\$ -
Bridge Maintenance - Deck Repairs	\$ -	\$ -	\$ -	\$ -	\$ -
Bridge Maintenance - Joints	\$ -	\$ -	\$ -	\$ -	\$ -
Bridge Preservation	\$ -	\$ -	\$ -	\$ -	\$ -
Bridge Reconstruction/Rehab	\$ -	\$ -	\$ -	\$ -	\$ -
Drawbridge Maintenance	\$ -	\$ -	\$ -	\$ -	\$ -
Painting - Structural	\$ 3,401,816	\$ 378,207	\$ -	\$ -	\$ -
Structures Maintenance	\$ -	\$ -	\$ -	\$ -	\$ -
04 - Capacity					
Hwy Reconstr - Added Capacity	\$ -	\$ -	\$ -	\$ -	\$ -
05 - Facilities					
Vertical Construction (Ch 149)	\$ -	\$ -	\$ -	\$ -	\$ -
07 - Intersection Improvements					
Traffic Signals	\$ -	\$ -	\$ -	\$ -	\$ -
08 - Interstate Pavement					
Resurfacing Interstate	\$ -	\$ -	\$ -	\$ -	\$ -
09 - Intelligent Transportation Systems Program					
Intelligent Transportation System	\$ -	\$ -	\$ -	\$ -	\$ -
10 - Non interstate DOT Pavement Program					
Milling and Cold Planing	\$ -	\$ -	\$ -	\$ -	\$ -
Resurfacing	\$ -	\$ -	\$ -	\$ -	\$ -
Resurfacing DOT Owned Non-Interstate	\$ -	\$ -	\$ -	\$ -	\$ -
11 - Roadway Improvements					
Asbestos Removal	\$ -	\$ -	\$ -	\$ -	\$ -
Catch Basin Cleaning	\$ -	\$ -	\$ -	\$ -	\$ -
Contract Highway Maintenance	\$ -	\$ -	\$ -	\$ -	\$ -
Crack Sealing	\$ -	\$ -	\$ -	\$ -	\$ -
Culvert Maintenance	\$ -	\$ -	\$ -	\$ -	\$ -
Culvert Reconstruction/Rehab	\$ -	\$ -	\$ -	\$ -	\$ -
Drainage	\$ -	\$ -	\$ -	\$ -	\$ -
Guard Rail & Fencing	\$ -	\$ -	\$ -	\$ -	\$ -
Highway Sweeping	\$ -	\$ -	\$ -	\$ -	\$ -
Landscaping	\$ -	\$ -	\$ -	\$ -	\$ -
Mowing and Spraying	\$ -	\$ -	\$ -	\$ -	\$ -
Sewer and Water	\$ -	\$ -	\$ -	\$ -	\$ -
Tree Trimming	\$ -	\$ -	\$ -	\$ -	\$ -
12 - Roadway Reconstruction					
Hwy Reconstr - Restr and Rehab	\$ -	\$ -	\$ -	\$ -	\$ -
13 - Safety Improvements					
Electrical	\$ -	\$ -	\$ -	\$ -	\$ -
Impact Attenuators	\$ -	\$ -	\$ -	\$ -	\$ -
Lighting	\$ -	\$ -	\$ -	\$ -	\$ -
Pavement Marking	\$ -	\$ -	\$ -	\$ -	\$ -
Safety Improvements	\$ -	\$ -	\$ -	\$ -	\$ -
Sign Installation/Upgrading	\$ -	\$ -	\$ -	\$ -	\$ -
Structural Signing	\$ 583,693	\$ 99,450	\$ -	\$ -	\$ -
Section I Total:	\$ 6,542,978	\$ 980,161	\$ -	\$ -	\$ -
Grand Total Federal Aid:					
	\$ 6,542,978	\$ 980,161	\$ -	\$ -	\$ -

Operating and Maintenance Expenditures as of March 2022

Program Group/Sub Group	Old Colony				
	Est SFY 2022 Spending	Est SFY 2023 Spending	Est SFY 2024 Spending	Est SFY 2025 Spending	Est SFY 2026 Spending
Part 1: Non-Federal Aid					
Section I - Non Federal Aid Maintenance Projects - State Bondfunds					
01 - ADA Retrofits					
Sidewalk Construction and Repairs	\$ -	\$ -	\$ -	\$ -	\$ -
02 - Bicycles and pedestrians program					
Bikeway/Bike Path Construction	\$ -	\$ -	\$ -	\$ -	\$ -
03 - Bridge					
Bridge Maintenance	\$ 1,060,290	\$ -	\$ -	\$ -	\$ -
Bridge Maintenance - Deck Repairs	\$ -	\$ -	\$ -	\$ -	\$ -
Bridge Maintenance - Joints	\$ -	\$ -	\$ -	\$ -	\$ -
Bridge Preservation	\$ -	\$ -	\$ -	\$ -	\$ -
Drawbridge Maintenance	\$ -	\$ -	\$ -	\$ -	\$ -
Painting - Structural	\$ -	\$ -	\$ -	\$ -	\$ -
Structures Maintenance	\$ -	\$ -	\$ -	\$ -	\$ -
04 - Capacity					
Highway Relocation	\$ -	\$ -	\$ -	\$ -	\$ -
Hwy Reconstr - Added Capacity	\$ -	\$ -	\$ -	\$ -	\$ -
Hwy Reconstr - Major Widening	\$ -	\$ -	\$ -	\$ -	\$ -
05 - Facilities					
Vertical Construction (Ch 149)	\$ -	\$ -	\$ -	\$ -	\$ -
07 - Intersection Improvements					
Traffic Signals	\$ -	\$ -	\$ -	\$ -	\$ -
08 - Interstate Pavement					
Resurfacing Interstate	\$ -	\$ -	\$ -	\$ -	\$ -
09 - Intelligent Transportation Systems Program					
Intelligent Transportation System	\$ -	\$ -	\$ -	\$ -	\$ -
10 - Non-interstate DOT Pavement Program					
Milling and Cold Planing	\$ -	\$ -	\$ -	\$ -	\$ -
Resurfacing	\$ -	\$ -	\$ -	\$ -	\$ -
Resurfacing DOT Owned Non-Interstate	\$ -	\$ -	\$ -	\$ -	\$ -
11 - Roadway Improvements					
Asbestos Removal	\$ -	\$ -	\$ -	\$ -	\$ -
Catch Basin Cleaning	\$ -	\$ -	\$ -	\$ -	\$ -
Contract Highway Maintenance	\$ -	\$ -	\$ -	\$ -	\$ -
Crack Sealing	\$ -	\$ -	\$ -	\$ -	\$ -
Culvert Maintenance	\$ -	\$ -	\$ -	\$ -	\$ -
Culvert Reconstruction/Rehab	\$ -	\$ -	\$ -	\$ -	\$ -
Drainage	\$ -	\$ -	\$ -	\$ -	\$ -
Dredging	\$ -	\$ -	\$ -	\$ -	\$ -
Guard Rail & Fencing	\$ -	\$ -	\$ -	\$ -	\$ -
Highway Sweeping	\$ -	\$ -	\$ -	\$ -	\$ -
Landscaping	\$ -	\$ -	\$ -	\$ -	\$ -
Mowing and Spraying	\$ -	\$ -	\$ -	\$ -	\$ -
Sewer and Water	\$ -	\$ -	\$ -	\$ -	\$ -
Tree Trimming	\$ -	\$ -	\$ -	\$ -	\$ -
12 - Roadway Reconstruction					
Hwy Reconstr - No Added Capacity	\$ -	\$ -	\$ -	\$ -	\$ -
Hwy Reconstr - Restr and Rehab	\$ -	\$ -	\$ -	\$ -	\$ -
Roadway - Reconstr - Sidewalks and Curbing	\$ -	\$ -	\$ -	\$ -	\$ -
13 - Safety Improvements					
Electrical	\$ -	\$ -	\$ -	\$ -	\$ -
Impact Attenuators	\$ -	\$ -	\$ -	\$ -	\$ -
Lighting	\$ -	\$ -	\$ -	\$ -	\$ -
Pavement Marking	\$ -	\$ -	\$ -	\$ -	\$ -
Safety Improvements	\$ -	\$ -	\$ -	\$ -	\$ -
Sign Installation/Upgrading	\$ -	\$ -	\$ -	\$ -	\$ -
Structural Signing	\$ -	\$ -	\$ -	\$ -	\$ -
Section I Total:	\$ 1,060,290	\$ -	\$ -	\$ -	\$ -
Section II - Non Federal Aid Highway Operations - State Operating Budget Funding					
Snow and Ice Operations & Materials					
District Maintenance Payroll	\$ -	\$ -	\$ -	\$ -	\$ -
Mowing, Litter Mgmt, Sight Distance Clearing, Etc.	\$ -	\$ -	\$ -	\$ -	\$ -
Section II Total:	\$ -	\$ -	\$ -	\$ -	\$ -
Grand Total NFA:	\$ 1,060,290	\$ -	\$ -	\$ -	\$ -

Operating and Maintenance Expenditures as of March 2022

Program Group/Sub Group	Old Colony				
	Est SFY 2022 Spending	Est SFY 2023 Spending	Est SFY 2024 Spending	Est SFY 2025 Spending	Est SFY 2026 Spending
Part 2: Federal Aid					
Section I - Federal Aid Maintenance Projects					
01 - ADA Retrofits					
Sidewalk Construction and Repairs	\$ -	\$ -	\$ -	\$ -	\$ -
02 - Bicycles and pedestrians program					
Bikeway/Bike Path Construction	\$ -	\$ -	\$ -	\$ -	\$ -
03 - Bridge					
Bridge Maintenance	\$ -	\$ -	\$ -	\$ -	\$ -
Bridge Maintenance - Deck Repairs	\$ -	\$ -	\$ -	\$ -	\$ -
Bridge Maintenance - Joints	\$ -	\$ -	\$ -	\$ -	\$ -
Bridge Preservation	\$ -	\$ -	\$ -	\$ -	\$ -
Bridge Reconstruction/Rehab	\$ -	\$ -	\$ -	\$ -	\$ -
Drawbridge Maintenance	\$ -	\$ -	\$ -	\$ -	\$ -
Painting - Structural	\$ -	\$ -	\$ -	\$ -	\$ -
Structures Maintenance	\$ -	\$ -	\$ -	\$ -	\$ -
04 - Capacity					
Hwy Reconstr - Added Capacity	\$ -	\$ -	\$ -	\$ -	\$ -
05 - Facilities					
Vertical Construction (Ch 149)	\$ -	\$ -	\$ -	\$ -	\$ -
07 - Intersection Improvements					
Traffic Signals	\$ -	\$ -	\$ -	\$ -	\$ -
08 - Interstate Pavement					
Resurfacing Interstate	\$ -	\$ -	\$ -	\$ -	\$ -
09 - Intelligent Transportation Systems Program					
Intelligent Transportation System	\$ -	\$ -	\$ -	\$ -	\$ -
10 - Non-interstate DOT Pavement Program					
Milling and Cold Planing	\$ -	\$ -	\$ -	\$ -	\$ -
Resurfacing	\$ -	\$ -	\$ -	\$ -	\$ -
Resurfacing DOT Owned Non-Interstate	\$ -	\$ -	\$ -	\$ -	\$ -
11 - Roadway Improvements					
Asbestos Removal	\$ -	\$ -	\$ -	\$ -	\$ -
Catch Basin Cleaning	\$ -	\$ -	\$ -	\$ -	\$ -
Contract Highway Maintenance	\$ -	\$ -	\$ -	\$ -	\$ -
Crack Sealing	\$ -	\$ -	\$ -	\$ -	\$ -
Culvert Maintenance	\$ -	\$ -	\$ -	\$ -	\$ -
Culvert Reconstruction/Rehab	\$ -	\$ -	\$ -	\$ -	\$ -
Drainage	\$ -	\$ -	\$ -	\$ -	\$ -
Guard Rail & Fencing	\$ -	\$ -	\$ -	\$ -	\$ -
Highway Sweeping	\$ -	\$ -	\$ -	\$ -	\$ -
Landscaping	\$ -	\$ -	\$ -	\$ -	\$ -
Mowing and Spraying	\$ -	\$ -	\$ -	\$ -	\$ -
Sewer and Water	\$ -	\$ -	\$ -	\$ -	\$ -
Tree Trimming	\$ -	\$ -	\$ -	\$ -	\$ -
12 - Roadway Reconstruction					
Hwy Reconstr - Restr and Rehab	\$ -	\$ -	\$ -	\$ -	\$ -
13 - Safety Improvements					
Electrical	\$ -	\$ -	\$ -	\$ -	\$ -
Impact Attenuators	\$ -	\$ -	\$ -	\$ -	\$ -
Lighting	\$ -	\$ -	\$ -	\$ -	\$ -
Pavement Marking	\$ -	\$ -	\$ -	\$ -	\$ -
Safety Improvements	\$ -	\$ -	\$ -	\$ -	\$ -
Sign Installation/Upgrading	\$ -	\$ -	\$ -	\$ -	\$ -
Structural Signing	\$ -	\$ -	\$ -	\$ -	\$ -
Section I Total:	\$ -	\$ -	\$ -	\$ -	\$ -
Grand Total NFA:	\$ -	\$ -	\$ -	\$ -	\$ -

Brockton Area Transit Authority

Operations and Maintenance Estimates Summary

The numbers below represent actual numbers for the previous year, the current year budget/forecast approved by the RTA Advisory Board, and Projections for the out-years as used in the Program Preview meetings with the State. The figures provided in the below table are estimates and a forecast of projected funds necessary to meet the operating needs of the regional transit authority.

Operating Revenue	Previous	Previous	Year One	Year Two	Year Three	Year Four	Year Five
	Actual 2021	Budget 2022	Budget 2023	2024	2025	2026	2027
Farebox	\$ 3,084,750	\$ 1,825,500	\$ 2,142,500	\$ 2,196,063	\$ 2,250,964	\$ 2,307,238	\$ 2,364,919
Federal Grants	\$ 3,340,422	\$ 3,846,683	\$ 3,784,612	\$ 3,879,227	\$ 3,976,208	\$ 4,075,613	\$ 4,177,504
Service Contracts *	\$ 885,000	\$ 852,418	\$ 979,500	\$ 1,003,988	\$ 1,029,087	\$ 1,054,814	\$ 1,081,185
MassDOT Discretionary Grant and/or Workforce Training	\$ 200,000	\$ 414,000	\$ 175,000	\$ 179,375	\$ 183,859	\$ 188,456	\$ 193,167
Auxiliary Revenue	\$ 136,600	\$ 150,000	\$ 195,000	\$ 199,875	\$ 204,872	\$ 209,994	\$ 215,244
Interest Income	\$ 65,000	\$ 5,000	\$ 12,000	\$ 12,300	\$ 12,608	\$ 12,923	\$ 13,246
State Contract Assistance **	\$ 7,706,966	\$ 7,679,767	\$ 7,956,356	\$ 8,155,265	\$ 8,359,147	\$ 8,568,125	\$ 8,782,328
Local Assessment	\$ 3,263,662	\$ 3,326,754	\$ 3,405,848	\$ 3,490,994	\$ 3,578,269	\$ 3,667,726	\$ 3,759,419
TOTAL	\$ 18,682,400	\$ 18,100,122	\$ 18,650,816	\$ 19,117,086	\$ 19,595,014	\$ 20,084,889	\$ 20,587,011
Operating Expenses ***	Previous	Previous	Draft	Year Two	Year Three	Year Four	Year Five
	2021	2022	2023	2024	2025	2026	2027
TOTAL (See Description Below)	\$ 18,682,400	\$ 18,100,122	\$ 18,650,816	\$ 19,117,086	\$ 19,595,014	\$ 20,084,889	\$ 20,587,011

Footnotes:

* Service Contracts refers to contract work such as Human Service Agencies and BSU

** Operating assistance provided by the State

*** Description of Operating Expenses: Salaries and Wages; Fringe Benefits; Legal, Accounting and Professional Services; Promotion/Marketing; Insurance; Equipment Leases and Rentals; Real Property Leases and Rentals; Non-capitalized Maintenance/Repair; Fuel costs; Tire costs; Office Supplies and Equipment; Interest Expense; Utilities; Management Fees; Travel and Training; and Other miscellaneous expense items.

Years 2024 through 2027 estimated to increase 2.5% annually

APPENDIX G - FEDERAL REGIONAL FUNDING TARGETS AND STATEWIDE SUMMARIES

FFY 2023-2027 STIP \$
2023 - 2027 Regional Target Budgets (DRAFT) \$

	2022 Current Obligation Authority (federal aid only)	2022 Proposed Obligation Authority (90%)*	2023 Current Obligation Authority (federal aid only)	2023 Proposed Obligation Authority (90%)	2024 Current Obligation Authority (federal aid only)	2024 Proposed Obligation Authority (90%)	2025 Current Obligation Authority (federal aid only)	2025 Proposed Obligation Authority (90%)	2026 Current Obligation Authority (federal aid only)	2026 Proposed Obligation Authority (90%)
Apportionment	\$678,743,257	\$804,613,425	\$692,898,168	\$820,706,716	\$707,348,274	\$837,121,872	\$722,099,730	\$853,865,331	\$737,158,822	\$870,943,658
Balance Obligation Authority	\$617,656,364	\$724,152,083	\$630,537,333	\$738,636,044	\$643,686,929	\$753,409,685	\$657,110,754	\$768,478,798	\$670,814,528	\$783,849,292
Planned Redistribution Request	\$50,000,000	\$50,000,000	\$50,000,000	\$50,000,000	\$50,000,000	\$50,000,000	\$50,000,000	\$50,000,000	\$50,000,000	\$50,000,000
Total Estimated Funding Available	\$667,656,364	\$774,152,083	\$680,537,333	\$788,636,044	\$693,686,929	\$803,409,685	\$707,110,754	\$818,478,798	\$720,814,528	\$833,849,292
ABP GANS Repayment	-\$86,470,000	-\$86,740,000	-\$89,510,000	-\$89,510,000	-\$93,985,000	-\$93,985,000	-\$122,185,000	-\$122,185,000	-\$133,620,000	-\$133,620,000
Total Non-earmarked Funding Available	\$581,186,364	\$687,412,083	\$591,027,333	\$699,126,044	\$599,701,929	\$709,424,685	\$584,925,754	\$696,293,798	\$587,194,528	\$700,229,292
Funding for Regional Priorities**	\$198,629,796	\$234,934,145	\$202,968,036	\$240,090,826	\$205,628,284	\$243,573,204	\$200,827,858	\$237,969,614	\$195,612,737	\$233,268,128
Highway Division Programs ***	\$318,254,576	\$376,423,217	\$339,110,872	\$392,976,320	\$339,110,872	\$392,976,320	\$335,108,710	\$387,887,431		
			Delta (FA)	\$108,098,711		\$109,722,756		\$111,368,044		\$113,034,764
			Delta (Total)	\$135,123,389		\$137,153,445		\$139,210,055		\$141,293,455

	2027 Proposed Obligation Authority (90%)*
Balance Obligation Authority	\$799,527,245
Planned Redistribution Request	\$50,000,000
Total Estimated Funding Available	\$849,527,245
ABP GANS Repayment	-\$133,620,000

*Base Obligation Authority based on 2.0% growth rate from actual FFY 2022 Apportionment and average of FAST Act Obligation Authority (90%) through FFY 2021.

**MPO TIP Targets will be held harmless from changes in proposed Obligation Authority

***MassDOT Highway Division Programs are being revised based on new ABP Gans schedule and proposed Obligation Authority.

Total Non-earmarked Funding Available	Regional Share (%)	MPO	\$715,907,245	Total Funding
3.5596%	Berkshire Region	\$8,751,410	\$10,939,263	
42.9671%	Boston Region	\$105,636,228	\$132,045,285	
4.5851%	Cape Cod	\$11,272,640	\$14,090,801	
8.6901%	Central Mass	\$21,364,937	\$26,706,171	
2.5397%	Franklin Region	\$6,243,948	\$7,804,935	
0.3100%	Martha's Vineyard	\$762,147	\$952,683	
4.4296%	Merrimack Valley	\$10,890,338	\$13,612,922	
4.4596%	Montachusett	\$10,964,094	\$13,705,117	
0.2200%	Nantucket	\$540,878	\$676,098	
3.9096%	Northern Middlesex	\$9,611,898	\$12,014,873	
4.5595%	Old Colony	\$11,209,702	\$14,012,127	
10.8100%	Pioneer Valley	\$26,576,791	\$33,220,988	
8.9601%	Southeastern Mass	\$22,028,742	\$27,535,928	
	Funding for Regional Priorities	\$245,853,752	\$307,317,191	
	Highway Division Programs	\$405,426,076	\$506,782,595	



Statewide Transportation Improvement Program (STIP) Program Targets

Federal Fiscal Year 2023		\$836,700,311							
	Current Obligation Authority (federal aid only)	Proposed Obligation Authority (90%*, BIL)	Matching Funds	Proposed Matching Funds	FFY 2023 (Current Targets (federal aid + match)	FFY 2023 BIL (Proposed) (Fed Aid + Match)	FFY 2023 Programmed (Current)	Programmed vs. FFY 2023 Proposed Targets	
Balance Obligation Authority	\$630,537,333	\$738,636,044	\$108,098,711						
Planned Redistribution Request	\$50,000,000	\$50,000,000							
Total Non earmarked Funding Available	\$680,537,333	\$788,636,044	\$226,845,778	\$153,592,717	\$907,383,111	\$942,228,761			
Planning/Adjustments/Pass-throughs	\$138,458,425	\$155,568,899	\$11,802,279	\$15,579,052	\$150,260,704	\$171,147,950	\$148,410,760	\$ 22,737,190	
ABP GANS Repayment	\$89,510,000	\$89,510,000	\$0	\$0	\$89,510,000	\$89,510,000	\$89,510,000	\$ -	
Award Adjustments, Change Orders, etc.	\$12,383,176	\$27,019,379	\$2,938,744	\$6,412,171	\$15,321,920	\$33,431,550	\$15,321,920	\$ 18,109,630	
Metropolitan Planning	\$10,008,876	\$10,886,010	\$2,502,219	\$2,721,503	\$12,511,095	\$13,607,513	\$12,511,095	\$ 1,096,418	
State Planning & Research	\$20,431,055	\$22,955,893	\$5,107,764	\$5,738,973	\$25,538,819	\$28,694,866	\$25,538,819	\$ 3,156,047	
Recreational Trails	\$1,186,729	\$1,186,729	\$296,682	\$296,682	\$1,483,411	\$1,483,411	\$1,483,411	\$ 0	
Railroad Grade Crossings	\$2,000,000	\$2,371,999	\$222,222	\$0	\$2,222,222	\$2,371,999	\$2,222,222	\$ 149,777	
SRTS Education	\$1,458,634	\$1,638,890	\$364,659	\$409,722	\$1,823,293	\$2,048,612	\$1,823,293	\$ 225,319	
Transit Grant Program	\$1,479,955	\$0	\$369,989	\$0	\$1,849,944	\$0	\$0	\$ -	
Flex to FTA	\$0	\$0	\$0	\$0	\$0	\$0	\$0	\$ -	
Regional Priorities									
Regional Share (%)	MPO	\$202,968,036	\$240,090,826	\$50,742,009	\$60,022,706	\$253,710,045	\$300,113,532	\$245,657,642	\$ 54,455,890
3.5596	Berkshire Region	\$7,224,850	\$8,546,273	\$1,806,213	\$2,136,568	\$9,031,063	\$10,682,841	\$6,768,098	\$ 3,914,743
42.9671	Boston Region	\$87,209,479	\$103,160,065	\$21,802,370	\$25,790,016	\$109,011,849	\$128,950,081	\$108,908,329	\$ 20,041,752
4.5851	Cape Cod	\$9,306,287	\$11,008,404	\$2,326,572	\$2,752,101	\$11,632,859	\$13,760,506	\$11,209,113	\$ 2,551,393
8.6901	Central Mass	\$17,638,125	\$20,864,133	\$4,409,531	\$5,216,033	\$22,047,657	\$26,080,166	\$22,015,408	\$ 4,064,758
2.5397	Franklin Region	\$5,154,779	\$6,097,587	\$1,288,695	\$1,524,397	\$6,443,474	\$7,621,983	\$6,443,474	\$ 1,178,509
0.3100	Martha's Vineyard	\$629,201	\$744,282	\$157,300	\$186,070	\$786,501	\$930,352	\$0	\$ 930,352
4.4296	Merrimack Valley	\$8,990,672	\$10,635,063	\$2,247,668	\$2,658,766	\$11,238,340	\$13,293,829	\$11,238,340	\$ 2,055,489
4.4596	Montachusett	\$9,051,563	\$10,707,090	\$2,262,891	\$2,676,773	\$11,314,453	\$13,383,863	\$10,961,234	\$ 2,422,629
0.2200	Nantucket	\$446,530	\$528,200	\$111,632	\$132,050	\$558,162	\$660,250	\$0	\$ 660,250
3.9096	Northern Middlesex	\$7,935,238	\$9,386,591	\$1,983,810	\$2,346,648	\$9,919,048	\$11,733,239	\$9,524,030	\$ 2,209,209
4.5595	Old Colony	\$9,254,328	\$10,946,941	\$2,313,582	\$2,736,735	\$11,567,910	\$13,683,676	\$11,567,910	\$ 2,115,766
10.8100	Pioneer Valley	\$21,940,845	\$25,953,818	\$5,485,211	\$6,488,455	\$27,426,056	\$32,442,273	\$27,208,514	\$ 5,233,759
8.9601	Southeastern Mass	\$18,186,139	\$21,512,378	\$4,546,535	\$5,378,095	\$22,732,674	\$26,890,473	\$19,813,192	\$ 7,077,281
Highway**		\$339,110,872	\$392,976,320	\$77,990,959	\$77,990,959	\$417,101,831	\$470,967,279	\$415,292,003	\$ 55,675,276
	Grand Total (Formula Programs Only)	\$680,537,333	\$788,636,044	\$140,535,247	\$153,592,717	\$821,072,580	\$942,228,761	\$809,360,405	\$ 132,868,356
	Difference from Funds Available	\$0		\$86,310,531		\$86,310,531			

*FFY 2023-2027 Development STIP assumes 90% obligation limitation based on average of previous 5 years.

**Highway Program sizes subject to change following 2022 TIP Readiness Days Review



Statewide Transportation Improvement Program (STIP) Program Targets

Federal Fiscal Year 2024		2023-2027								
	Current Obligation Authority (federal aid only)	Proposed Obligation Authority (90% BIL)	Matching Funds	Proposed Matching Funds	FFY 2024(Current Targets (federal aid + match)	FFY 2024 BIL (Proposed) (Fed Aid + Match)	FFY 2024 Programmed (Current)	Programmed vs. FFY 2024 Proposed Targets		
Balance Obligation Authority	\$643,686,929	\$753,409,685								
Planned Redistribution Request	\$50,000,000	\$50,000,000								
Total Non-earmarked Funding Available	\$693,686,929	\$803,409,685	\$231,228,976	\$154,932,461	\$924,915,905	\$958,342,146				
Planning/Adjustments/Pass-throughs	\$142,974,186	\$160,491,599	\$11,812,469	\$15,688,335	\$154,786,655	\$176,179,933	\$154,786,655	\$	21,393,278	
ABP GANS Repayment	\$93,985,000	\$93,985,000	\$0	\$0	\$93,985,000	\$93,985,000	\$93,985,000	\$	-	
Award Adjustments, Change Orders, etc.	\$12,383,176	\$27,227,636	\$2,938,744	\$6,461,594	\$15,321,920	\$33,689,230	\$15,321,920	\$	18,367,310	
Metropolitan Planning	\$10,008,876	\$11,103,730	\$2,502,219	\$2,775,933	\$12,511,095	\$13,879,663	\$12,511,095	\$	1,368,568	
State Planning & Research	\$20,431,055	\$22,934,299	\$5,107,764	\$5,733,575	\$25,538,819	\$28,667,873	\$25,538,819	\$	3,129,054	
Recreational Trails	\$1,186,729	\$1,186,729	\$296,682	\$296,682	\$1,483,411	\$1,483,411	\$1,483,411	\$	0	
Railroad Grade Crossings	\$2,000,000	\$2,371,999	\$222,222	\$0	\$2,222,222	\$2,371,999	\$2,222,222	\$	149,777	
SRTS Education	\$1,498,596	\$1,682,206	\$374,649	\$420,552	\$1,873,245	\$2,102,758	\$1,873,245	\$	229,513	
Transit Grant Program	\$1,480,754	\$0	\$370,189	\$0	\$1,850,943	\$0	\$1,850,943	\$	(1,850,943)	
Flex to FTA	\$0	\$0	\$0	\$0	\$0	\$0	\$0	\$	-	
Regional Priorities										
Regional Share (%)	MPO	\$205,628,284	\$243,250,477	\$51,407,071	\$60,812,619	\$257,035,353	\$304,063,096	\$245,196,969	\$	58,866,127
3.5596	Berkshire Region	\$7,319,544	\$8,658,744	\$1,829,886	\$2,164,686	\$9,149,430	\$10,823,430	\$8,804,198	\$	2,019,232
42.9671	Boston Region	\$88,352,510	\$104,517,676	\$22,088,128	\$26,129,419	\$110,440,638	\$130,647,095	\$110,440,638	\$	20,206,457
4.5851	Cape Cod	\$9,428,262	\$11,153,278	\$2,357,066	\$2,788,319	\$11,785,328	\$13,941,597	\$11,785,328	\$	2,156,269
8.6901	Central Mass	\$17,869,303	\$21,138,710	\$4,467,326	\$5,284,677	\$22,336,629	\$26,423,387	\$22,093,208	\$	4,330,179
2.5397	Franklin Region	\$5,222,342	\$6,177,832	\$1,305,586	\$1,544,458	\$6,527,928	\$7,722,290	\$4,591,249	\$	3,131,041
0.3100	Martha's Vineyard	\$637,448	\$754,076	\$159,362	\$188,519	\$796,810	\$942,596	\$796,810	\$	145,786
4.4296	Merrimack Valley	\$9,108,510	\$10,775,023	\$2,277,128	\$2,693,756	\$11,385,638	\$13,468,779	\$11,385,638	\$	2,083,141
4.4596	Montachusett	\$9,170,199	\$10,847,998	\$2,292,550	\$2,712,000	\$11,462,749	\$13,559,998	\$11,400,000	\$	2,159,998
0.2200	Nantucket	\$452,382	\$535,151	\$113,096	\$133,788	\$565,478	\$668,939	\$0	\$	668,939
3.9096	Northern Middlesex	\$8,039,243	\$9,510,121	\$2,009,811	\$2,377,530	\$10,049,054	\$11,887,651	\$9,249,040	\$	2,638,611
4.5595	Old Colony	\$9,375,622	\$11,091,006	\$2,343,906	\$2,772,751	\$11,719,528	\$13,863,757	\$7,037,491	\$	6,826,266
10.8100	Pioneer Valley	\$22,228,417	\$26,295,377	\$5,557,104	\$6,573,844	\$27,785,521	\$32,869,221	\$27,202,550	\$	5,666,671
8.9601	Southeastern Mass	\$18,424,500	\$21,795,486	\$4,606,125	\$5,448,872	\$23,030,625	\$27,244,358	\$20,410,819	\$	6,833,539
Highway		\$345,084,459	\$399,667,609	\$79,364,803	\$78,431,507	\$424,449,262	\$478,099,116	\$413,784,289	\$	64,314,827
Grand Total		\$693,686,929	\$803,409,685	\$142,584,342	\$154,932,461	\$836,271,269	\$958,342,146	\$813,767,913	\$	144,574,233

*FFY 2023-2027 Development STIP assumes 90% obligation limitation based on average of previous 5 years.

**Highway Program sizes subject to change following 2022 TIP Readiness Days Review



Statewide Transportation Improvement Program (STIP) Program Targets

Federal Fiscal Year 2025		Current Obligation Authority (federal aid only)	Proposed Obligation Authority (90% BIL)	Matching Funds	Proposed Matching Funds	FFY 2025 (Current Targets (federal aid + match))	FFY 2025 BIL (Proposed) (Fed Aid + Match)	FFY 2025 Programmed (Current)	Programmed vs. FFY 2025 Proposed Targets
Balance Obligation Authority		\$657,110,754	\$768,478,798						
Planned Redistribution Request		\$50,000,000	\$50,000,000						
Total Non-earmarked Funding Available		\$707,110,754	\$818,478,798	\$139,089,947	\$109,327,957	\$846,200,701	\$927,806,755		
Planning/Adjustments/Pass-throughs		\$171,174,185	\$191,473,179	\$11,812,468	\$16,348,766	\$182,986,653	\$207,821,945	\$176,447,834	\$ 31,374,111
ABP GANS Repayment		\$122,185,000	\$122,185,000	\$0	\$0	\$122,185,000	\$122,185,000	\$122,185,000	\$ -
Award Adjustments, Change Orders, etc.		\$12,383,176	\$29,984,445	\$2,938,744	\$7,115,833	\$15,321,920	\$37,100,278	\$15,321,920	\$ 21,778,358
Metropolitan Planning		\$10,008,876	\$11,325,805	\$2,502,219	\$2,831,451	\$12,511,095	\$14,157,257	\$12,511,095	\$ 1,646,162
State Planning & Research		\$20,431,055	\$22,853,908	\$5,107,764	\$5,713,477	\$25,538,819	\$28,567,385	\$19,000,000	\$ 9,567,385
Recreational Trails		\$1,186,729	\$1,186,729	\$296,682	\$296,682	\$1,483,411	\$1,483,411	\$1,483,411	\$ 0
Railroad Grade Crossings		\$2,000,000	\$2,371,999	\$222,222	\$0	\$2,222,222	\$2,371,999	\$2,222,222	\$ 149,777
SRTS Education		\$1,399,349	\$1,565,293	\$349,837	\$391,323	\$1,749,186	\$1,956,617	\$1,749,186	\$ 207,431
Transit Grant Program		\$1,580,000	\$0	\$395,000	\$0	\$1,975,000	\$0	\$1,975,000	\$ (1,975,000)
Flex to FTA		\$0	\$0	\$0	\$0	\$0	\$0	\$0	\$ -
Regional Priorities									
Regional Share (%)	MPO	\$200,827,858	\$239,118,188	\$50,206,964	\$59,779,547	\$251,034,822	\$298,897,735	\$238,296,199	\$ 60,601,536
3.5596	Berkshire Region	\$7,148,668	\$8,511,651	\$1,787,167	\$2,127,913	\$8,935,835	\$10,639,564	\$8,153,760	\$ 2,485,804
42.9671	Boston Region	\$86,289,907	\$102,742,151	\$21,572,477	\$25,685,538	\$107,862,384	\$128,427,689	\$107,862,383	\$ 20,565,306
4.5851	Cape Cod	\$9,208,158	\$10,963,808	\$2,302,040	\$2,740,952	\$11,510,198	\$13,704,760	\$10,411,714	\$ 3,293,046
8.6901	Central Mass	\$17,452,142	\$20,779,610	\$4,363,036	\$5,194,902	\$21,815,178	\$25,974,512	\$18,679,131	\$ 7,295,381
2.5397	Franklin Region	\$5,100,425	\$6,072,885	\$1,275,106	\$1,518,221	\$6,375,531	\$7,591,106	\$6,375,531	\$ 1,215,575
0.3100	Martha's Vineyard	\$622,566	\$741,266	\$155,642	\$185,317	\$778,208	\$926,583	\$334,267	\$ 592,316
4.4296	Merrimack Valley	\$8,895,871	\$10,591,979	\$2,223,968	\$2,647,995	\$11,119,839	\$13,239,974	\$11,119,839	\$ 2,120,135
4.4596	Montachusett	\$8,956,119	\$10,663,715	\$2,239,030	\$2,665,929	\$11,195,149	\$13,329,643	\$11,183,187	\$ 2,146,456
0.2200	Nantucket	\$441,821	\$526,060	\$110,455	\$131,515	\$552,276	\$657,575	\$0	\$ 657,575
3.9096	Northern Middlesex	\$7,851,566	\$9,348,565	\$1,962,892	\$2,337,141	\$9,814,458	\$11,685,706	\$8,676,332	\$ 3,009,374
4.5595	Old Colony	\$9,156,746	\$10,902,594	\$2,289,187	\$2,725,648	\$11,445,933	\$13,628,242	\$10,458,468	\$ 3,169,774
10.8100	Pioneer Valley	\$21,709,491	\$25,848,676	\$5,427,373	\$6,462,169	\$27,136,864	\$32,310,845	\$23,991,612	\$ 8,319,233
8.9601	Southeastern Mass	\$17,994,377	\$21,425,229	\$4,498,594	\$5,356,307	\$22,492,971	\$26,781,536	\$21,049,975	\$ 5,731,561
Highway		\$335,108,710	\$387,887,431	\$77,070,514	\$33,199,644	\$412,179,224	\$421,087,075	\$412,451,446	\$ 8,635,629
Grand Total		\$707,110,753	\$818,478,798	\$139,089,947	\$109,327,957	\$846,200,699	\$927,806,755	\$827,195,479	\$ 100,611,276

*FFY 2023-2027 Development STIP assumes 90% obligation limitation based on average of previous 5 years.

**Highway Program sizes subject to change following 2022 TIP Readiness Days Review



Statewide Transportation Improvement Program (STIP) Program Targets

Federal Fiscal Year 2026		\$737,158,821.98	\$170,943,000						
		Current Obligation Authority (federal aid only)	Proposed Obligation Authority (90% BIL)	Matching Funds	Proposed Matching Funds	FFY 2026 (Current Targets (federal aid + match))	FFY 2026 BIL (Proposed) (Fed Aid + Match)	FFY 2026 Programmed (Current)	Programmed vs. FFY 2026 Proposed Targets
Balance Obligation Authority		\$670,814,528	\$783,849,292						
Planned Redistribution Request		\$50,000,000	\$50,000,000						
Total Non-earmarked Funding Available		\$720,814,528	\$833,849,292	\$139,460,228	\$108,584,873	\$860,274,756	\$942,434,165		
Planning/Adjustments/Pass-throughs		\$182,609,185	\$204,264,787	\$11,802,279	\$17,068,197	\$194,411,464	\$221,332,984	\$187,882,794	\$ 33,450,190
ABP GANS Repayment		\$133,620,000	\$133,620,000	\$0	\$0	\$132,620,000	\$133,620,000	\$133,620,000	\$ -
Award Adjustments, Change Orders, etc.		\$12,383,176	\$31,114,469	\$2,938,744	\$7,778,617	\$15,321,920	\$38,893,087	\$15,321,920	\$ 23,571,167
Metropolitan Planning		\$10,008,876	\$11,552,321	\$2,502,219	\$2,888,080	\$12,511,095	\$14,440,401	\$12,511,095	\$ 1,929,306
State Planning & Research		\$20,431,055	\$22,853,971	\$5,107,764	\$5,713,493	\$25,538,819	\$28,567,464	\$19,000,000	\$ 9,567,464
Recreational Trails		\$1,186,729	\$1,186,729	\$296,682	\$296,682	\$1,483,411	\$1,483,411	\$1,483,411	\$ 0
Railroad Grade Crossings		\$2,000,000	\$2,371,999	\$222,222	\$0	\$2,222,222	\$2,371,999	\$2,222,222	\$ 149,777
SRTS Education		\$1,399,349	\$1,565,298	\$364,659	\$391,324	\$1,823,293	\$1,956,622	\$1,749,146	\$ 207,476
Transit Grant Program		\$1,580,000	\$0	\$369,989	\$0	\$1,849,944	\$0	\$1,975,000	\$ (1,975,000)
Flex to FTA		\$0	\$0	\$0	\$0	\$0	\$0	\$0	\$ -
Regional Priorities									
Regional Share (%)	MPO	\$195,612,737	\$233,268,128	\$48,903,185	\$58,317,032	\$244,515,922	\$291,585,161	\$210,364,252	\$ 81,220,909
3.5596	Berkshire Region	\$6,963,031	\$8,303,412	\$1,740,758	\$2,075,853	\$8,703,789	\$10,379,265	\$8,703,788	\$ 1,675,477
42.9671	Boston Region	\$84,049,120	\$100,228,550	\$21,012,280	\$25,057,138	\$105,061,400	\$125,285,688	\$84,712,046	\$ 40,573,642
4.5851	Cape Cod	\$8,969,040	\$10,695,577	\$2,242,260	\$2,673,894	\$11,211,300	\$13,369,471	\$11,211,300	\$ 2,158,171
8.6901	Central Mass	\$16,998,942	\$20,271,234	\$4,249,736	\$5,067,808	\$21,248,678	\$25,339,042	\$17,989,196	\$ 7,349,846
2.5397	Franklin Region	\$4,967,977	\$5,924,311	\$1,241,994	\$1,481,078	\$6,209,971	\$7,405,388	\$3,619,452	\$ 3,785,936
0.3100	Martha's Vineyard	\$606,399	\$723,131	\$151,600	\$180,783	\$757,999	\$903,914	\$0	\$ 903,914
4.4296	Merrimack Valley	\$8,664,862	\$10,332,845	\$2,166,216	\$2,583,211	\$10,831,078	\$12,916,056	\$10,831,078	\$ 2,084,978
4.4596	Montachusett	\$8,723,546	\$10,402,825	\$2,180,887	\$2,600,706	\$10,904,433	\$13,003,532	\$10,863,274	\$ 2,140,258
0.2200	Nantucket	\$430,348	\$513,190	\$107,587	\$128,297	\$537,935	\$641,487	\$0	\$ 641,487
3.9096	Northern Middlesex	\$7,647,676	\$9,119,851	\$1,911,919	\$2,279,963	\$9,559,595	\$11,399,813	\$9,559,595	\$ 1,840,218
4.5595	Old Colony	\$8,918,963	\$10,635,860	\$2,229,741	\$2,658,965	\$11,148,704	\$13,294,825	\$11,148,703	\$ 2,146,122
10.8100	Pioneer Valley	\$21,145,737	\$25,216,285	\$5,286,434	\$6,304,071	\$26,432,171	\$31,520,356	\$22,487,591	\$ 9,032,765
8.9601	Southeastern Mass	\$17,527,097	\$20,901,058	\$4,381,774	\$5,225,264	\$21,908,871	\$26,126,322	\$19,238,229	\$ 6,888,093
Highway		\$342,592,606	\$396,316,377	\$78,754,765	\$33,199,644	\$421,347,371	\$429,516,020	\$419,335,424	\$ 10,180,596
Grand Total		\$720,814,528	\$833,849,292	\$139,460,228	\$108,584,873	\$860,274,757	\$942,434,165	\$817,582,470	\$ 124,851,695

*FFY 2023-2027 Development STIP assumes 90% obligation limitation based on average of previous 5 years.

**Highway Program sizes subject to change following 2022 TIP Readiness Days Review



Statewide Transportation Improvement Program (STIP) Program Targets

Federal Fiscal Year 2027		\$849,527,245							
	Assumed Obligation Authority (federal aid only)^	OA BIL (Fed Aid only)*	Matching Funds	Matching Funds BIL	FFY 2027 (Proposed) (Fed Aid + Match)	FFY 2027 BIL (Proposed) (Fed Aid + Match)	FFY 2027 Programmed (Current)	Programmed vs. FFY 2027 Proposed Targets	
Balance Obligation Authority	\$684,230,819	\$799,527,245							
Planned Redistribution Request	\$50,000,000	\$50,000,000							
Total Non earmarked Funding Available	\$734,230,819	\$849,527,245	\$139,460,228	\$178,383,812	\$873,691,047	\$1,027,911,056			
Planning/Adjustments/Pass-throughs			\$11,802,279	\$15,563,854	\$197,063,647	\$213,811,271	\$0	\$ 213,811,271	
ABP GANS Repayment	\$136,292,400	\$133,620,000	\$0	\$0	\$132,620,000	\$133,620,000		\$ 133,620,000	
Award Adjustments, Change Orders, etc.	\$12,630,840	\$24,773,827	\$2,938,744	\$6,193,457	\$15,321,920	\$30,967,284		\$ 30,967,284	
Metropolitan Planning	\$10,209,054	\$11,552,321	\$2,502,219	\$2,888,080	\$12,511,095	\$14,440,401		\$ 14,440,401	
State Planning & Research	\$20,839,676	\$23,315,205	\$5,107,764	\$5,828,801	\$25,538,819	\$29,144,006		\$ 29,144,006	
Recreational Trails	\$1,210,464	\$1,186,729	\$296,682	\$296,682	\$1,483,411	\$1,483,411		\$ 1,483,411	
Railroad Grade Crossings	\$2,040,000	\$2,371,999	\$222,222	\$0	\$2,222,222	\$2,371,999		\$ 2,371,999	
SRTS Education	\$1,427,336	\$1,427,336	\$364,659	\$356,834	\$1,823,293	\$1,784,170		\$ 1,784,170	
Transit Grant Program	\$1,611,600	\$0	\$369,989	\$0	\$1,849,944	\$0		\$ -	
Flex to FTA	\$0	\$0	\$0	\$0	\$0	\$0		\$ -	
Regional Priorities									
Regional Share (%)	MPO	\$199,524,992	\$245,853,752	\$48,903,185	\$61,463,438	\$248,428,177	\$307,317,191	\$0	\$ 307,317,191
3.5596	Berkshire Region	\$7,102,292	\$8,751,410	\$1,740,758	\$2,187,853	\$9,031,063	\$10,939,263		\$ 10,939,263
42.9671	Boston Region	\$85,730,102	\$105,636,228	\$21,012,280	\$26,409,057	\$109,011,849	\$132,045,285		\$ 132,045,285
4.5851	Cape Cod	\$9,148,421	\$11,272,640	\$2,242,260	\$2,818,160	\$11,632,859	\$14,090,801		\$ 14,090,801
8.6901	Central Mass	\$17,338,921	\$21,364,937	\$4,249,736	\$5,341,234	\$22,047,657	\$26,706,171		\$ 26,706,171
2.5397	Franklin Region	\$5,067,337	\$6,243,948	\$1,241,994	\$1,560,987	\$6,443,474	\$7,804,935		\$ 7,804,935
0.3100	Martha's Vineyard	\$618,527	\$762,147	\$151,600	\$190,537	\$786,501	\$952,683		\$ 952,683
4.4296	Merrimack Valley	\$8,838,159	\$10,890,338	\$2,166,216	\$2,722,584	\$11,238,340	\$13,612,922		\$ 13,612,922
4.4596	Montachusett	\$8,898,017	\$10,964,094	\$2,180,887	\$2,741,023	\$11,314,453	\$13,705,117		\$ 13,705,117
0.2200	Nantucket	\$438,955	\$540,878	\$107,587	\$135,220	\$558,162	\$676,098		\$ 676,098
3.9096	Northern Middlesex	\$7,800,630	\$9,611,898	\$1,911,919	\$2,402,975	\$9,919,048	\$12,014,873		\$ 12,014,873
4.5595	Old Colony	\$9,097,342	\$11,209,702	\$2,229,741	\$2,802,425	\$11,567,910	\$14,012,127		\$ 14,012,127
10.8100	Pioneer Valley	\$21,568,652	\$26,576,791	\$5,286,434	\$6,644,198	\$27,426,056	\$33,220,988		\$ 33,220,988
8.9601	Southeastern Mass	\$17,877,639	\$22,028,742	\$4,381,774	\$5,507,186	\$22,732,674	\$27,535,928		\$ 27,535,928
Highway		\$349,444,458	\$405,426,076	\$78,754,765	\$101,356,519	\$428,199,223	\$506,782,595	\$0	\$ 506,782,595
Grand Total		\$734,230,819	\$849,527,245	\$139,460,228	\$178,383,812	\$873,691,047	\$1,027,911,056	\$0	\$ 1,027,911,056

^FFY 2027 Totals are based on increasing program based on Current FY 2026 Program inflated 2% \$

*FFY 2023-2027 Development STIP assumes 90% obligation limitation based on average of previous 5 years. \$

**Highway Program sizes subject to change following 2022 TIP Readiness Days Review \$

APPENDIX H - TRANSPORTATION EVALUATION CRITERIA (TEC) FORMS

STATE PROJECT EVALUATION CRITERIA

Highway-funded Preservation Projects

PROJECT TYPE				OTHER IMPACT CRITERIA		
	Condition	Usage	Cost Effectiveness	Community Effects and Support	Land Use and Economic Development	Environmental and Air Quality/ Climate Effects
Roadway Maintenance	Extent of light and moderate cracking (Main) <input type="checkbox"/>	Annual Average Daily Traffic (AADT) <input type="checkbox"/>	Cost per Unit Change in Condition	Residential effects: right-of-way, noise, aesthetics, other <input type="checkbox"/>	Business effects: right-of-way, access, noise, traffic, parking, freight access other <input type="checkbox"/>	Air Quality/Climate effects <input type="checkbox"/>
Roadway Resurfacing						
Roadway Reconstruction	Measure of skid resistance (Main/Resurf) <input type="checkbox"/>	Percentage of Trucks <input type="checkbox"/>	Cost per Linear Mile	Public, local government, legislative, and regional support <input type="checkbox"/>	Sustainable development effects <input type="checkbox"/>	Water quality/supply effects; wetlands effects <input type="checkbox"/>
	Measure of rideability (Resurf/Recon) <input type="checkbox"/>	NHS Status <input type="checkbox"/>		Effect on service to minority or low income neighborhoods <input type="checkbox"/>		
	Measure of surface condition (Resurf/Recon) <input type="checkbox"/>		Cost per AADT	Other Impact/benefit to minority or low income neighborhoods <input type="checkbox"/>	Consistent with regional land-use and economic development plans <input type="checkbox"/>	Historic and cultural resource effects <input type="checkbox"/>
	Pavement structural adequacy (Recon) <input type="checkbox"/>			Effect on development and redevelopment of housing stock <input type="checkbox"/>	Effect on job creation. <input type="checkbox"/>	
Avg. Score (-3 to +3) <input type="checkbox"/>		Avg. Score (-3 to +3) <input type="checkbox"/>		Avg. Score (-3 to +3) <input type="checkbox"/>	Avg. Score (-3 to +3) <input type="checkbox"/>	Avg. Score (-3 to +3) <input type="checkbox"/>
						Total Score (-18 to +18) <input type="checkbox"/>

STATE PROJECT EVALUATION CRITERIA

Highway-funded Improvement/Expansion Projects

PROJECT TYPE	THRESHOLD TRANSPORTATION CRITERIA				OTHER IMPACT CRITERIA		
	Condition and Service Quality	Mobility	Safety and Security	Cost Effectiveness	Community Effects and Support	Land Use and Economic Development	Environmental and Air Quality/ Climate Effects
Arterials/Intersection	Magnitude of pavement condition improvement <input type="checkbox"/>	Effect on magnitude and duration of congestion <input type="checkbox"/>	Effect on crash rate compared to state average <input type="checkbox"/>	Cost per Unit Change in Condition	Residential effects: right-of-way, noise, aesthetics, other <input type="checkbox"/>	Business effects: right-of-way, access, noise, traffic, parking, freight access other <input type="checkbox"/>	Air Quality/Climate effects <input type="checkbox"/>
Major Highways	Magnitude of improvement of other infrastructure elements <input type="checkbox"/>	Effect on travel time and connectivity/access <input type="checkbox"/>	Effect on bicycle and pedestrian safety <input type="checkbox"/>	Cost per Linear Mile	Public, local government, legislative, and regional support <input type="checkbox"/>	Sustainable development effects <input type="checkbox"/>	Water quality/supply effects; wetlands effects <input type="checkbox"/>
			NHS Status <input type="checkbox"/>		Effect on service to minority or low income neighborhoods <input type="checkbox"/>		
		Effect on other modes using facility <input type="checkbox"/>		Cost per AADT	Other Impact/benefit to minority or low income neighborhoods <input type="checkbox"/>	Consistent with regional land-use and economic development plans <input type="checkbox"/>	Historic and cultural resource effects <input type="checkbox"/>
		Effect on regional and local traffic <input type="checkbox"/>			Effect on development and redevelopment of housing stock <input type="checkbox"/>	Effect on job creation. <input type="checkbox"/>	
Avg. Score (-3 to +3) <input type="checkbox"/>		Avg. Score (-3 to +3) <input type="checkbox"/>		Avg. Score (-3 to +3) <input type="checkbox"/>		Avg. Score (-3 to +3) <input type="checkbox"/>	
							Total Score (-18 to +18) <input type="checkbox"/>

STATE PROJECT EVALUATION CRITERIA

Highway-funded Other Enhancements (non-bike/ped) Projects

PROJECT TYPE	THRESHOLD TRANSPORTATION CRITERIA				OTHER IMPACT CRITERIA		
	Condition and Service Quality	Mobility	Safety and Security	Cost Effectiveness	Community Effects and Support	Land Use and Economic Development	Environmental and Air Quality/ Climate Effects
Other Enhancements (non-bike/ped)	The extent to which the project improves the transportation system <input type="checkbox"/>	Number of users <input type="checkbox"/>	Effect on user safety/ security <input type="checkbox"/>	Cost per user <input type="checkbox"/>	Residential effects: right-of-way, noise, aesthetics, other <input type="checkbox"/>	Business effects: right-of-way, access, noise, traffic, parking, freight access other <input type="checkbox"/>	Air Quality/Climate effects <input type="checkbox"/>
		The extent to which the project is coordinated with other projects <input type="checkbox"/>			Public, local government, legislative, and regional support <input type="checkbox"/>	Sustainable development effects <input type="checkbox"/>	Water quality/supply effects; wetlands effects <input type="checkbox"/>
		The extent to which the project provides other benefits <input type="checkbox"/>			Effect on service to minority or low income neighborhoods <input type="checkbox"/>		
					Other Impact/benefit to minority or low income neighborhoods <input type="checkbox"/>	Consistent with regional land-use and economic development plans <input type="checkbox"/>	Historic and cultural resource effects <input type="checkbox"/>
					Effect on development and redevelopment of housing stock <input type="checkbox"/>	Effect on job creation. <input type="checkbox"/>	
	Avg. Score (-3 to +3) <input type="checkbox"/>	Avg. Score (-3 to +3) <input type="checkbox"/>	Avg. Score (-3 to +3) <input type="checkbox"/>		Avg. Score (-3 to +3) <input type="checkbox"/>	Avg. Score (-3 to +3) <input type="checkbox"/>	Avg. Score (-3 to +3) <input type="checkbox"/>
							Total Score (-18 to +18) <input type="checkbox"/>

STATE PROJECT EVALUATION CRITERIA

Highway-funded Bicycle Pedestrian Enhancement Projects

PROJECT TYPE	THRESHOLD TRANSPORTATION CRITERIA				OTHER IMPACT CRITERIA		
	Condition and Service Quality	Mobility	Safety and Security	Cost Effectiveness	Community Effects and Support	Land Use and Economic Development	Environmental and Air Quality/ Climate Effects
Bicycle/ Pedestrian Facilities Enhancements	Magnitude of surface condition improvement <input type="checkbox"/>	Number of users <input type="checkbox"/>	Effect of Bicycle Comfort Index <input type="checkbox"/>	Cost per user <input type="checkbox"/>	Residential effects: right-of-way, noise, aesthetics, other <input type="checkbox"/>	Business effects: right-of-way, access, noise, traffic, parking, freight access other <input type="checkbox"/>	Air Quality/Climate effects <input type="checkbox"/>
	Magnitude of improvement of other infrastructure elements <input type="checkbox"/>	Effect on travel time/ access/ connectivity for existing users <input type="checkbox"/>	Effect on pedestrian safety <input type="checkbox"/>	Cost per linear mile <input type="checkbox"/>	Public, local government, legislative, and regional support <input type="checkbox"/>	Sustainable development effects <input type="checkbox"/>	Water quality/supply effects; wetlands effects <input type="checkbox"/>
		Consistent with State Bicycle and/ or Pedestrian Plans <input type="checkbox"/>			Effect on service to minority or low income neighborhoods <input type="checkbox"/>		
					Other Impact/benefit to minority or low income neighborhoods <input type="checkbox"/>	Consistent with regional land-use and economic development plans <input type="checkbox"/>	Historic and cultural resource effects <input type="checkbox"/>
					Effect on development and redevelopment of housing stock <input type="checkbox"/>	Effect on job creation. <input type="checkbox"/>	
	Avg. Score (-3 to +3) <input type="checkbox"/>	Avg. Score (-3 to +3) <input type="checkbox"/>	Avg. Score (-3 to +3) <input type="checkbox"/>		Avg. Score (-3 to +3) <input type="checkbox"/>	Avg. Score (-3 to +3) <input type="checkbox"/>	Avg. Score (-3 to +3) <input type="checkbox"/>
							Total Score (-18 to +18) <input type="checkbox"/>

**APPENDIX I - FFY 2021 ANNUAL LISTING OF OBLIGATED PROJECTS
(ALSO POSTED TO OLD COLONY PLANNING COUNCIL WEBSITE)**

**OLD COLONY
METROPOLITAN PLANNING ORGANIZATION (MPO)**

**ANNUAL LISTING OF PROJECTS WITH
FEDERAL FUNDING OBLIGATED FOR
FEDERAL FISCAL YEAR 2021**

December 22, 2021

**PREPARED BY:
OLD COLONY PLANNING COUNCIL (OCPC)
70 SCHOOL STREET
BROCKTON, MASSACHUSETTS**

www.ocpcrpa.org

**PREPARED IN COOPERATION WITH THE BROCKTON AREA TRANSIT AUTHORITY,
THE MASSACHUSETTS DEPARTMENT OF TRANSPORTATION (#114676), THE FEDERAL
HIGHWAY ADMINISTRATION, AND THE FEDERAL TRANSIT ADMINISTRATION**

FUNDING

The preparation of this report has been financed in part through grants from the Federal Highway Administration and Federal Transit Administration, U.S. Department of Transportation, under Metropolitan Planning Program, Section 104(f) of Title 23, U.S. Code, under Contract #114676.

DISCLAIMER

The views and opinions of the Old Colony Planning Council expressed herein do not necessarily state or reflect those of the U. S. Department of Transportation.

Annual Listing of Projects with Federal Funding Obligated for Federal Fiscal Year 2021

In accordance with 23 CFR § 450.334, Old Colony Planning Council (OCPC) is making the Federal Fiscal Year (FFY) 2021 Annual Listing of Obligated Projects available for public review. The Annual Listing of Projects provides the projects for which federal funds have been obligated in FFY 2021 (October 1, 2020 - September 30, 2021).

Metropolitan Planning Organizations (MPOs) are required, under the authorized transportation bill, Fixing America's Surface Transportation (FAST) Act, to publish an annual listing of projects which funds have been obligated in the preceding year as a record of project delivery and progress report for public information and disclosure. In addressing FAST Act requirements, this report lists all transportation projects in the region that were obligated during FFY 2021.

The obligated list of projects must be developed through a cooperative effort with the metropolitan planning organization (MPO), state and public transportation operators responsible for tracking project authorizations and obligations spent during the immediately preceding fiscal year.

Obligation is defined as the Federal government's legal commitment to pay the Federal share of a project's cost. An obligated project is one that has been authorized by the federal agency and funds have been obligated. Projects for which funds have been obligated are not necessarily initiated or completed in the program year, and the amount of the obligation will not necessarily equal the total cost of the project.

Please contact Charles Kilmer at 508-583-1833 or ckilmer@ocpcrpa.org with any questions.

FFY 2021 ANNUAL LISTING OF OBLIGATED PROJECTS PER 23 CFR 450.334

MassDOT Project ID	MassDOT Project Description ▼	Advertis. / Obligation Date	FFY 2021 Programmed Federal Fund	FFY 2021 Obligated Federal Fund	Remaining Advance Construction Fund
-----------------------	-------------------------------	-----------------------------------	--	---------------------------------------	---

OLD COLONY REGION

607217	EASTON- CORRIDOR IMPROVEMENTS ON DEPOT STREET (ROUTE 123), FROM NEWELL CIRCLE TO WASHINGTON STREET (ROUTE 138)	07-Nov-20	\$8,402,338.40	\$8,843,905.94	
608086	AVON- INTERSECTION IMPROVEMENTS AT HARRISON BOULEVARD AND POND STREET	30-Jan-21	\$3,975,205.60	\$4,079,997.62	
608829	STOUGHTON- IMPROVEMENTS AT RICHARD L. WILKINS ELEMENTARY SCHOOL (SRTS)	29-May-21	\$3,720,120.80	\$3,720,121.18	

OLD COLONY REGION TOTAL :

\$16,097,664.80

\$16,644,024.74

FFY 2021 ANNUAL LISTING OF OBLIGATED PROJECTS PER 23 CFR 450.334

MassDOT Project ID	MassDOT Project Description ▼	Advertis. / Obligation Date	FFY 2021 Programmed Federal Fund	FFY 2021 Obligated Federal Fund	Remaining Advance Construction Fund
STATEWIDE					
608210	FOXBOROUGH- PLAINVILLE- WRENTHAM- FRANKLIN- INTERSTATE MAINTENANCE & RELATED WORK ON I-495 NORTHBOUND	05-Dec-20	\$5,951,259.90	\$5,804,662.84	
608485	PITTSFIELD- LANESBOROUGH- RESURFACING AND RELATED WORK ON ROUTE 8 (FROM MM 44.43 TO MM 47.77)	28-Aug-21	\$2,977,581.60	\$2,856,639.23	
608551	DISTRICT 2- SYSTEMATIC BRIDGE MAINTENANCE AT VARIOUS LOCATIONS (2021)	20-Feb-21	\$1,060,689.60	\$1,343,296.86	
608574	BURLINGTON TO TYNGSBOROUGH- GUIDE AND TRAFFIC SIGN REPLACEMENT ON A SECTION OF US 3	12-Dec-20	\$5,023,654.40	\$5,353,986.10	
608590	DISTRICT 3- CLEAN AND PAINT STRUCTURAL STEEL BRIDGES ON I-190 AND I-290	19-Dec-20	\$884,138.40	\$1,185,904.00	
608593	DISTRICT 5- SYSTEMATIC BRIDGE PRESERVATION ALONG THE I-195 CORRIDOR	07-Nov-20	\$1,366,929.60	\$1,473,956.00	
608605	DISTRICT 4- ADA RETROFITS AT VARIOUS LOCATIONS	11-Sep-21	\$672,000.00	\$932,567.40	
608606	DISTRICT 5- ADA RETROFITS AT VARIOUS LOCATIONS	04-Sep-21	\$618,736.00	\$699,070.40	
608620	ANDOVER- TEWKSBURY- HIGHWAY LIGHTING SYSTEM REHABILITATION AND REPAIR AT THE INTERCHANGE OF INTERSTATE ROUTES 93 AND 495	27-Mar-21	\$5,695,797.60	\$5,195,327.99	
610712	STATEWIDE- ITS HARDWARE AND SOFTWARE TO SUPPORT HIGHWAY OPERATIONS	31-Jul-21	\$560,000.00	\$560,000.00	
610723	BOLTON- BOXBOROUGH- HARVARD- LITTLETON- PAVEMENT PRESERVATION ON I-495	06-Mar-21	\$13,558,509.90	\$12,262,614.74	
610791	DISTRICT 4- DISTRICT 6- ITS ROADWAY EQUIPMENT FOR HIGHWAY OPERATIONS	05-Jun-21	\$1,446,709.60	\$1,733,596.48	
610792	DISTRICT 3- ITS ROADWAY EQUIPMENT FOR HIGHWAY OPERATIONS	22-May-21	\$1,446,709.60	\$1,791,840.00	
610858	DISTRICT 1- DISTRICT 2- RESURFACING AND HIGH FRICTION SURFACE TREATMENT AND RELATED WORK AT MULTIPLE LOCATIONS	29-May-21	\$2,557,487.70	\$2,552,377.42	

FFY 2021 ANNUAL LISTING OF OBLIGATED PROJECTS PER 23 CFR 450.334

MassDOT Project ID	MassDOT Project Description ▼	Advertis. / Obligation Date	FFY 2021 Programmed Federal Fund	FFY 2021 Obligated Federal Fund	Remaining Advance Construction Fund
611993	BOSTON- SPACE MODERNIZATION FOR THE HIGHWAY OPERATIONS CENTER (HOC)	28-Aug-21	\$2,000,880.00	\$2,259,827.52	
S10690	State Planning and Research Work Program I (SPR I), Planning (FFY 2022)	22-Sep-21	\$19,293,524.00	\$19,293,524.00	
S10691	State Planning and Research Work Program II (SPR II), Research (FFY 2022)	22-Sep-21	\$6,267,000.80	\$6,267,000.80	
S10700	Metropolitan Planning (FFY 2022 UPWPs) - PL	03-Sep-21	\$12,062,540.00	\$12,062,540.00	
S10701	Metropolitan Planning (FFY 2022 UPWPs) - SPR	03-Sep-21	\$1,138,976.00	\$308,387.10	
S10726	Recreational Trails (FFY 2021)	14-Sep-21	\$1,186,728.80	\$1,186,729.00	
S10731	Railroad Grade Crossings (FFY 2021)	22-Sep-21	\$1,777,777.60	\$2,475,000.00	
S10736	SRTS Education (FFY 2021)	02-Dec-20	\$1,280,602.40	\$1,280,608.00	
S10772	ABP GANS FFY 2021	15-Dec-20	\$13,390,000.00	\$13,390,000.00	
S10772	ABP GANS FFY 2021	15-Jun-21	\$68,985,000.00	\$68,985,000.00	
S10811	STATEWIDE- TECHNICAL SUPPORT FOR INTELLIGENT TRANSPORTATIONS SYSTEMS (ITS)	28-Apr-21	\$960,000.00	\$960,000.00	
S10812	STATEWIDE- PROBE DATA ANALYTICS DASHBOARD	15-Sep-21	\$140,000.00	\$140,000.00	
S10859	FFY 2021 SPR Pooled Fund Transfer Projects	09-Mar-21	\$1,134,461.00	\$1,134,461.00	
STATEWIDE TOTAL :			\$173,437,694.50	\$173,488,916.88	
			\$732,140,330.60	\$760,214,608.65	\$119,604,305.46

Transportation Improvement Program (TIP)

Brockton Area Transit

FFY 2021 ANNUAL LISTING OF OBLIGATED PROJECTS PER 23 CFR 450.334

FTA Program	Project Number	Transit Agency	FTA Activity Line Item	Project Description	Carryover (unobligated)	Federal Funds	State Funds	TDC	Local Funds	Total Cost	Grant #	Obligation Date	FFY 2021 Obligated Federal Funds
5307													
5307	RTD0008797	Brockton Area Transit Authority	114220	ACQUIRE HVAC Intermodal and Admin Buildings		\$200,000	\$50,000	\$0	\$0	\$250,000	MA-2021-013	3/10/2021	\$200,000
5307	RTD0008806	Brockton Area Transit Authority	114402	REHAB/RENOVATE - MAINTENANCE FACILITY		\$40,000	\$10,000	\$0	\$0	\$50,000	MA-2021-013	3/10/2021	\$40,000
5307	RTD0008803	Brockton Area Transit Authority	114405	REHAB/RENOVATE - YARDS AND SHOPS Fuel Tanks		\$400,000	\$100,000	\$0	\$0	\$500,000			
5307	RTD0008795	Brockton Area Transit Authority	111240	ACQUIRE ASSOC CAP MAINT ITEMS		\$100,000	\$25,000	\$0	\$0	\$125,000	MA-2021-013	3/10/2021	\$100,000
5307	RTD0008804	Brockton Area Transit Authority	116203	PURCHASE RADIOS		\$120,000	\$30,000	\$0	\$0	\$150,000	MA-2021-013	3/10/2021	\$120,000
5307	RTD0008807	Brockton Area Transit Authority	113403	REHAB/RENOVATE TERMINAL, INTERMODAL (TRANSIT)		\$40,000	\$10,000	\$0	\$0	\$50,000	MA-2021-013	3/10/2021	\$40,000
5307	RTD0008796	Brockton Area Transit Authority	300901	OPERATING ASSISTANCE - Operating/PM/ADA		\$2,500,000	\$2,500,000	\$0	\$0	\$5,000,000			
5307	RTD0008802	Brockton Area Transit Authority	111201	BUY REPLACEMENT 40-FT BUS (4)		\$1,658,584	\$450,000	\$0	\$0	\$2,250,000	MA-2021-011	3/10/2021	\$1,658,584
5307	RTD0008805	Brockton Area Transit Authority	113404	REHAB/RENOVATE - BUS PARK & RIDE LOT		\$80,000	\$20,000	\$0	\$0	\$100,000	MA-2021-013	3/10/2021	\$80,000
5307	RTD0008794	Brockton Area Transit Authority	114220	ACQUIRE - MISC SUPPORT EQUIPMENT		\$80,000	\$20,000	\$0	\$0	\$100,000	MA-2021-013	3/10/2021	\$80,000
Subtotal						\$5,218,584	\$3,215,000	\$0	\$0	\$8,575,000			\$2,318,584
5309													
Subtotal						\$0	\$0	\$0	\$0	\$0			\$0
5310													
Subtotal						\$0	\$0	\$0	\$0	\$0			\$0
5311													
Subtotal						\$0	\$0	\$0	\$0	\$0			\$0
5337													
Subtotal						\$0	\$0	\$0	\$0	\$0			\$0
5339													
5339	RTD0008802	Brockton Area Transit Authority	111201	BUY REPLACEMENT 40-FT BUS (4)		\$141,416	\$450,000	\$0	\$0	\$2,250,000	MA-2021-011	3/10/2021	\$141,416
Subtotal						\$141,416	\$450,000	\$0	\$0	\$2,250,000			\$141,416
5320													
Subtotal						\$0	\$0	\$0	\$0	\$0			\$0
Other Federal													
Other Federal	RTD0010052	Brockton Area Transit Authority	114220	ACQUIRE - MISC SUPPORT EQUIPMENT		\$490,000	\$0	\$98,000	\$0	\$490,000	MA-2020-035	4/21/2021	\$490,000
Subtotal						\$490,000	\$0	\$98,000	\$0	\$490,000			\$490,000
5307 CRRSAA													
5307	N/A	Brockton Area Transit Authority	117A00	CRRSAA EMERGENCY RELIEF - PREVENTIVE MAINTENANCE - 100% Federal Share		\$6,118,888	\$0	\$0	\$0	\$6,188,888	MA-2021-020	4/21/2021	\$6,118,888
5307	N/A	Brockton Area Transit Authority	300908	CRRSAA EMERGENCY RELIEF - OPERATING ASSIST - 100% Federal Share		\$2,122,140	\$0	\$0	\$0	\$2,122,140	MA-2021-020	4/21/2021	\$2,122,140
Subtotal						\$8,241,028	\$0	\$0	\$0	\$8,311,028			\$8,241,028
Total						\$14,091,028	\$3,665,000	\$98,000	\$0	\$19,626,028			\$11,191,028

APPENDIX J - COMPLETED HIGHWAY AND TRANSIT PROJECTS (2015 TO PRESENT; GREENHOUSE GAS (GHG) EMISSIONS ANALYSIS)

Old Colony Region Transportation Improvement Program

MassDOT Project ID ▼	MassDOT Project Description ▼	Total Programmed Funds ▼	GHG Analysis Type ▼	GHG CO ₂ Impact (kg/yr) ▼	GHG Impact Description ▼	Additional Description ▼	Fiscal Year of Contract Award (2015 and forward) ▼
603660	BRIDGEWATER- SIGNAL & INTERSECTION IMPROVEMENTS AT STATE ROUTE 18 & HIGH STREET	\$ 1,259,683	Quantified	94,020.393	Quantified Decrease in Emissions from Traffic Operational Improvement		2015
601644	BROCKTON- RESURFACING & RELATED WORK ON WEST ELM STREET, FROM WARREN AVENUE TO WEST STREET (6,800 FT.)	\$ 5,022,800	Quantified	358,738.067	Quantified Decrease in Emissions from Traffic Operational Improvement		2015
606071	EASTON- SIGNAL & INTERSECTION IMPROVEMENTS @ ROUTE 138 (TURNPIKE STREET) AND ROUTE 106 (FOUNDRY STREET)	\$ 1,377,744	Quantified	59,301.843	Quantified Decrease in Emissions from Traffic Operational Improvement		2015
604957	PEMBROKE- RECONSTRUCTION ON ROUTE 14, FROM THE HANSON T.L. TO WASHINGTON STREET (ROUTE 53) AC PHASE 1 OF 2	\$ 9,188,746	Quantified	729.893	Quantified Decrease in Emissions from Traffic Operational Improvement		2016
608085	AVON - INSTALLATION OF A MEDIAN BARRIER ON HARRISON BOULEVARD	\$ 2,305,120	Quantified	989,860.450	Quantified Decrease in Emissions from Traffic Operational Improvement		2016
606036	BROCKTON - SIGNAL & INTERSECTION IMPROVEMENTS @ ROUTE 123 (BELMONT STREET)/LINWOOD STREET/ LORRAINE AVENUE	\$ 4,646,985	Quantified	73,162.015	Quantified Decrease in Emissions from Other Improvements		2016
607175	PLYMOUTH - RESURFACING & RELATED WORK ON ROUTE 3	\$ 15,745,980	Qualitative		Qualitative Decrease in Emissions		2016
605038	PLYMOUTH- RECONSTRUCTION OF TAYLOR AVENUE, FROM WHITE HORSE ROAD TO MANOMET POINT ROAD, INCLUDES BRIDGE REPLACEMENT OF P-13-010	\$ 8,726,144	Quantified	2,011.100	Quantified Decrease in Emissions from Other Improvements		2017
607438	EASTON- INTERSECTION IMPROVEMENTS AT WASHINGTON STREET (ROUTE 138) AND UNION STREET	\$ 2,659,239	Quantified	326,293.197	Quantified Decrease in Emissions from Traffic Operational Improvement		2018
607337	PEMBROKE- INTERSECTION IMPROVEMENTS AND RELATED WORK AT WASHINGTON STREET (ROUTE 53) AND PLEASANT STREET	\$ 2,264,709	Quantified	170,714.225	Quantified Decrease in Emissions from Traffic Operational Improvement		2018
606264	PLYMOUTH- IMPROVEMENTS ON OBERY STREET, FROM SOUTH STREET TO A.A. CARANCI WAY/PLYMOUTH NORTH H.S. DRIVE INTERSECTION	\$ 6,657,553	Quantified	583,159.967	Quantified Decrease in Emissions from Traffic Operational Improvement		2018
607860	WHITMAN- TRAFFIC SIGNAL IMPROVEMENTS & RELATED WORK ON BEDFORD STREET (ROUTE 18) AT 2 LOCATIONS: AUBURN STREET (ROUTE 14) & TEMPLE STREET (ROUTE 27)	\$ 5,990,816	Quantified	133,711.328	Quantified Decrease in Emissions from Traffic Operational Improvement		2018
608143	ABINGTON/ BROCKTON - NORTH QUINCY STREET, CHESTNUT STREET, AND BOUNDARY AVENUE ROUNDABOUT AND GEOMETRIC IMPROVEMENTS	\$ 1,218,906	Quantified	505,089.454	Quantified Decrease in Emissions from Traffic Operational Improvement		2019
607941	EAST BRIDGEWATER - RESURFACING AND SIDEWALK CONSTRUCTION ON BEDFORD STREET (ROUTE 18), FROM WHITMAN STREET (ROUTE 106) TO CENTRAL STREET	\$ 7,763,091	Quantified	1,525.300	Quantified Decrease in Emissions from Bicycle and Pedestrian Infrastructure		2019
608088	BROCKTON - CORRIDOR IMPROVEMENTS ON ROUTE 123 (BELMONT STREET), FROM ANGUS BEATON DRIVE TO WEST STREET	\$ 7,350,265	Quantified	205,184.676	Quantified Decrease in Emissions from Traffic Operational Improvement		2020
608266	PEMBROKE - RESURFACING AND RELATED WORK ON ROUTE 53	\$ 2,725,075	Qualitative		Qualitative Decrease in Emissions		2020
607217	EASTON - ROUTE 123 (DEPOT STREET) RECONSTRUCTION FROM NEWELL CIRCLE TO ROUTE 138	\$ 9,018,229	Quantified	132,862.633	Quantified Decrease in Emissions from Bicycle and Pedestrian Infrastructure		2021
608086	AVON - INTERSECTION IMPROVEMENTS AT HARRISON BOULEVARD AND POND STREET	\$ 4,969,007	Quantified	989,860.450	Quantified Decrease in Emissions from Traffic Operational Improvement		2021
608829	STOUGHTON- IMPROVEMENTS AT WEST ELEMENTARY SCHOOL (SRTS)	\$ 3,171,443	Qualitative		Qualitative Decrease in Emissions		2021
608496	AVON - STOUGHTON - PAVEMENT PRESERVATION AND RELATED WORK ON ROUTE 24	\$ 7,339,593	Qualitative		No assumed impact/negligible impact on emissions		2022
600380	PEMBROKE - REHABILITATION OF ROUTE 36 (CENTER STREET) FROM ROUTE 27 TO ROUTE 14	\$ 10,160,995	Quantified	3,776.201	Quantified Decrease in Emissions from Bicycle and Pedestrian Infrastructure		2022

Old Colony Region Transportation Improvement Program

FTA Activity Line Item ▼	Transit Agency ▼	Project Description ▼	Total Cost ▼	GHG Analysis Type ▼	GHG CO ₂ Impact (kg/yr) ▼	GHG Impact Description ▼	Additional Description ▼	Fiscal Year Programmed (2015 and forward) ▼
111201	BAT	BUY REPLACEMENT 40-FT BUS (4)	\$ 1,960,000	Quantified	9,383.318	Quantified Decrease in Emissions from Bus Replacement		2016
111202	BAT	BUY REPLACEMENT 35-FT BUS (4)	\$ 2,000,000	Quantified	9,899.523	Quantified Decrease in Emissions from Bus Replacement		2016
111201	BAT	BAT ACQUIRE REPLACEMENT 40-FT BUS (4)	\$ 2,050,000	Quantified	20,577.935	Quantified Decrease in Emissions from Bus Replacement		2018
111302	BAT	BAT - ACQUIRE 35-FT BUS FOR EXPANSION (2) HYBRID	\$ 1,400,000	Quantified	23,611.723	Quantified Decrease in Emissions from New/Additional Transit Service		2018
111202	BAT	BAT ACQUIRE REPLACEMENT 35-FT BUS (6)	\$ 3,000,000	Quantified	30,866.902	Quantified Decrease in Emissions from Bus Replacement		2018
111203	BAT	BUY REPLACEMENT 30-FT BUS (2) BSU	\$ 500,000	Quantified	188,480.027	Quantified Decrease in Emissions from Bus Replacement		2019
111203	BAT	BUY REPLACEMENT 30-FT BUS (3) BSU	\$ 450,000	Quantified	280,178.756	Quantified Decrease in Emissions from Bus Replacement		2020
111201	BAT	BUY REPLACEMENT 40-FT BUS (4)	\$ 2,250,000	Quantified	246,174.712	Quantified Decrease in Emissions from Bus Replacement		2021
111201	BAT	BUY REPLACEMENT 40-FT BUS (3)	\$ 1,500,000	Quantified	273,484.385	Quantified Decrease in Emissions from Bus Replacement		2022

APPENDIX K - FFY 2023-2027 GREENHOUSE GAS (GHG) EMISSIONS ANALYSIS

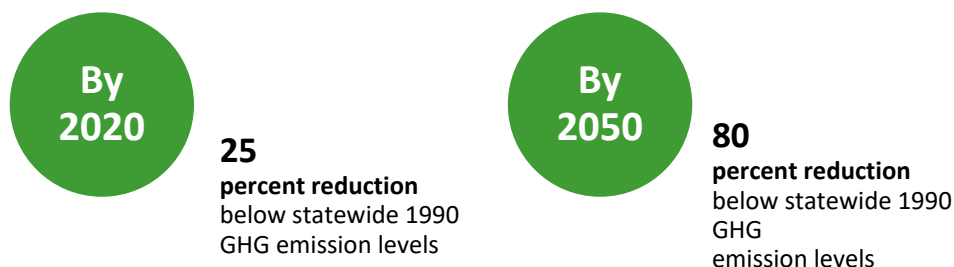
FFY 2023-2027 Transportation Improvement Program Greenhouse Gas Monitoring and Evaluation

Introduction

This section summarizes the greenhouse gas (GHG) impacts that are anticipated to result from the projects that are included in this FFY 2023-2027 Transportation Improvement Program (TIP). It includes a summary of the state laws and policies that call for reducing greenhouse gas in order to mitigate global climate change, actions that are being to respond to these state laws and policies, the role of regional planning and TIP development in reducing GHG emission and tracking these reductions, and the projected GHG emission impacts from the projects programmed in the TIP.

State Policy Context

The Global Warming Solutions Act (GWSA), which was signed into law in August 2008, makes Massachusetts a leader in setting aggressive and enforceable GHG reduction targets, and implementing policies and initiatives to achieve these targets. In keeping with the law, on December 29, 2010 the Massachusetts Executive Office of Energy and Environmental Affairs (EOEEA), in consultation with other state agencies and the public, released the Massachusetts Clean Energy and Climate Plan for 2020. In December 2014, DEP issued new regulations that require MPOs to quantify impacts from project investments, track progress towards reductions, and consider impacts in the prioritization of project investments. The targets for overall statewide GHG emissions are:



The role of MPOs

The Commonwealth’s MPOs are integrally involved in supporting the GHG reductions mandated under the GWSA. The MPOs are most directly involved in helping to achieve the GHG emissions reductions through the promotion of healthy transportation modes through prioritizing and programming an appropriate balance of roadway, transit, bicycle and pedestrian investments – and assisting smart growth development patterns through the creation of a balanced multi-modal transportation system. This is realized through the transportation goals and policies espoused in the 2020-2040 Long Range Transportation Plans (LRTPs); the major projects planned in those LRTPs; and the mix of new transportation projects that are programmed and implemented through the TIPs. GHG tracking and evaluation

processes enable the MPOs to identify anticipated GHG impacts of planned and programmed projects, and also to use GHG impacts as a criterion in prioritizing transportation projects.

Project-level GHG tracking and evaluation in TIPs

It is also important to monitor and evaluate the GHG impacts of the transportation projects that are programmed in the MPOs' TIPs. The TIPs include both the larger, regionally-significant projects from the LRTPs, which are reported in the Statewide GHG report, as well as smaller projects that are not included in the LRTP but that may nevertheless have impacts on GHG emissions. The primary objective of this tracking is to enable the MPOs to evaluate expected GHG impacts of different projects and to use this information as a criterion for prioritizing and programming projects.

Calculation of GHG Impacts for TIP Projects

MassDOT has adopted spreadsheets used by MPOs to determine CMAQ eligibility and that also include CO₂ impacts. The data and analysis required for these calculations is available from functional design reports that are submitted for projects that would produce a measurable GHG impact.

Projects with quantified impacts

L RTP Projects

Major capacity expansion projects are expected to have a significant impact on GHG emissions. These projects are included in each MPO's LRTPs and analyzed using either the statewide model or the Boston MPO's regional model, which reflect GHG impacts. As a result, no independent TIP calculations are required.

Quantified Decrease in Emissions

For those projects that are expected to produce a measurable decrease in emissions, the approach for calculating these impacts is described below. These projects are categorized in the following manner:

- **Quantified Decrease in Emissions from Traffic Operational Improvement** - An intersection reconstruction or signalization project that is projected to reduce delay and congestion.
- **Quantified Decrease in Emissions from Pedestrian and Bicycle Infrastructure** - A shared-use path that enables increased walking and biking and decreases vehicle-miles traveled (VMT).
- **Quantified Decrease in Emissions from New/Additional Transit Service** - A bus or shuttle service that enables increased transit ridership and decreased VMT
- **Quantified Decrease in Emissions from a Park and Ride Lot** - A park and ride lot that enables increased transit ridership/ increased ridesharing and decreased VMT
- **Quantified Decrease in Emissions from Bus Replacement** - a bus replacement that directly reduces GHG emissions generated by service.

- **Quantified Decrease in Emissions from Complete Streets Improvements** - Improvements to roadway networks that include the addition of bicycle and pedestrian accommodations where none were present before.
- **Quantified Decrease in Emissions from Alternative Fuel Vehicle Procurements** - A vehicle procurement where alternative fuel/advanced technology vehicles replace traditional gas or diesel vehicles.
- **Quantified Decrease in Emissions from Anti-idling Strategies** - Implementation of policies such as limiting idling allowed, incorporating anti-idling technology into fleets and using LED lights on trucks for the purpose of illuminating worksites.
- **Quantified Decrease in Emissions from Bike Share Projects** - A new bike share project or capacity added to an existing project.
- **Quantified Decrease in Emissions from Induced Travel Projects** - A project that changes roadway capacity
- **Quantified Decrease in Emissions from Speed Reduction Programs** - Programs that reduce speed to no less than 55 miles per hour.
- **Quantified Decrease in Emissions from Transit Signal Priority Projects** - A project that applies this technology to a signal intersection or along a corridor that impacts bus service.
- **Quantified Decrease in Emissions from Truck Stop Electrification Projects** - A new truck stop electrification project or capacity added to an existing project.
- **Quantified Decrease in Emissions from Other Improvement**

Quantified Increase in Emissions

- Projects expected to produce a measurable increase in emissions.

Projects with no assumed impacts

No Assumed Impact/Negligible Impact on Emissions

Projects that do not change the capacity or use of a facility (e.g. roadway median barrier or retaining wall replacement, or a bridge rehabilitation/replacement that restores the bridge to its previous condition) are assumed to have no/negligible GHG impact.

Qualitative Decrease in Emissions

Projects expected to produce a minor decrease in emissions that cannot be calculated with any precision. Examples of such projects include roadway repaving, signage improvement, ITS improvement, or transit marketing/customer experience improvement.

Qualitative Increase in Emissions

Projects expected to produce a minor increase in emissions that cannot be calculated with any precision.

Greenhouse gas impact tables for FFY 2023 - 2027 TIP

The tables summarizing the calculated quantitative and assumed qualitative impacts of the projects included in each regional FFY 2023-2027 TIP are found beginning on the next page.



Greenhouse Gas (GHG) Analysis Report

Program Activity: Highway

STIP: 2023 - 2027 (D)

MassDot Project ID	MassDOT Project Description	GHG Analysis Type	GHG Impact Description	GHG CO2 Impact (kg/yr)	Additional Information
Federal Fiscal Year 2023					
Old Colony					
605294	DUXBURY- BRIDGE REPLACEMENT, D-14-010 (48H & 48J), ROUTE 3 (PILGRIM HIGHWAY) NB/SB OVER FRANKLIN STREET	Qualitative	No assumed impact/negligible impact on emissions	0	
607403	STOUGHTON- CORRIDOR IMPROVEMENTS ON ROUTE 138	Quantified	Quantified Decrease in Emissions from Traffic Operational Improvement	3,546	
608279	STOUGHTON- INTERSECTION IMPROVEMENTS AND RELATED WORK AT CENTRAL STREET, CANTON STREET AND TOSCA DRIVE	Quantified	Quantified Decrease in Emissions from Traffic Operational Improvement	83,068	
Old Colony			Total GHG Increase (kg/year)	86,614	
			Total GHG Reduction (kg/year)	0	
			Total GHG Difference (kg/year)	86,614	
2023			Total GHG Increase (kg/year)	86,614	
			Total GHG Reduction (kg/year)	0	
			Total GHG Difference (kg/year)	86,614	
2023			Total GHG Increase (kg/year)	86,614	
			Total GHG Reduction (kg/year)	0	
			Total GHG Difference (kg/year)	86,614	



Greenhouse Gas (GHG) Analysis Report

Program Activity: Highway

STIP: 2023 - 2027 (D)

MassDot Project ID	MassDOT Project Description	GHG Analysis Type	GHG Impact Description	GHG CO2 Impact (kg/yr)	Additional Information
Federal Fiscal Year 2024					
Old Colony					
607403	STOUGHTON- CORRIDOR IMPROVEMENTS ON ROUTE 138	Quantified	Quantified Decrease in Emissions from Traffic Operational Improvement	3,546	
609052	BROCKTON- INTERSECTION IMPROVEMENTS AT CENTRE STREET (ROUTE 123) AND PLYMOUTH STREET	Quantified	Quantified Decrease in Emissions from Traffic Operational Improvement	359,725	
609410	BROCKTON- INTERSECTION IMPROVEMENTS AND RELATED WORK AT CENTRE STREET (ROUTE 123), CARY STREET AND LYMAN STREET	Quantified	Quantified Decrease in Emissions from Traffic Operational Improvement	220,765	
609435	PLYMPTON- BRIDGE REPLACEMENT, P-14-001 (445), WINNETUXET ROAD OVER WINNETUXET RIVER	Qualitative	No assumed impact/negligible impact on emissions	0	
S12638	BROCKTON- SYSTEMIC COUNTERMEASURES/SAFE SYSTEMS IMPLEMENTATION CITY-WIDE	Qualitative	No assumed impact/negligible impact on emissions	0	
Old Colony			Total GHG Increase (kg/year)	584,037	
			Total GHG Reduction (kg/year)	0	
			Total GHG Difference (kg/year)	584,037	
2024			Total GHG Increase (kg/year)	584,037	
			Total GHG Reduction (kg/year)	0	
			Total GHG Difference (kg/year)	584,037	
2024			Total GHG Increase (kg/year)	584,037	
			Total GHG Reduction (kg/year)	0	
			Total GHG Difference (kg/year)	584,037	



Greenhouse Gas (GHG) Analysis Report

Program Activity: Highway

STIP: 2023 - 2027 (D)

MassDot Project ID	MassDOT Project Description	GHG Analysis Type	GHG Impact Description	GHG CO2 Impact (kg/yr)	Additional Information
Federal Fiscal Year 2025					
Old Colony					
607818	BROCKTON- INTERSECTION IMPROVEMENTS AT LYMAN STREET/GROVE STREET/SUMMER STREET & REPLACEMENT OF GROVE STREET BRIDGE, B-25-005, OVER SALISBURY PLAIN RIVER	Quantified	Quantified Decrease in Emissions from Traffic Operational Improvement	6,779	
608195	EASTON- CORRIDOR IMPROVEMENTS ON ROUTE 138 INCLUDING INTERSECTION IMPROVEMENTS AT ROUTE 138 (WASHINGTON STREET) AND ELM STREET	Quantified	Quantified Decrease in Emissions from Traffic Operational Improvement	256,229	
Old Colony			Total GHG Increase (kg/year)	263,008	
			Total GHG Reduction (kg/year)	0	
			Total GHG Difference (kg/year)	263,008	
2025			Total GHG Increase (kg/year)	263,008	
			Total GHG Reduction (kg/year)	0	
			Total GHG Difference (kg/year)	263,008	
2025			Total GHG Increase (kg/year)	263,008	
			Total GHG Reduction (kg/year)	0	
			Total GHG Difference (kg/year)	263,008	



Greenhouse Gas (GHG) Analysis Report

Program Activity: Highway

STIP: 2023 - 2027 (D)

MassDot Project ID	MassDOT Project Description	GHG Analysis Type	GHG Impact Description	GHG CO2 Impact (kg/yr)	Additional Information
Federal Fiscal Year 2026					
Old Colony					
606002	DUXBURY- SIGNAL INSTALLATION @ ROUTE 3 (NB & SB) RAMPS & ROUTE 3A (TREMONT STREET)	Quantified	Quantified Decrease in Emissions from Traffic Operational Improvement	253,538	
608506	HANSON- CORRIDOR IMPROVEMENTS ON ROUTE 14 (MAQUAN STREET), FROM THE PEMBROKE T.L. TO INDIAN HEAD STREET AND RELATED WORK	Quantified	Quantified Decrease in Emissions from Complete Streets Project	9,577	
609440	ABINGTON- INTERSECTION IMPROVEMENTS AT HANCOCK STREET AND CHESTNUT STREET	Quantified	Quantified Decrease in Emissions from Traffic Operational Improvement	692,501	
611979	AVON- INTERSECTION IMPROVEMENTS AT ROUTE 28, SPRING STREET AND HARRISON BOULEVARD	Quantified	Quantified Decrease in Emissions from Traffic Operational Improvement	1,164,393	
Old Colony			Total GHG Increase (kg/year)	2,120,009	
			Total GHG Reduction (kg/year)	0	
			Total GHG Difference (kg/year)	2,120,009	
2026			Total GHG Increase (kg/year)	2,120,009	
			Total GHG Reduction (kg/year)	0	
			Total GHG Difference (kg/year)	2,120,009	
2026			Total GHG Increase (kg/year)	2,120,009	
			Total GHG Reduction (kg/year)	0	
			Total GHG Difference (kg/year)	2,120,009	



Greenhouse Gas (GHG) Analysis Report

Program Activity: Highway

STIP: 2023 - 2027 (D)

MassDot Project ID	MassDOT Project Description	GHG Analysis Type	GHG Impact Description	GHG CO2 Impact (kg/yr)	Additional Information
Federal Fiscal Year 2027					
Old Colony					
606143	BROCKTON- INTERSECTION IMPROVEMENTS @ CRESCENT STREET (ROUTE 27)/QUINCY STREET/MASSASOIT BOULEVARD	Quantified	Quantified Decrease in Emissions from Traffic Operational Improvement	94,824	
608506	HANSON- CORRIDOR IMPROVEMENTS ON ROUTE 14 (MAQUAN STREET), FROM THE PEMBROKE T.L. TO INDIAN HEAD STREET AND RELATED WORK	Quantified	Quantified Decrease in Emissions from Complete Streets Project	9,577	
612006	DUXBURY- BRIDGE REPLACEMENT, D-14-003 (438), POWDER POINT AVENUE OVER DUXBURY BAY	Qualitative	No assumed impact/negligible impact on emissions	0	
Old Colony			Total GHG Increase (kg/year)	104,401	
			Total GHG Reduction (kg/year)	0	
			Total GHG Difference (kg/year)	104,401	
2027			Total GHG Increase (kg/year)	104,401	
			Total GHG Reduction (kg/year)	0	
			Total GHG Difference (kg/year)	104,401	
2027			Total GHG Increase (kg/year)	104,401	
			Total GHG Reduction (kg/year)	0	
			Total GHG Difference (kg/year)	104,401	



Greenhouse Gas (GHG) Analysis Report

Program Activity: Transit

STIP: 2023 - 2027 (D)

MassDot Project ID	MassDOT Project Description	GHG Analysis Type	GHG Impact Description	GHG CO2 Impact (kg/yr)	Additional Information
Federal Fiscal Year 2023					
Brockton Area Transit					
RTD0011330	BAT - ACQUIRE MISC SUPPORT EQUIPMENT		No assumed impact/negligible impact on emissions	0	
RTD0011331	BAT - BUY ASSOC CAP MAINT ITEMS		No assumed impact/negligible impact on emissions	0	
RTD0011332	BAT - ACQUIRE-SHOP EQUIPMENT		No assumed impact/negligible impact on emissions	0	
RTD0011333	BAT - TERMINAL, INTERMODAL (TRANSIT)		No assumed impact/negligible impact on emissions	0	
RTD0011361	BAT - BUY REPLACEMENT 35-FT BUS ELECTRIC (6)	Quantified	Quantified Decrease in Emissions from Bus Replacement	8,041,048	
RTD0011362	BAT - PURCHASE MISC ELEC/POWER EQUIP		No assumed impact/negligible impact on emissions	0	
Brockton Area Transit			Total GHG Increase (kg/year)	8,041,048	
			Total GHG Reduction (kg/year)	0	
			Total GHG Difference (kg/year)	8,041,048	
2023			Total GHG Increase (kg/year)	8,041,048	
			Total GHG Reduction (kg/year)	0	
			Total GHG Difference (kg/year)	8,041,048	
2023			Total GHG Increase (kg/year)	8,041,048	
			Total GHG Reduction (kg/year)	0	
			Total GHG Difference (kg/year)	8,041,048	



Greenhouse Gas (GHG) Analysis Report

Program Activity: Transit

STIP: 2023 - 2027 (D)

MassDot Project ID	MassDOT Project Description	GHG Analysis Type	GHG Impact Description	GHG CO2 Impact (kg/yr)	Additional Information
Federal Fiscal Year 2024					
Brockton Area Transit					
RTD0011335	BAT - BUY ASSOC CAP MAINT ITEMS		No assumed impact/negligible impact on emissions	0	
RTD0011336	BAT - REHAB RENOVATE-MAINTENANCE FACILITY		No assumed impact/negligible impact on emissions	0	
RTD0011337	BAT - TERMINAL, INTERMODAL (TRANSIT)		No assumed impact/negligible impact on emissions	0	
RTD0011338	BAT - REHAB RENOVATE-BUS PARK & RIDE LOT		No assumed impact/negligible impact on emissions	0	
RTD0011339	BAT - ACQUIRE MISC SUPPORT EQUIPMENT		No assumed impact/negligible impact on emissions	0	
RTD0011340	BAT - ACQUIRE SUPPORT VEHICLE (1)		No assumed impact/negligible impact on emissions	0	
RTD0011341	BAT- VEH OVERHAUL (4)		No assumed impact/negligible impact on emissions	0	
RTD0011342	BAT - PURCHASE BUS SHELTERS		No assumed impact/negligible impact on emissions	0	
RTD0011363	BAT - BUY REPLACEMENT 40-FT BUS ELECTRIC (4)	Quantified	Quantified Decrease in Emissions from Bus Replacement	6,432,838	
RTD0011364	BAT - BUY REPLACEMENT 35-FT BUS ELECTRIC (2)	Quantified	Quantified Decrease in Emissions from Bus Replacement	3,216,419	
RTD0011365	BAT - PURCHASE MISC ELEC/POWER EQUIP		No assumed impact/negligible impact on emissions	0	
Brockton Area Transit			Total GHG Increase (kg/year)	9,649,257	
			Total GHG Reduction (kg/year)	0	



Greenhouse Gas (GHG) Analysis Report

Program Activity: Transit

STIP: 2023 - 2027 (D)

MassDot Project ID	MassDOT Project Description	GHG Analysis Type	GHG Impact Description	GHG CO2 Impact (kg/yr)	Additional Information
			Total GHG Difference (kg/year)	9,649,257	
2024			Total GHG Increase (kg/year)	9,649,257	
			Total GHG Reduction (kg/year)	0	
			Total GHG Difference (kg/year)	9,649,257	
2024			Total GHG Increase (kg/year)	9,649,257	
			Total GHG Reduction (kg/year)	0	
			Total GHG Difference (kg/year)	9,649,257	



Greenhouse Gas (GHG) Analysis Report

Program Activity: Transit

STIP: 2023 - 2027 (D)

MassDot Project ID	MassDOT Project Description	GHG Analysis Type	GHG Impact Description	GHG CO2 Impact (kg/yr)	Additional Information
Federal Fiscal Year 2025					
Brockton Area Transit					
RTD0011343	BAT - BUY ASSOC CAP MAINT ITEMS		No assumed impact/negligible impact on emissions	0	
RTD0011344	BAT - ACQUIRE MISC SUPPORT EQUIPMENT & PARKING SYSTEM		No assumed impact/negligible impact on emissions	0	
RTD0011345	BAT - VEH OVERHAUL (4)		No assumed impact/negligible impact on emissions	0	
RTD0011346	BAT - REHAB RENOVATE MAINTENANCE FACILITY		No assumed impact/negligible impact on emissions	0	
RTD0011347	BAT - ACQUIRE SUPPORT VEHICLES (2)		No assumed impact/negligible impact on emissions	0	
RTD0011348	BAT - TERMINAL, INTERMODAL		No assumed impact/negligible impact on emissions	0	
Brockton Area Transit			Total GHG Increase (kg/year)	0	
			Total GHG Reduction (kg/year)	0	
			Total GHG Difference (kg/year)	0	
2025			Total GHG Increase (kg/year)	0	
			Total GHG Reduction (kg/year)	0	
			Total GHG Difference (kg/year)	0	
2025			Total GHG Increase (kg/year)	0	
			Total GHG Reduction (kg/year)	0	
			Total GHG Difference (kg/year)	0	



Greenhouse Gas (GHG) Analysis Report

Program Activity: Transit

STIP: 2023 - 2027 (D)

MassDot Project ID	MassDOT Project Description	GHG Analysis Type	GHG Impact Description	GHG CO2 Impact (kg/yr)	Additional Information
Federal Fiscal Year 2026					
Brockton Area Transit					
RTD0011349	BAT - REHAB RENOVATE YARDS AND SHOPS		No assumed impact/negligible impact on emissions	0	
RTD0011350	BAT - ACQUIRE MISC SUPPORT EQUIPMENT		No assumed impact/negligible impact on emissions	0	
RTD0011351	BAT - ACQUIRE SUPPORT VEHICLE (1)		No assumed impact/negligible impact on emissions	0	
RTD0011352	BAT - BUY ASSOC CAP MAINT ITEMS		No assumed impact/negligible impact on emissions	0	
RTD0011353	BAT - REHAB RENOVATE MAINTENANCE FACILITY		No assumed impact/negligible impact on emissions	0	
RTD0011354	BAT - TERMINAL, INTERMODAL		No assumed impact/negligible impact on emissions	0	
RTD0011366	BAT - BUY REPLACEMENT 35-FT BUS ELECTRIC (5)	Quantified	Quantified Decrease in Emissions from Bus Replacement	8,041,048	
RTD0011367	BAT - PURCHASE MISC ELEC/POWER EQUIP		No assumed impact/negligible impact on emissions	0	
T00001	BAT- OPERATING ASSISTANCE		No assumed impact/negligible impact on emissions	0	
Brockton Area Transit			Total GHG Increase (kg/year)	8,041,048	
			Total GHG Reduction (kg/year)	0	
			Total GHG Difference (kg/year)	8,041,048	
2026			Total GHG Increase (kg/year)	8,041,048	
			Total GHG Reduction (kg/year)	0	
			Total GHG Difference (kg/year)	8,041,048	
2026			Total GHG Increase (kg/year)	8,041,048	
			Total GHG Reduction (kg/year)	0	
			Total GHG Difference (kg/year)	8,041,048	



Greenhouse Gas (GHG) Analysis Report

Program Activity: Transit

STIP: 2023 - 2027 (D)

MassDot Project ID	MassDOT Project Description	GHG Analysis Type	GHG Impact Description	GHG CO2 Impact (kg/yr)	Additional Information
Federal Fiscal Year 2027					
Brockton Area Transit					
RTD0011355	BAT - BUY ASSOC CAP MAINT ITEMS		No assumed impact/negligible impact on emissions	0	
RTD0011356	BAT - REHAB RENOVATE MAINTENANCE FACILITY		No assumed impact/negligible impact on emissions	0	
RTD0011357	BAT - TERMINAL, INTERMODAL AND ROOF REPLACEMENT		No assumed impact/negligible impact on emissions	0	
RTD0011358	BAT - ACQUIRE MISC SUPPORT EQUIPMENT		No assumed impact/negligible impact on emissions	0	
RTD0011359	BAT - REHAB RENOVATE - BUS PARK & RIDE LOT		No assumed impact/negligible impact on emissions	0	
RTD0011360	BAT - PURCHASE MISC COMMUNICATIONS EQUIP SYSTEMS		No assumed impact/negligible impact on emissions	0	
T00001	BAT- OPERATING ASSISTANCE		No assumed impact/negligible impact on emissions	0	
Brockton Area Transit			Total GHG Increase (kg/year)	0	
			Total GHG Reduction (kg/year)	0	
			Total GHG Difference (kg/year)	0	
2027			Total GHG Increase (kg/year)	0	
			Total GHG Reduction (kg/year)	0	
			Total GHG Difference (kg/year)	0	
2027			Total GHG Increase (kg/year)	0	
			Total GHG Reduction (kg/year)	0	
			Total GHG Difference (kg/year)	0	

APPENDIX L - FFY 2023-2027 GATRA TRANSIT ELEMENT



STIP Investments Report

Program Activity: Transit, 2023 Greater Attleboro-Taunton Regional Transit Authority

STIP: 2023 - 2027 (D)

Year	MassDOT Project ID	Municipality	Program	MassDOT Project Description	Funding Source	Total Project Cost	Total Programmed Funds	Federal Funds	State Funds	Other Funds
Federal Fiscal Year 2023							\$11,891,713	\$8,633,370	\$2,355,000	\$903,343
Greater Attleboro-Taunton Regional Transit Authority							\$11,891,713	\$8,633,370	\$2,355,000	\$903,343
2023	RTD0010646		Operating	Greater Attleboro-Taunton Regional Transit Authority - Short Range Transit Planning	5307	\$100,000	\$80,000	\$80,000		
2023	RTD0010646		Operating	Greater Attleboro-Taunton Regional Transit Authority - Short Range Transit Planning	SCA	\$100,000	\$20,000		\$20,000	
2023	RTD0010647		Operating	Greater Attleboro-Taunton Regional Transit Authority - Preventative Maintenance	5307	\$5,100,000	\$4,080,000	\$4,080,000		
2023	RTD0010647		Operating	Greater Attleboro-Taunton Regional Transit Authority - Preventative Maintenance	SCA	\$5,100,000	\$1,020,000		\$1,020,000	
2023	RTD0010648		Operating	Greater Attleboro-Taunton Regional Transit Authority - Fixed Route Operating Assistance	5307	\$1,200,000	\$600,000	\$600,000		
2023	RTD0010648		Operating	Greater Attleboro-Taunton Regional Transit Authority - Fixed Route Operating Assistance	SCA	\$1,200,000	\$600,000		\$600,000	
2023	RTD0010649		Operating	Greater Attleboro-Taunton Regional Transit Authority - Non Fixed Route ADA Paratransit Operating	5307	\$1,500,000	\$1,200,000	\$1,200,000		
2023	RTD0010649		Operating	Greater Attleboro-Taunton Regional Transit Authority - Non Fixed Route ADA Paratransit Operating	SCA	\$1,500,000	\$300,000		\$300,000	
2023	RTD0010660		Operating	Greater Attleboro-Taunton Regional Transit Authority - Mobility Management	5307	\$175,000	\$140,000	\$140,000		
2023	RTD0010660		Operating	Greater Attleboro-Taunton Regional Transit Authority - Mobility Management	SCA	\$175,000	\$35,000		\$35,000	
2023	RTD0010651		RTA Facility & Vehicle Maintenance	Greater Attleboro-Taunton Regional Transit Authority - Rehab-Renovation Attleboro Area Commuter Rail Stations	5337	\$1,266,713	\$1,013,370	\$1,013,370		
2023	RTD0010651		RTA Facility & Vehicle Maintenance	Greater Attleboro-Taunton Regional Transit Authority - Rehab-Renovation Attleboro Area Commuter Rail Stations	LF	\$1,266,713	\$253,343			\$253,343
2023	RTD0010670		RTA Facility & Vehicle Maintenance	Greater Attleboro-Taunton Regional Transit Authority - Miscellaneous Support Equipment	5307	\$100,000	\$80,000	\$80,000		



STIP Investments Report

Program Activity: Transit, 2023 Greater Attleboro-Taunton Regional Transit Authority

STIP: 2023 - 2027 (D)

Year	MassDOT Project ID	Municipality	Program	MassDOT Project Description	Funding Source	Total Project Cost	Total Programmed Funds	Federal Funds	State Funds	Other Funds
2023	RTD0010670		RTA Facility & Vehicle Maintenance	Greater Attleboro-Taunton Regional Transit Authority - Miscellaneous Support Equipment	RTACAP	\$100,000	\$20,000		\$20,000	
2023	RTD0010650		RTA Vehicle Replacement	Greater Attleboro-Taunton Regional Transit Authority - Buy Replacement Vans - 6	LF	\$650,000	\$650,000			\$650,000
2023	RTDTBD12		RTA Vehicle Replacement	Greater Attleboro-Taunton Regional Transit Authority - Buy Replacement 35-FT Buses (2)	5307	\$1,800,000	\$1,440,000	\$1,440,000		
2023	RTDTBD12		RTA Vehicle Replacement	Greater Attleboro-Taunton Regional Transit Authority - Buy Replacement 35-FT Buses (2)	RTACAP	\$1,800,000	\$360,000		\$360,000	



STIP Investments Report

Program Activity: Transit, 2024 Greater Attleboro-Taunton Regional Transit Authority

STIP: 2023 - 2027 (D)

Year	MassDOT Project ID	Municipality	Program	MassDOT Project Description	Funding Source	Total Project Cost	Total Programmed Funds	Federal Funds	State Funds	Other Funds
Federal Fiscal Year 2024							\$10,993,500	\$7,500,800	\$2,705,000	\$787,700
Greater Attleboro-Taunton Regional Transit Authority							\$10,993,500	\$7,500,800	\$2,705,000	\$787,700
2024	RTD0010657		Operating	Greater Attleboro-Taunton Regional Transit Authority - Non Fixed Route ADA Paratransit Operating	5307	\$1,600,000	\$1,280,000	\$1,280,000		
2024	RTD0010657		Operating	Greater Attleboro-Taunton Regional Transit Authority - Non Fixed Route ADA Paratransit Operating	SCA	\$1,600,000	\$320,000		\$320,000	
2024	RTD0010658		Operating	Greater Attleboro-Taunton Regional Transit Authority - Fixed Route Operating Assistance	5307	\$1,300,000	\$650,000	\$650,000		
2024	RTD0010658		Operating	Greater Attleboro-Taunton Regional Transit Authority - Fixed Route Operating Assistance	SCA	\$1,300,000	\$650,000		\$650,000	
2024	RTD0010659		Operating	Greater Attleboro-Taunton Regional Transit Authority - Preventative Maintenance	5307	\$3,500,000	\$2,800,000	\$2,800,000		
2024	RTD0010659		Operating	Greater Attleboro-Taunton Regional Transit Authority - Preventative Maintenance	SCA	\$3,500,000	\$700,000		\$700,000	
2024	RTD0010661		Operating	Greater Attleboro-Taunton Regional Transit Authority - Mobility Management	5307	\$175,000	\$140,000	\$140,000		
2024	RTD0010661		Operating	Greater Attleboro-Taunton Regional Transit Authority - Mobility Management	SCA	\$175,000	\$35,000		\$35,000	
2024	RTD0010653		RTA Facility & System Modernization	Greater Attleboro-Taunton Regional Transit Authority - Miscellaneous Support Equipment	5307	\$100,000	\$80,000	\$80,000		
2024	RTD0010653		RTA Facility & System Modernization	Greater Attleboro-Taunton Regional Transit Authority - Miscellaneous Support Equipment	RTACAP	\$100,000	\$20,000		\$20,000	
2024	RTD0010654		RTA Facility & System Modernization	Greater Attleboro-Taunton Regional Transit Authority - Short Range Transit Planning	5307	\$100,000	\$80,000	\$80,000		
2024	RTD0010654		RTA Facility & System Modernization	Greater Attleboro-Taunton Regional Transit Authority - Short Range Transit Planning	RTACAP	\$100,000	\$20,000		\$20,000	
2024	RTD0011418		RTA Facility & System Modernization	Greater Attleboro-Taunton Regional Transit Authority - East Maintenance Facility	RTACAP	\$600,000	\$600,000		\$600,000	



STIP Investments Report

Program Activity: Transit, 2024 Greater Attleboro-Taunton Regional Transit Authority

STIP: 2023 - 2027 (D)

Year	MassDOT Project ID	Municipality	Program	MassDOT Project Description	Funding Source	Total Project Cost	Total Programmed Funds	Federal Funds	State Funds	Other Funds
2024	RTD0010652	Attleboro	RTA Facility & Vehicle Maintenance	Greater Attleboro-Taunton Regional Transit Authority - Rehab-Renovation Attleboro Area Commuter Rail Stations	5337	\$1,288,500	\$1,030,800	\$1,030,800		
2024	RTD0010652	Attleboro	RTA Facility & Vehicle Maintenance	Greater Attleboro-Taunton Regional Transit Authority - Rehab-Renovation Attleboro Area Commuter Rail Stations	LF	\$1,288,500	\$257,700			\$257,700
2024	RTD0010655		RTA Fleet Upgrades	Greater Attleboro-Taunton Regional Transit Authority - Buy Replacement 35-FT Buses (2) - BEB	5307	\$1,800,000	\$1,440,000	\$1,440,000		
2024	RTD0010655		RTA Fleet Upgrades	Greater Attleboro-Taunton Regional Transit Authority - Buy Replacement 35-FT Buses (2) - BEB	RTACAP	\$1,800,000	\$360,000		\$360,000	
2024	RTD0010656		RTA Vehicle Replacement	Greater Attleboro-Taunton Regional Transit Authority - Buy Replacement Vans - 8	LF	\$530,000	\$530,000			\$530,000



STIP Investments Report

Program Activity: Transit, 2025 Greater Attleboro-Taunton Regional Transit Authority

STIP: 2023 - 2027 (D)

Year	MassDOT Project ID	Municipality	Program	MassDOT Project Description	Funding Source	Total Project Cost	Total Programmed Funds	Federal Funds	State Funds	Other Funds
Federal Fiscal Year 2025							\$13,719,054	\$8,998,530	\$3,926,391	\$794,133
Greater Attleboro-Taunton Regional Transit Authority							\$13,719,054	\$8,998,530	\$3,926,391	\$794,133
2025	RTD0010662		Operating	Greater Attleboro-Taunton Regional Transit Authority - Mobility Management	5307	\$175,000	\$140,000	\$140,000		
2025	RTD0010662		Operating	Greater Attleboro-Taunton Regional Transit Authority - Mobility Management	SCA	\$175,000	\$35,000		\$35,000	
2025	RTD0010663		Operating	Greater Attleboro-Taunton Regional Transit Authority - Non Fixed Route ADA Paratransit Operating	5307	\$1,650,000	\$1,320,000	\$1,320,000		
2025	RTD0010663		Operating	Greater Attleboro-Taunton Regional Transit Authority - Non Fixed Route ADA Paratransit Operating	SCA	\$1,650,000	\$330,000		\$330,000	
2025	RTD0010664		Operating	Greater Attleboro-Taunton Regional Transit Authority - Fixed Route Operating Assistance	5307	\$1,300,000	\$650,000	\$650,000		
2025	RTD0010664		Operating	Greater Attleboro-Taunton Regional Transit Authority - Fixed Route Operating Assistance	SCA	\$1,300,000	\$650,000		\$650,000	
2025	RTD0010666		Operating	Greater Attleboro-Taunton Regional Transit Authority - Preventative Maintenance	5307	\$5,600,000	\$4,480,000	\$4,480,000		
2025	RTD0010666		Operating	Greater Attleboro-Taunton Regional Transit Authority - Preventative Maintenance	SCA	\$5,600,000	\$1,120,000		\$1,120,000	
2025	RTD0010667		Operating	Greater Attleboro-Taunton Regional Transit Authority - Short Range Transit Planning	5307	\$100,000	\$80,000	\$80,000		
2025	RTD0010667		Operating	Greater Attleboro-Taunton Regional Transit Authority - Short Range Transit Planning	SCA	\$100,000	\$20,000		\$20,000	
2025	RTD0010668		RTA Facility & System Modernization	Greater Attleboro-Taunton Regional Transit Authority - Rehab-Renovation Attleboro Area Commuter Rail Stations	5337	\$1,310,663	\$1,048,530	\$1,048,530		
2025	RTD0010668		RTA Facility & System Modernization	Greater Attleboro-Taunton Regional Transit Authority - Rehab-Renovation Attleboro Area Commuter Rail Stations	LF	\$1,310,663	\$262,133			\$262,133
2025	RTD0011419		RTA Facility & System Modernization	Greater Attleboro-Taunton Regional Transit Authority - East Maintenance Facility	RTACAP	\$1,451,391	\$1,451,391		\$1,451,391	



STIP Investments Report

Program Activity: Transit, 2025 Greater Attleboro-Taunton Regional Transit Authority

STIP: 2023 - 2027 (D)

Year	MassDOT Project ID	Municipality	Program	MassDOT Project Description	Funding Source	Total Project Cost	Total Programmed Funds	Federal Funds	State Funds	Other Funds
2025	RTD0010665		RTA Fleet Upgrades	Greater Attleboro-Taunton Regional Transit Authority - Buy Replacement Vans - 8	LF	\$532,000	\$532,000			\$532,000
2025	RTD0010669		RTA Fleet Upgrades	Greater Attleboro-Taunton Regional Transit Authority - Buy Replacement 35-FT Buses (2) - BEB	5339	\$1,600,000	\$1,280,000	\$1,280,000		
2025	RTD0010669		RTA Fleet Upgrades	Greater Attleboro-Taunton Regional Transit Authority - Buy Replacement 35-FT Buses (2) - BEB	RTACAP	\$1,600,000	\$320,000		\$320,000	



STIP Investments Report

Program Activity: Transit, 2026 Greater Attleboro-Taunton Regional Transit Authority

STIP: 2023 - 2027 (D)

Year	MassDOT Project ID	Municipality	Program	MassDOT Project Description	Funding Source	Total Project Cost	Total Programmed Funds	Federal Funds	State Funds	Other Funds
Federal Fiscal Year 2026							\$10,050,350	\$6,850,000	\$2,575,350	\$625,000
Greater Attleboro-Taunton Regional Transit Authority							\$10,050,350	\$6,850,000	\$2,575,350	\$625,000
2026	RTD0010671		Operating	Greater Attleboro-Taunton Regional Transit Authority - Mobility Management	5307	\$175,000	\$140,000	\$140,000		
2026	RTD0010671		Operating	Greater Attleboro-Taunton Regional Transit Authority - Mobility Management	SCA	\$175,000	\$35,000		\$35,000	
2026	RTD0010672		Operating	Greater Attleboro-Taunton Regional Transit Authority - Short Range Transit Planning	5307	\$100,000	\$80,000	\$80,000		
2026	RTD0010672		Operating	Greater Attleboro-Taunton Regional Transit Authority - Short Range Transit Planning	SCA	\$100,000	\$20,000		\$20,000	
2026	RTD0010673		Operating	Greater Attleboro-Taunton Regional Transit Authority - Preventative Maintenance	5307	\$5,600,000	\$4,480,000	\$4,480,000		
2026	RTD0010673		Operating	Greater Attleboro-Taunton Regional Transit Authority - Preventative Maintenance	SCA	\$5,600,000	\$1,120,000		\$1,120,000	
2026	RTD0010674		Operating	Greater Attleboro-Taunton Regional Transit Authority - Non Fixed Route ADA Paratransit Operating	5307	\$1,650,000	\$1,320,000	\$1,320,000		
2026	RTD0010674		Operating	Greater Attleboro-Taunton Regional Transit Authority - Non Fixed Route ADA Paratransit Operating	SCA	\$1,650,000	\$330,000		\$330,000	
2026	RTD0010675		Operating	Greater Attleboro-Taunton Regional Transit Authority - Fixed Route Operating Assistance	5307	\$1,500,000	\$750,000	\$750,000		
2026	RTD0010675		Operating	Greater Attleboro-Taunton Regional Transit Authority - Fixed Route Operating Assistance	SCA	\$1,500,000	\$750,000		\$750,000	
2026	RTD0011420		RTA Facility & System Modernization	Greater Attleboro-Taunton Regional Transit Authority - East Maintenance Facility	RTACAP	\$300,350	\$300,350		\$300,350	
2026	RTD0010676		RTA Facility & Vehicle Maintenance	Greater Attleboro-Taunton Regional Transit Authority - Miscellaneous Support Equipment	5307	\$100,000	\$80,000	\$80,000		
2026	RTD0010676		RTA Facility & Vehicle Maintenance	Greater Attleboro-Taunton Regional Transit Authority - Miscellaneous Support Equipment	RTACAP	\$100,000	\$20,000		\$20,000	
2026	RTD0010677		RTA Vehicle Replacement	Greater Attleboro-Taunton Regional Transit Authority - Buy Replacement Vans - 8	LF	\$625,000	\$625,000			\$625,000



STIP Investments Report

Program Activity: Transit, 2027 Greater Attleboro-Taunton Regional Transit Authority

STIP: 2023 - 2027 (D)

Year	MassDOT Project ID	Municipality	Program	MassDOT Project Description	Funding Source	Total Project Cost	Total Programmed Funds	Federal Funds	State Funds	Other Funds
Federal Fiscal Year 2027							\$6,395,000	\$3,060,000	\$2,635,000	\$700,000
Greater Attleboro-Taunton Regional Transit Authority							\$6,395,000	\$3,060,000	\$2,635,000	\$700,000
2027	RTD0011412		Operating	Greater Attleboro-Taunton Regional Transit Authority - Non Fixed Route ADA Paratransit Operating	5307	\$1,650,000	\$1,320,000	\$1,320,000		
2027	RTD0011412		Operating	Greater Attleboro-Taunton Regional Transit Authority - Non Fixed Route ADA Paratransit Operating	SCA	\$1,650,000	\$330,000		\$330,000	
2027	RTD0011413		Operating	Greater Attleboro-Taunton Regional Transit Authority - Mobility Management	5307	\$175,000	\$140,000	\$140,000		
2027	RTD0011413		Operating	Greater Attleboro-Taunton Regional Transit Authority - Mobility Management	SCA	\$175,000	\$35,000		\$35,000	
2027	RTD0011415		Operating	Greater Attleboro-Taunton Regional Transit Authority - Short Range Transit Planning	5307	\$100,000	\$80,000	\$80,000		
2027	RTD0011415		Operating	Greater Attleboro-Taunton Regional Transit Authority - Short Range Transit Planning	SCA	\$100,000	\$20,000		\$20,000	
2027	RTD0011416		Operating	Greater Attleboro-Taunton Regional Transit Authority - Fixed Route Operating Assistance	SCA	\$750,000	\$750,000		\$750,000	
2027	RTD0011417		Operating	Greater Attleboro-Taunton Regional Transit Authority - Preventative Maintenance	SCA	\$1,120,000	\$1,120,000		\$1,120,000	
2027	RTD0011411		RTA Facility & Vehicle Maintenance	Greater Attleboro-Taunton Regional Transit Authority - Miscellaneous Support Equipment	5307	\$100,000	\$80,000	\$80,000		
2027	RTD0011411		RTA Facility & Vehicle Maintenance	Greater Attleboro-Taunton Regional Transit Authority - Miscellaneous Support Equipment	RTACAP	\$100,000	\$20,000		\$20,000	
2027	RTD0011422		RTA Fleet Upgrades	Greater Attleboro-Taunton Regional Transit Authority - Buy Replacement 35-FT Buses (2) - BEB	5307	\$1,800,000	\$1,440,000	\$1,440,000		
2027	RTD0011422		RTA Fleet Upgrades	Greater Attleboro-Taunton Regional Transit Authority - Buy Replacement 35-FT Buses (2) - BEB	RTACAP	\$1,800,000	\$360,000		\$360,000	
2027	RTD0011414		RTA Vehicle Replacement	Greater Attleboro-Taunton Regional Transit Authority - Buy Replacement Vans - 8	LF	\$700,000	\$700,000			\$700,000

APPENDIX M - TWENTY-ONE (21) DAY PUBLIC REVIEW - NOTICE OF AVAILABILITY AND PUBLIC COMMENTS



Christine Joy, President | Mary Waldron, Executive Director

(508) 583-1833

70 School Street, Brockton, MA 02301

www.ocpcrpa.org

April 19, 2022

NOTICE OF PUBLIC REVIEW AND COMMENT PERIOD

**FFY 2022-2026 TRANSPORTATION IMPROVEMENT PROGRAM (TIP) AMENDMENT 1
FFY 2023-2027 TRANSPORTATION IMPROVEMENT PROGRAM (TIP)**

Old Colony Planning Council (OCPC) is making the FFY 2022-2026 TIP Amendment 1 and the FFY 2023-2027 TIP available for a 21-Day Public Review and Comment Period. Copies will be available at <http://www.ocpcrpa.org/>, and/or upon request. This process will be used as Brockton Area Transit Authority's (BAT) public participation process. BAT, the Federal Transit Administration (FTA) Section 5307(c) applicant, has consulted with the Old Colony Metropolitan Planning Organization (MPO) and concurs that the public involvement process adopted by the MPO for development of the TIP satisfies the public hearing requirements that pertain to the development of the Program of Projects for the regular Section 5307, Urbanized Area Formula Program, grant applications including the provisions for public notice and the time established for public review and comment. Public notice of public involvement activities and time established for public review and comments on the TIP will satisfy the program of projects (POP) requirements. The public discussion of the TIP at meetings of the Old Colony Joint Transportation Committee (JTC) and Old Colony MPO satisfy the Program of Projects (POP) public hearing requirements of the FTA. A public meeting of the Old Colony JTC is scheduled for May 5, 2022 at 12 PM, and a public meeting of the Old Colony MPO is scheduled for May 17, 2022 at 10 AM to hear additional public comments and consider endorsement. Please contact Charles Kilmer at 508-583-1833 Extension 206 for information.

Please send written comments to:

Charles Kilmer
Old Colony Planning Council
70 School Street
Brockton, MA 02301
ckilmer@ocpcrpa.org

The Old Colony MPO fully complies with Title VI of the Civil Rights Act of 1964 and related statutes and regulations in all programs and activities. The Old Colony MPO operates without regard to race, color, or national origin (including limited English proficiency), age, sex, disability, ancestry, ethnicity, gender, gender identity or expression, sexual orientation, religion, creed, veteran's status, or background. Any person who believes him/herself or any specific class of persons, to be subject to discrimination prohibited by Title VI may by him/herself or by representative file a written complaint with the Old Colony MPO. Complaints are to be filed no later than 180 days from the date of the alleged discrimination. Please contact Pat Ciaramella at 508-583-1833 Extension 202 for more information.

LEGAL ADVERTISEMENTS

Notice of Twenty-One Day Public Review and Comment Period appeared in the following:

- **The Brockton Enterprise - April 19, 2022**
- **The Patriot Ledger - April 19, 2022**

LOCALiQ

NEW ENGLAND

PO Box 631210 Cincinnati, OH 45263-1210

PROOF OF PUBLICATION

Old Colony Planning Council
70 School Street
Brockton MA 02401-4097

STATE OF MASSACHUSETTS, COUNTY OF PLYMOUTH

The Enterprise, a newspaper printed and published in the city of Brockton, and of general circulation in the County of Plymouth, State of Massachusetts, and personal knowledge of the facts herein state and that the notice hereto annexed was Published in said newspapers in the issue:

04/19/2022

and that the fees charged are legal.

Sworn to and subscribed before on 04/19/2022

Legal Clerk

Notary, State of WI, County of Brown

My commission expires

Publication Cost: \$366.32

Order No: 7175038

Customer No: 673313

PO #:

Transportation Imp

of Copies:

-1

THIS IS NOT AN INVOICE!

Please do not use this form for payment remittance.

SARAH BERTELSEN
Notary Public
State of Wisconsin

TRANSPORTATION IMPROVEMENTS LEGAL NOTICE NOTICE OF PUBLIC REVIEW AND COMMENT PERIOD FFY 2022-2026 TRANSPORTATION IMPROVEMENT PROGRAM (TIP) AMENDMENT 1 FFY 2023-2027 TRANSPORTATION IMPROVEMENT PROGRAM (TIP)

Old Colony Planning Council (OCPC) is making the FFY 2022-2026 TIP Amendment 1 and the FFY 2023-2027 TIP available for a 21-Day Public Review and Comment Period. Copies will be available at <http://www.ocpcra.org/>, and/or upon request. This process will be used as Brockton Area Transit Authority's (BAT) public participation process. BAT, the Federal Transit Administration (FTA) Section 5307(c) applicant, has consulted with the Old Colony Metropolitan Planning Organization (MPO) and concurs that the public involvement process adopted by the MPO for development of the TIP satisfies the public hearing requirements that pertain to the development of the Program of Projects for the regular Section 5307, Urbanized Area Formula Program, grant applications including the provisions for public notice and the time established for public review and comment. Public notice of public involvement activities and time established for public review and comments on the TIP will satisfy the program of projects (POP) requirements. The public discussion of the TIP at meetings of the Old Colony Joint Transportation Committee (JTC) and Old Colony MPO satisfy the Program of Projects (POP) public hearing requirements of the FTA. A public meeting of the Old Colony JTC is scheduled for May 5, 2022 at 12 PM, and a public meeting of the Old Colony MPO is scheduled for May 17, 2022 at 10 AM to hear additional public comments and consider endorsement. Please contact Charles Kilmer at 508-583-1833 Extension 206 for information.

AD# 7175038
BE 04/19/2022

LOCALIQ

NEW ENGLAND

PO Box 631210 Cincinnati, OH 45263-1210

PROOF OF PUBLICATION

Old Colony Planning Council
70 School Street
Brockton MA 02401-4097

STATE OF MASSACHUSETTS, COUNTY OF NORFOLK

The Patriot Ledger, a newspaper printed and published in the city of Quincy, and of general circulation in the County of Norfolk, State of Massachusetts, and personal knowledge of the facts herein state and that the notice hereto annexed was Published in said newspapers in the issue:

04/19/2022

and that the fees charged are legal.

Sworn to and subscribed before on 04/19/2022

Legal Clerk

Notary, State of WI, County of Brown

My commission expires

Publication Cost: \$385.32

Order No: 7175079

Customer No: 673313

PO #: Kilmer, C

of Copies:

-1

THIS IS NOT AN INVOICE!

Please do not use this form for payment remittance.

SARAH BERTELSEN
Notary Public
State of Wisconsin

TRANSPORTATION IMPROVEMENT
LEGAL NOTICE
NOTICE OF PUBLIC REVIEW AND COMMENT PERIOD
FFY 2022-2026 TRANSPORTATION IMPROVEMENT
PROGRAM (TIP) AMENDMENT 1
FFY 2023-2027 TRANSPORTATION IMPROVEMENT
PROGRAM (TIP)

Old Colony Planning Council (OCPC) is making the FFY 2022-2026 TIP Amendment 1 and the FFY 2023-2027 TIP available for a 21-Day Public Review and Comment Period. Copies will be available at <http://www.ocpcra.org/>, and/or upon request. This process will be used as Brockton Area Transit Authority's (BAT) public participation process. BAT, the Federal Transit Administration (FTA) Section 5307(c) applicant, has consulted with the Old Colony Metropolitan Planning Organization (MPO) and concurs that the public involvement process adopted by the MPO for development of the TIP satisfies the public hearing requirements that pertain to the development of the Program of Projects for the regular Section 5307, Urbanized Area Formula Program, grant applications including the provisions for public notice and the time established for public review and comment. Public notice of public involvement activities and time established for public review and comments on the TIP will satisfy the program of projects (POP) requirements. The public discussion of the TIP at meetings of the Old Colony Joint Transportation Committee (JTC) and Old Colony MPO satisfy the Program of Projects (POP) public hearing requirements of the FTA. A public meeting of the Old Colony JTC, is scheduled for May 5, 2022 at 12 PM, and a public meeting of the Old Colony MPO is scheduled for May 17, 2022 at 10 AM to hear additional public comments and consider endorsement. Please contact Charles Kilmer at 508-583-1833 Extension 206 for information.

AD# 7175079
PL 04/19/2022

PUBLIC COMMENTS

Draft FFY 2023-2027 Old Colony Transportation Improvement Program (TIP)

Public Comment Matrix

Date	Name	Representation	Comment or Summary	Response
4/19/2022	Charlie Seelig	East Bridgewater	Given the potential development along Route 18 from Grove Street to the Whitman line in East Bridgewater, some consideration should be given for the reconstruction of Route 18 along this corridor. I understand that the traffic signal at Highland Street and Route 18 is on the list (not funded as of yet), but driving along this corridor showed me that the area needs a substantial upgrade ranging from turning lanes to upgrading the sidewalk system. The changes would provide improvements for users but also make it more attractive to development.	Noted. The MPO is seeking to include a Route 18 Corridor Study in the FFY 2023 Unified Planning Work Program. The corridor study area includes all of Route 18 in the communities of Bridgewater and East Bridgewater.
4/20/2022	Derek Krevat	MassDOT	<p>Please be advised the following two bridge project should be added to the FFY 2023-2027 TIP:</p> <ul style="list-style-type: none"> ▪ 605294: DUXBURY- BRIDGE REPLACEMENT, D-14-010 (48H & 48J), ROUTE 3 (PILGRIM HIGHWAY) NB/SB OVER FRANKLIN STREET ▪ 612006: DUXBURY- BRIDGE REPLACEMENT, D-14-003 (438), POWDER POINT AVENUE OVER DUXBURY BAY 	The two bridge projects will be added to the FFY 2023-2027 TIP.

Draft FFY 2023-2027 Old Colony Transportation Improvement Program (TIP)

Public Comment Matrix

4/21/2022	Marc Tisdelle, P.E.	Stoughton	<p>Intersection of Canton, Summer, and School Streets Intersection (Stoughton)</p> <p>The Town of Stoughton has encumbered for the 100% design of this critical intersection. Our consultant has started the 25% Design Phase. This intersection has been one of our top priority intersections for many years now due to the significant safety concerns and operational issues. We strongly urge the MPO to incorporate this intersection into the 2023-2027 TIP.</p> <p>(Full comment is provided in its entirety following this summary table).</p>	<p>Thank you for the comments. The MPO fully recognizes and understands the importance of this project.</p> <p>The MPO reviewed two scenarios for the preferred set of projects. Scenario One included the Intersection of Canton, Summer, and School Streets Intersection.</p> <p>The MPO selected Scenario Two, which did not ultimately include the intersection in question. However, the MPO will consider programming of this project should additional funding be realized in the FFY 2023-2027.</p> <p>Should additional funding not be realized, the MPO will certainly seek to program the project in the</p>
-----------	---------------------	-----------	---	---

Draft FFY 2023-2027 Old Colony Transportation Improvement Program (TIP)

Public Comment Matrix

				FFY 2024-2028 TIP and would advise the Town to continue with the design and notes that project readiness is an important factor in project selection.
4/27/2022	Old Colony Planning Council (OCPC) Board of Directors	Old Colony Region	<p>The OCPC Board of Directors, at their public meeting on April 27, 2022, reviewed and approved the FFY 2023-2027 Old Colony TIP.</p> <p>An inquiry was made as to the programming of Avon - 611979.</p> <p>An inquiry was made as to the funding of the bridge projects.</p>	<p>Noted.</p> <p>Avon – 611979 is programmed in FFY 2026.</p> <p>Regional target funds are not typically used to fund bridge projects.</p>
5/2/2022	Andrew Reovan	FHWA	Reviewed and provided comments and suggestions. Please see attached comment list for detail.	Noted. Thank you for the review and comments. Staff is working to align Final TIP with provided comments and suggestions.
5/5/2022	Old Colony Joint Transportation (JTC)	Old Colony Region	The Old Colony JTC, at their public meeting on May 5, 2022, reviewed and approved the FFY 2023-2027 Old Colony TIP.	Noted.
5/5/2022	Derek Shooster	MassDOT	Reviewed and provided MPO Liaison TIP Checklist. Please see attached checklist for detail.	Noted. Thank you for the review and provision of Checklist and Comment.

Draft FFY 2023-2027 Old Colony Transportation Improvement Program (TIP)

Public Comment Matrix

				Staff is working to align Final TIP with provided comments and suggestions.
5/16/2022	Glenn Geiler	BAT	<p>BAT Is coordinating with MassDOT Rail & Transit and has submitted the requests for the addition of operating assistance to FFYs 2026 and 2027 as follows:</p> <ul style="list-style-type: none"> ▪ FFY 2026 \$3,000,000 ▪ FFY 2027 \$3,000,000 	Noted. The MPO will work to include the operating assistance in the FFY 2023-2027 TIP.

Comments as of Close of Business (COB) on May 16, 2022

Draft FFY 2023-2027 Old Colony Transportation Improvement Program (TIP)

Public Comment Matrix


Marc Tisdelle, P.E., Town of Stoughton

April 21, 2022 via Online Public Comment Form - Regarding the Intersection of Canton, Summer, and School Streets Intersection (Stoughton)

The Town of Stoughton has encumbered for the 100% design of this critical intersection. Our consultant has started the 25% Design Phase. This intersection has been one of our top priority intersections for many years now due to the significant safety concerns and operational issues. We strongly urge the MPO to incorporate this intersection into the 2023-2027 TIP. The intersection has been prioritized in our Master Plan and is consistent with the 2020 Old Colony Planning Council Regional Policy Plan (LRTP) and the 2018 Old Colony Planning Council Regional Policy Plan (RPP). Additionally, the Town is committed to this project and has spent a considerable amount of Town funds completing studies, surveys, and preliminary design plans. This intersection has the highest crash rate of all our intersections in Town and also operates at a Level of Service F during the peak hours of the day. Other deficiencies include poor sight distance, geometry, vague traffic control, queuing to an active train track, high volumes of truck traffic, poor access management, vehicle speeding, and a lack of pedestrian/ bike accommodations. The improvements will make this intersection a much safer intersection for all modes of traffic including vehicles, bicyclists and pedestrians. Specifically, the proposed improvements will consist of a fully actuated traffic signal with split phasing operations and MUTCD compliant pedestrian phasing with crosswalks. The proposed signal will most likely have a pre-signal due to the proximity of the railroad intersection located on School Street. Other improvements to the intersection will include the geometry alignment improvements, operational improvements by making Sumner Street one-way, sidewalk construction with ADA-compliant curb ramps and bicycle accommodations. The improvements will not only make this a much safer intersection but will greatly enhance the capacity and operations of the intersection and the surrounding area.


Summary of Comments on A._Introduction


Page: 4

 Author: Andrew.Reovan Subject: Sticky Note Date: 5/2/2022 3:25:07 PM

Should the draft TIP be posted to MPO website (<http://www.ocpcrpa.org/mpo.html>) during public comment period. Direct link (http://www.ocpcrpa.org/docs/mpo/Draft_FFY_2023-2027_Old_Colony_TIP.pdf) does not seem to be referenced on that page.


Our review found that the draft document is not currently a tagged PDF. Please ensure final TIP is accessible for screen readers and meets MPO accessibility requirements.

 Author: Andrew.Reovan Subject: Highlight Date: 4/28/2022 11:28:48 AM
is this 1.2 referring to the section? Typo?

 Author: Andrew.Reovan Subject: Highlight Date: 4/28/2022 11:33:54 AM
Official program name is "National Highway Freight Program" (NHFP) 23 U.S.C. §167


Author: Andrew.Reovan Subject: Sticky Note Date: 4/28/2022 11:36:38 AM


For this analysis (Tables 6-9), is this only performed on projects funded under the regional target? Or include statewide funding as well? NFA?


 Author: Andrew.Reovan Subject: Highlight Date: 5/2/2022 3:26:11 PM

Tables 11, 12, 13 (pp 37-38); transit funding is not yet populated in the draft. Please ensure accuracy for final TIP.

Appendix E is not yet populated. Note 23 CFR 450.326(j) requires estimates for both highways and **public transportation**.

 Author: Andrew.Reovan Subject: Highlight Date: 4/28/2022 11:42:33 AM
please ensure accuracy before final endorsement

 Author: Andrew.Reovan Subject: Sticky Note Date: 5/2/2022 3:26:46 PM
Note: 23 CFR 450.326(j) requires estimates for both Fed-aid highways and **public transportation** (see earlier comment).

 Author: Andrew.Reovan Subject: Sticky Note Date: 4/28/2022 11:47:32 AM
Will this be updated at the end of FY2022?

In the TIP document directly, or just posted to the website?

MPO Liaison TIP Review Checklist

Completeness

ID	Review Item	Comments	Reference
A1	* Table of Contents is accurate and internally-linked.	Please ensure items in the Table of Contents are internally-linked.	✓ -- for use in column B
A2	* Document has no broken links.		✗ -- for use in column B
A3	* MPO self certification statement is included.		
A4	* GHG certification is included.		
A5	* Air Quality Conformity statement is included.		
A6	* Document has no text or image placeholders.	1) Please update Table 12, Table 13. 2) Appendix E is blank	
A7	* Charts, tables, and maps are legible and properly annotated.		
A8	* Document passes an accessible check.		
A9	* Document is available in relevant languages per the MPO's Title VI Plan.	Please fix directions for translation information for Simplified Chinese and Cambodian.	
A10	* List of MPO members is current.	Please include a list of members with both names and organization they represent.	
A11	* Signatory sheet is included and accurate.		
A12	* Acronyms and partner agency lists are up to date.		
A13	* Dates listed w/in TIP reflect FFY 2023–2027.		

Narrative

ID	Review Item	Comments	Reference
B1	* TIP outlines MPO institutional organization.		
B2	* TIP links back to national planning factors.		
B3	* TIP references the RTP and the UPWP.		
		Typos: 1) Page 2 (BIL, National Planning Factors, and Performance Based Planning section): The 1.2 Bipartisan Infrastructure Law ? 2) Page 10 (PM3 section): Second to last sentence of the second paragraph, "The" 3) Appendix N title page: "Definition"	
B4	* TIP narrative is concise and reader-friendly.		
B5	* TIP discusses evaluation scoring.		
B6	* TIP includes project scoring table.		
B7	* TIP describes public participation process.		
B8	* TIP includes procedures for adjustments and amendments, including any deviations from MassDOT guidelines.		
B9	* TIP describes funding sources accurately.	Please include new programs under BIL such as PROTECT grants and Carbon Reduction Program under the Highway Funding Programs section.	https://www.fhwa.dot.gov/specialfunding/

Performance Measurement			
ID	Review Item	Comments	Reference
C1	✓ * TIP includes discussion of target-setting process.		
C2	✓ * TIP references relevant Transit Asset Management (TAM) Plans and includes all TAM Plan targets.		https://www.transit.dot.gov/TAM/TAMPlans
C3	✓ * TIP references relevant Public Transportation Agency Safety Plans (PTASPs) and includes all PTASP targets		https://www.transit.dot.gov/PTASP
C4	✗ * TIP includes current adopted performance targets.	Please ensure the Performance Measures reflect the most recent revision. Current measures for Interstate Pavement in good condition in Table 1 should be updated. Current measures for Bridges in good and poor condition in Table 2 should be updated. Values in Table 3 should reflect the most recent revision.	PM1, PM2, PM3, TAM, and any regionally-derived targets
C5	✓ * TIP discusses relationship between performance targets and project selection.		
C6	✗ Discussion on performance measures compares regional data to statewide data where available.	For PM1 please present regional data and compare them to statewide data.	

Project Listing			
ID	Review Item	Comments	Reference
D1	✓ * Financial projections align with MassDOT guidance.	Please verify that all cost and TIP financials are up to date after May 6th.	
D2	✓ * TIP template is formatted correctly.		
D3	✓ * Projects use MassDOT ProjectInfo TFPCs.		
D4	✓ * Out year expenditures have the appropriate inflation		2024: 4%; 2025: 8%; 2026: 12%; 2027: 16%
D5	✓ * Projects use MassDOT ProjectInfo description.		
D6	✗ * Additional comment field contains all necessary info.	When exporting the STIP Investment Reports please check Add'l Information check box.	Total cost, AC, Year-of-expenditure, TEC scores
D7	✓ * MassDOT projects are (accurately) included into regional template.		
D8	✓ * Regional target projects adhere to Readiness Days feedback.		
D9	✓ * List includes all projects, including FLAP, FLTP, and Tribal projects.		
D10	✗ * Transit TIP is formatted properly.	Transit project list will need revision, please export STIP Investment Transit Report from eSTIP and include Additional Information.	Should be unchanged from GrantsPlus

Impact Analysis			
ID	Review Item	Comments	Reference
E1	✓ * TIP includes GHG certification.		

E2	✓	*	GHG analysis is available for all (and only) funded projects.		
E3	✗	*	All projects are appropriately labeled as qualitative or quantitative.	1) Please ensure all projects are labeled as either qualitative or quantitative. Project with no impact should be listed as qualitative. 2) All GHG reduction numbers should be positive and GHG increase numbers should be negative and reported as kg/year (as generated in the CMAQ spreadsheets). Please refer to the TIP Greenhouse Gas Assessment and Reporting Guidance.	
E4	✗	*	Transit projects have been analyzed for GHG.	Please provide GHG analysis for transit projects.	
E5	✓	*	Past and current TIP projects have been analyzed for geographic equity, including a relevant table of programming by municipality.		
E6	✓	*	Past and current TIP projects have been analyzed for social equity.		
E7	✓	*	Social equity analysis considers Title VI / language access.		
E8	✓	*	Social equity analysis considers EJ populations, including both federal and state definitions.		
E9	✓	*	Equity analysis includes a narrative to accompany any figures.		

* indicates required by state or federal regulation.

**APPENDIX N - TIP PROJECT REVISION AND DEFINITION PROCEDURES,
AND APPROVED ADJUSTMENTS, ADMINISTRATIVE MODIFICATIONS,
AND AMENDMENTS**

MassDOT State Transportation Improvement Program (STIP) Project Revision Definitions and Procedures

The STIP is a “living” document and is likely to be modified during the course of the year. The definitions and procedures outlined in this section are followed when project based revisions to the STIP are necessary.

Definitions of STIP Revision Procedures

Amendment: A revision to the State Transportation Improvement Program (STIP) that requires public review and demonstration of financial constraint. The public process for a STIP amendment requires a publicly advertised 21-day public comment period and for MassDOT to address any public commentary prior to sending to the Federal Highway Administration (FHWA) and Federal Transit Administration (FTA) for review and approval.

Adjustment: A revision to the STIP that does not require a public process, but that is required to be included in a MassDOT STIP action with a demonstration of financial constraint for FHWA/FTA approval.

Administrative Modification: A revision to the STIP that is minor enough in nature to require neither a public process nor FHWA/FTA approval, but that does involve a notification to federal partners.

Highway Project STIP Revision Definitions and Procedures

Type of Revision	Definition	Procedure	Notes
Major Project Cost Change	Increase or decrease of \$500,000 or greater for projects programmed under \$5,000,000 and greater than 10% of the total cost for projects programmed over \$5,000,000.	Amendment	The “increase” or “decrease” in cost is relative to the Total Federal Participating Cost (TFPC) of a project.
Minor Project Cost Change	Increase or decrease of \$499,999 or less for projects programmed under \$5,000,000 and less than 10% of the total cost for projects programmed over \$5,000,000.	Adjustment	See above.
Project Description Change	Change in the description of the project as it is listed in the STIP.	Adjustment or Administrative Modification	Project description changes are treated as administrative modifications for minor changes (e.g. spelling errors, more detailed descriptions, adding mile-markers, etc.).
Major Project Scope Change	A revision to the project scope large enough to necessitate an additional review by MassDOT’s Project Review Committee (PRC) – typically accompanied by major project cost change.	Amendment	In some cases, a major scope change will require the initiation of a new project through MassDOT’s Project Initiation Form (PIF), and review/approval by PRC. This would require deactivation and removal of the currently programmed project.
Minor Project Scope Change	A minor revision to the project scope that does not significantly alter the original PRC-approved scope of work.	Adjustment	In many cases, changes in this category will also include a minor cost change.
Project Addition	The programming of a new project in any federal fiscal year of the active TIP.	Amendment or Adjustment	Project additions are treated as amendments if the project was not part of any previously approved STIP that has been vetted through the public process.
Project Removal	The removal of a project in any federal fiscal year of the active TIP.	Amendment	Exception: if a project is removed from an active TIP or the STIP due to it being previously advanced/advertised, or is moved to the statewide list from a regional TIP, the action would be considered an adjustment.
Change in Funding Source	A change in the project’s funding source, including federal and non-federal sources which fall within the project cost change revisions listed above.	Adjustment	Changes in funding sources for projects are permissible for advertisement purposes if the FHWA Division Office has been consulted.
Change in Additional Information	A change in any item listed in the “Additional Information” column of the STIP not covered in any other item listed here (e.g. earmark details, project proponent, etc.)	Administrative Modification	N/A
Change in Year of Programming	Moving a currently programmed project earlier or later than an originally programmed year.	Amendment	Changes to a project delivery schedule (advancement or delay) requires an amendment for the change in programmed FFY.

Transit Project STIP Revision Definitions and Procedures

Type of Revision	Definition	Procedure	Notes
Major Project Cost Change	Increase or decrease of \$500,000 or greater for projects under \$5,000,000 and greater than 10% of the total cost for projects exceeding \$5,000,000.	Amendment	The “increase” or “decrease” in cost is relative to the combined federal and non-federal aid participating cost of the project.
Minor Project Cost Change	Increase or decrease of \$499,999 or less for projects under \$5,000,000 and less than 10% of the total cost for projects exceeding \$5,000,000.	Adjustment	See above.
Project Description Change	Change in the description of the project as it is listed in the STIP.	Adjustment or Administrative Modification	Project description changes are treated as administrative modifications for minor changes (e.g. spelling errors, more detailed descriptions, etc.).
Major Project Scope Change	A revision to the project scope deemed large enough to require public review and comment (e.g. changing the number of stations)	Amendment	In many cases, changes in this category will also include a major cost change.
Minor Project Scope Change	A minor revision to the project scope that does not significantly alter the original scope of work (e.g. changes to the bus model for vehicle replacement projects).	Adjustment	In many cases, changes in this category will also include a minor cost change.
Project Addition	The programming of a new project in any federal fiscal year of the current TIP.	Amendment or Adjustment	Project additions are treated as amendments if the project was not part of any previously approved STIP that has been vetted through the public process.
Project Removal	The removal of a project in any federal fiscal year of the current TIP.	Amendment	Exception: if a project is removed from a TIP or the STIP due to it being previously advanced/advertised, or is moved to the statewide list from a regional TIP, the action would be considered an adjustment.
Change in Funding Source	Change in the funding source, including federal and non-federal sources that fall within project cost change revisions listed in the first two rows.	Adjustment	Changes in funding sources for projects are permissible for obligation purposes with written notice from the FTA region office.
Change in Year of Programming	Moving a currently programmed project earlier or later than the originally programmed year.	Amendment or Adjustment	<p>Note: Federal funds shall be programmed in the federal fiscal year in which the award will occur.</p> <p>Changes in year of programming are only treated as adjustments if they involve advancing federal funds to align with the year of the grant award.</p>

Exceptions

Although MassDOT typically holds a 21-day public comment period for amendments, in the event of extenuating circumstances beyond the agency's control, the comment period may be shortened or waived in consultation with FHWA Division Office and/or the FTA Regional Office. Additionally, MassDOT may make exceptions to the procedures outlined above and treat amendments as adjustments and/or adjustments as administrative modifications, but these exceptions will also require coordination with and concurrence by MassDOT's federal partners and the affected MPO.

OLD COLONY METROPOLITAN PLANNING ORGANIZATION (MPO)

FFY 2023-2027

OLD COLONY

TRANSPORTATION IMPROVEMENT

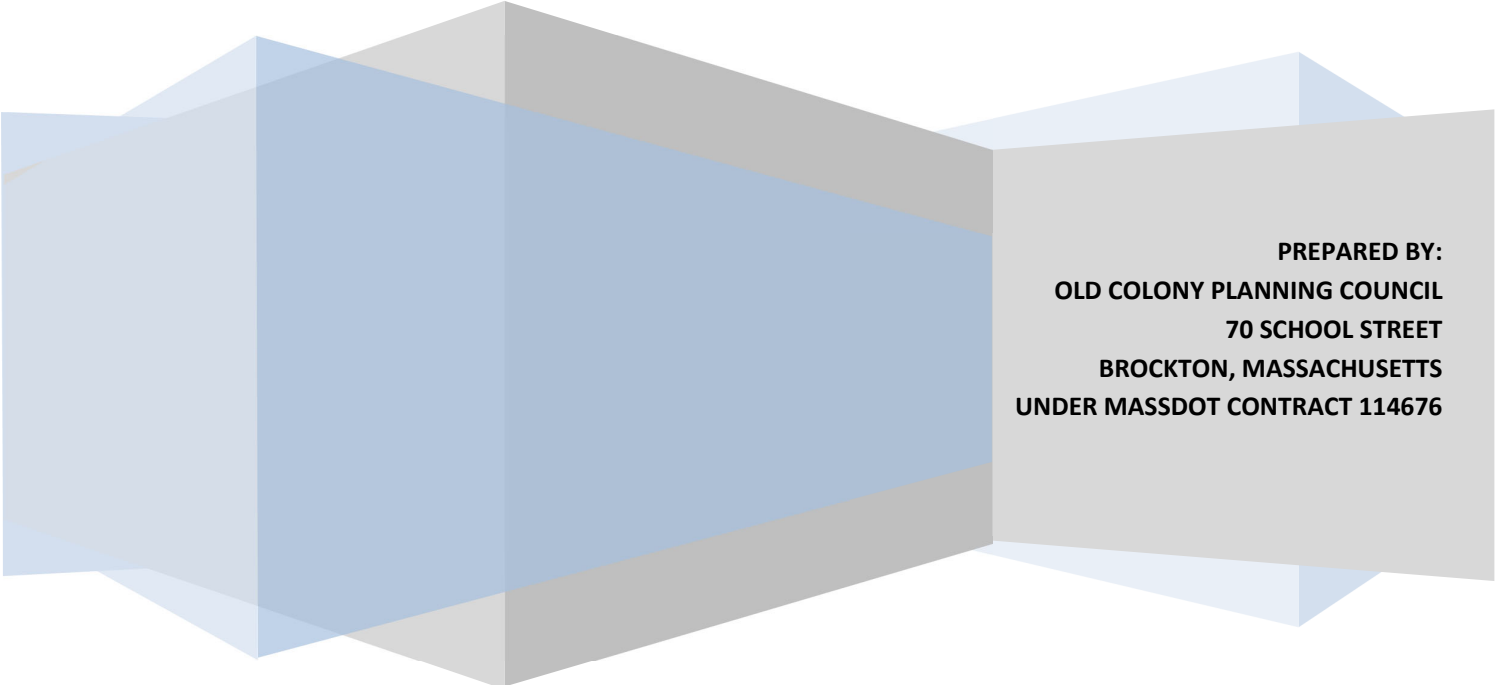
PROGRAM (TIP)

ADJUSTMENT 1

ENDORSED BY THE OLD COLONY MPO ON DECEMBER 20, 2022

PREPARED IN COOPERATION WITH:

- **BROCKTON AREA TRANSIT AUTHORITY (BAT)**
- **FEDERAL HIGHWAY ADMINISTRATION (FHWA)**
- **FEDERAL TRANSIT ADMINISTRATION (FTA)**
- **MASSACHUSETTS DEPARTMENT OF TRANSPORTATION (MASSDOT)**
- **OLD COLONY PLANNING COUNCIL (OCPC)**



**PREPARED BY:
OLD COLONY PLANNING COUNCIL
70 SCHOOL STREET
BROCKTON, MASSACHUSETTS
UNDER MASSDOT CONTRACT 114676**

OLD COLONY METROPOLITAN PLANNING ORGANIZATION (MPO)

FFY 2023-2027 OLD COLONY TRANSPORTATION IMPROVEMENT PROGRAM (TIP)

ENDORSEMENT OF

FFY 2023-2027 OLD COLONY TRANSPORTATION IMPROVEMENT PROGRAM (TIP)

ADJUSTMENT 1

This is to certify that the Signatories of the Old Colony Metropolitan Planning Organization, at their Old Colony MPO meeting on December 20, 2022 hereby approve and endorse the FFY 2023-2027 Old Colony Transportation Improvement Program (TIP) Adjustment 1 in its entirety for the Old Colony Region, in accordance with the certified 3C Transportation Planning Process.



Jamey Tesler, Secretary and CEO
Massachusetts Department of Transportation (MassDOT);
Chair, Old Colony Metropolitan Planning Organization (OCMPO)

Date

FFY 2023-2027 OLD COLONY TRANSPORTATION IMPROVEMENT PROGRAM (TIP) ADJUSTMENT 1

The Old Colony Transportation Improvement Program (TIP) is a program of capital improvements and operating assistance for the transportation system in the Old Colony Region. The Old Colony TIP lists projects (highway, bridge, and transit) and operational assistance that receive federal funds and may list some projects that do not receive federal funds.

ADJUSTMENT 1 MAKES THE FOLLOWING CHANGE:

FFY 2023

1. BROCKTON AREA TRANSIT (BAT) - BAT - TERMINAL, INTERMODAL (TRANSIT)
 - ADJUSTMENT: INCREASE COST FROM \$100,000 TO \$127,000 (Increase State (RTACAP) from \$20,000 to \$47,000). The resulting costs are: \$80,000 Federal, and \$47,000 State (RTACAP)



STIP Investments Report
 Program Activity: Transit, 2023 Brockton Area Transit

Old Colony TIP Adjustment 1 - December 20, 2022

STIP: 2023 - 2027 (A) Revision 1+

Year	MassDOT Project ID	Program	MassDOT Project Description	Funding Source	Total Project Cost	Total Programmed Funds	Federal Funds	State Funds	Adjustments/ Amendments
Federal Fiscal Year 2023						\$8,577,000	\$4,650,000	\$3,927,000	
Brockton Area Transit						\$8,577,000	\$4,650,000	\$3,927,000	
2023	RTD0011330	RTA Facility & Vehicle Maintenance	BAT - ACQUIRE MISC SUPPORT EQUIPMENT	5307	\$100,000	\$80,000	\$80,000		
2023	RTD0011330	RTA Facility & Vehicle Maintenance	BAT - ACQUIRE MISC SUPPORT EQUIPMENT	RTACAP	\$100,000	\$20,000		\$20,000	
2023	RTD0011331	RTA Facility & Vehicle Maintenance	BAT - BUY ASSOC CAP MAINT ITEMS	5307	\$50,000	\$40,000	\$40,000		
2023	RTD0011331	RTA Facility & Vehicle Maintenance	BAT - BUY ASSOC CAP MAINT ITEMS	RTACAP	\$50,000	\$10,000		\$10,000	
2023	RTD0011332	RTA Facility & Vehicle Maintenance	BAT - ACQUIRE-SHOP EQUIPMENT	5307	\$500,000	\$400,000	\$400,000		
2023	RTD0011332	RTA Facility & Vehicle Maintenance	BAT - ACQUIRE-SHOP EQUIPMENT	RTACAP	\$500,000	\$100,000		\$100,000	
2023	RTD0011333	RTA Facility & Vehicle Maintenance	BAT - TERMINAL, INTERMODAL (TRANSIT)	5307	\$127,000	\$80,000	\$80,000		Increase Total Project Cost from \$100,000 to \$127,000.
2023	RTD0011333	RTA Facility & Vehicle Maintenance	BAT - TERMINAL, INTERMODAL (TRANSIT)	RTACAP	\$127,000	\$47,000		\$47,000	Increase Total Project Cost from \$100,000 to \$127,000 (Increase RTACAP from \$20,000 to \$47,000)
2023	RTD0011334	RTA Facility & Vehicle Maintenance	BAT - REHAB RENOVATE MAINTENANCE FACILITY	5307	\$500,000	\$400,000	\$400,000		
2023	RTD0011334	RTA Facility & Vehicle Maintenance	BAT - REHAB RENOVATE MAINTENANCE FACILITY	RTACAP	\$500,000	\$100,000		\$100,000	
2023	RTD0011361	RTA Fleet Upgrades	BAT - BUY REPLACEMENT 35-FT BUS ELECTRIC (6)	5307	\$6,500,000	\$3,250,000	\$3,250,000		
2023	RTD0011361	RTA Fleet Upgrades	BAT - BUY REPLACEMENT 35-FT BUS ELECTRIC (6)	RTACAP	\$6,500,000	\$3,250,000		\$3,250,000	
2023	RTD0011362	RTA Facility & System Modernization	BAT - PURCHASE MISC ELEC/POWER EQUIP	5307	\$800,000	\$400,000	\$400,000		
2023	RTD0011362	RTA Facility & System Modernization	BAT - PURCHASE MISC ELEC/POWER EQUIP	RTACAP	\$800,000	\$400,000		\$400,000	

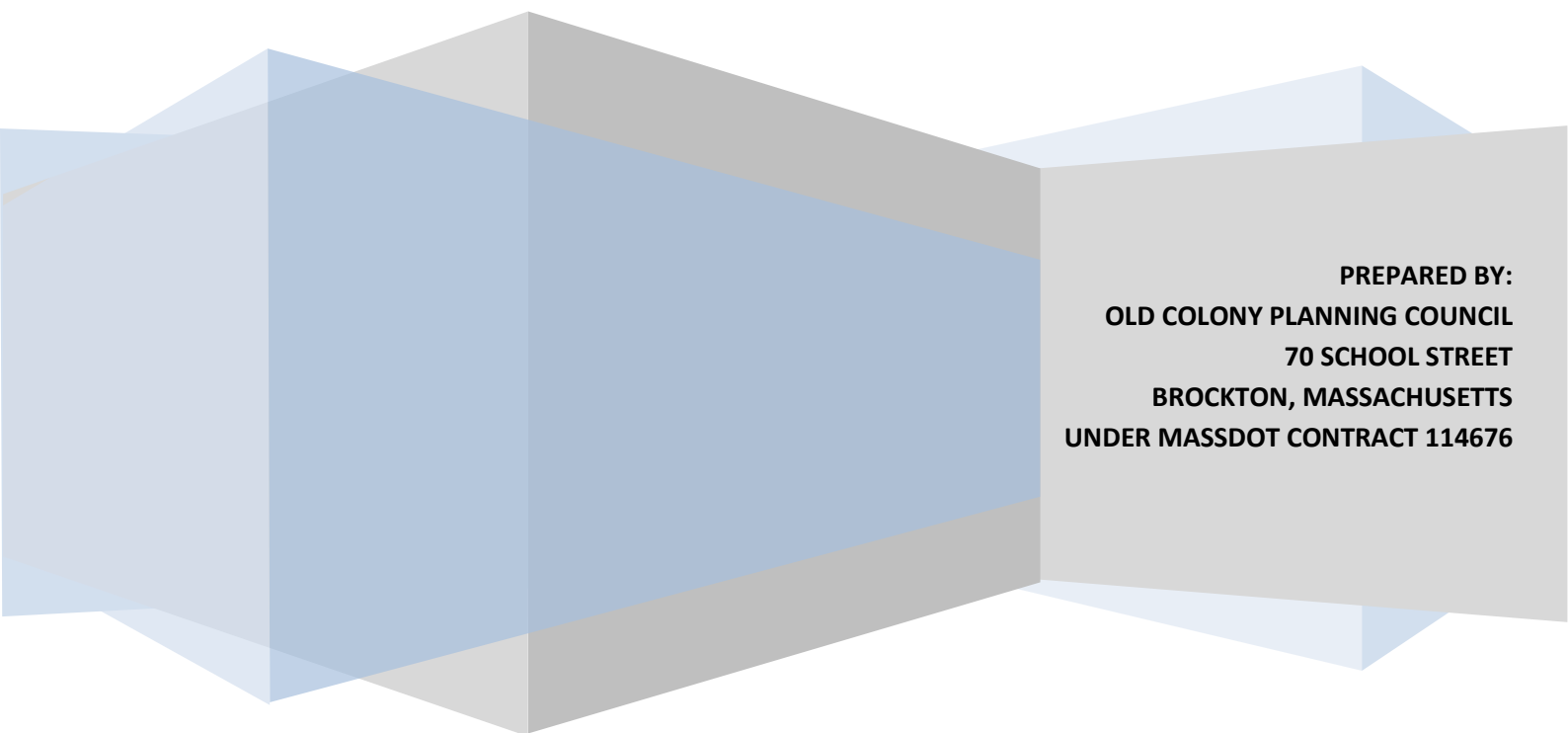
OLD COLONY METROPOLITAN PLANNING ORGANIZATION (MPO)

FFY 2023-2027 OLD COLONY TRANSPORTATION IMPROVEMENT PROGRAM (TIP) AMENDMENT 1

ENDORSED BY THE OLD COLONY MPO ON FEBRUARY 21, 2023

PREPARED IN COOPERATION WITH:

- **BROCKTON AREA TRANSIT AUTHORITY (BAT)**
- **FEDERAL HIGHWAY ADMINISTRATION (FHWA)**
- **FEDERAL TRANSIT ADMINISTRATION (FTA)**
- **MASSACHUSETTS DEPARTMENT OF TRANSPORTATION (MASSDOT)**
- **OLD COLONY PLANNING COUNCIL (OCPC)**



**PREPARED BY:
OLD COLONY PLANNING COUNCIL
70 SCHOOL STREET
BROCKTON, MASSACHUSETTS
UNDER MASSDOT CONTRACT 114676**


OLD COLONY METROPOLITAN PLANNING ORGANIZATION (MPO)

FFY 2023-2027 OLD COLONY TRANSPORTATION IMPROVEMENT PROGRAM (TIP)

ENDORSEMENT OF

**FFY 2023-2027 OLD COLONY TRANSPORTATION IMPROVEMENT PROGRAM (TIP)
AMENDMENT 1**

This is to certify that the Signatories of the Old Colony Metropolitan Planning Organization, at their Old Colony MPO meeting on February 21, 2023 hereby approve and endorse the FFY 2023-2027 Old Colony Transportation Improvement Program (TIP) Amendment 1 in its entirety for the Old Colony Region, in accordance with the certified 3C Transportation Planning Process.



Gina Fiandaca, Secretary and CEO
Massachusetts Department of Transportation (MassDOT);
Chair, Old Colony Metropolitan Planning Organization (OCMPO)

2/21/23
Date



Valerie Massard, AICP, President | Mary Waldron, Executive Director

(508) 583-1833

70 School Street, Brockton, MA 02301

www.oldcolonyplanning.org

January 17, 2023

NOTICE OF PUBLIC REVIEW AND COMMENT PERIOD
FFY 2023-2027 TRANSPORTATION IMPROVEMENT PROGRAM (TIP) AMENDMENT 1

Old Colony Planning Council (OCPC) is making the FFY 2023-2026 TIP Amendment 1 available for a Public Review and Comment. Copies will be available at <http://www.oldcolonyplanning.org/>, and/or upon request. This process will be used as Brockton Area Transit Authority's (BAT) public participation process. BAT, the Federal Transit Administration (FTA) Section 5307(c) applicant, has consulted with the Old Colony Metropolitan Planning Organization (MPO) and concurs that the public involvement process adopted by the MPO for development of the TIP satisfies the public hearing requirements that pertain to the development of the Program of Projects for the regular Section 5307, Urbanized Area Formula Program, grant applications including the provisions for public notice and the time established for public review and comment. Public notice of public involvement activities and time established for public review and comments on the TIP will satisfy the program of projects (POP) requirements. The public discussion of the TIP at meetings of the Old Colony Joint Transportation Committee (JTC) and Old Colony MPO satisfy the Program of Projects (POP) public hearing requirements of the FTA. A public meeting of the Old Colony MPO is scheduled for July 19, 2022 at 10:00 AM. Please contact Charles Kilmer at (774) 539-5126 for information.

Please send written comments to:

William McNulty
Old Colony Planning Council
70 School Street
Brockton, MA 02301
wmcnulty@ocpcrpa.org

The Old Colony MPO fully complies with Title VI of the Civil Rights Act of 1964 and related statutes and regulations in all programs and activities. The Old Colony MPO operates without regard to race, color, or national origin (including limited English proficiency), age, sex, disability, ancestry, ethnicity, gender, gender identity or expression, sexual orientation, religion, creed, veteran's status, or background. Any person who believes him/herself or any specific class of persons, to be subject to discrimination prohibited by Title VI may by him/herself or by representative file a written complaint with the Old Colony MPO. Complaints are to be filed no later than 180 days from the date of the alleged discrimination. Please contact Pat Ciaramella at 508-583-1833 Extension 202 for more information.

Old Colony FFY 2023 – 2027 Transportation Improvement Program (TIP)
Proposed Amendment 1
January 17, 2023

The Old Colony Transportation Improvement Program (TIP) is a program of capital improvements and operating assistance for the transportation system in the Old Colony Region. The Old Colony TIP lists projects (highway, bridge, and transit) and operational assistance that receive federal funds and may list some projects that do not receive federal funds.

FFY 2023

5310

1. BRIDGEWATER COUNCIL ON AGING

- AMENDMENT: ADD PROJECT – UDNING FOR STAFF SALARIES, OUTREACH AND PROMOTIONAL MATERIALS, AND PARATRANSIT SCHEDULING SOFTWARE FOR A PROGRAM TO PROVIDE WEEKLY SHUTTLES AND ON-DEMAND TRIPS
- COST IS \$27,600 (\$22,080 FEDERAL: \$5,520 LOCAL)

2. BROCKTON AREA TRANSIT (BAT)

- AMENDMENT: ADD PROJECT – EXPAND SERVICE TO TOWN OF ROCKLAND
- COST IS \$275,000 (\$137,500 FEDERAL: \$137,500 LOCAL)

3. OLD COLONY PLANNING COUNCIL (OCPC)

- AMENDMENT: ADD PROJECT - OPERATING ASSISTANCE FOR VOLUNTEER TRANSPORTATION PROGRAM (VTP)
- COST IS \$60,000 (\$30,000 FEDERAL: \$30,000 LOCAL)

4. SOUTH SHORE COMMUNITY ACTION COUNCIL (SSCAC)

- AMENDMENT: ADD PROJECT - OPERATING ASSISTANCE TO SUPPORT SSCAC TRANSPORTATION PROGRAM
- COST IS \$250,000 (\$125,000 FEDERAL: \$125,000 LOCAL)

**Transportation Improvement Program (TIP)
Project List (FFY 2023)**

**Revised TIP Adjustment 1
Proposed TIP Amendment 1**

STIP: 2023 - 2027 (A) Revision 4+

Year	MassDOT Project ID	Municipality	Program	MassDOT Project Description	Funding Source	Total Project Cost	Total Programmed Funds	Federal Funds	State Funds	Other Funds
Federal Fiscal Year 2023							\$9,189,600	\$4,964,580	\$3,927,000	\$298,020
Brockton Area Transit							\$9,189,600	\$4,964,580	\$3,927,000	\$298,020
2023	RTD0011330		RTA Facility & Vehicle Maintenance	BAT - ACQUIRE MISC SUPPORT EQUIPMENT	5307	\$100,000	\$80,000	\$80,000		
2023	RTD0011330		RTA Facility & Vehicle Maintenance	BAT - ACQUIRE MISC SUPPORT EQUIPMENT	RTACAP	\$100,000	\$20,000		\$20,000	
2023	RTD0011331		RTA Facility & Vehicle Maintenance	BAT - BUY ASSOC CAP MAINT ITEMS	5307	\$50,000	\$40,000	\$40,000		
2023	RTD0011331		RTA Facility & Vehicle Maintenance	BAT - BUY ASSOC CAP MAINT ITEMS	RTACAP	\$50,000	\$10,000		\$10,000	
2023	RTD0011332		RTA Facility & Vehicle Maintenance	BAT - ACQUIRE-SHOP EQUIPMENT	5307	\$500,000	\$400,000	\$400,000		
2023	RTD0011332		RTA Facility & Vehicle Maintenance	BAT - ACQUIRE-SHOP EQUIPMENT	RTACAP	\$500,000	\$100,000		\$100,000	
2023	RTD0011333		RTA Facility & Vehicle Maintenance	BAT - TERMINAL, INTERMODAL (TRANSIT)	5307	\$127,000	\$80,000	\$80,000		
2023	RTD0011333		RTA Facility & Vehicle Maintenance	BAT - TERMINAL, INTERMODAL (TRANSIT)	RTACAP	\$127,000	\$47,000		\$47,000	
2023	RTD0011334		RTA Facility & Vehicle Maintenance	BAT - REHAB RENOVATE MAINTENANCE FACILITY	5307	\$500,000	\$400,000	\$400,000		
2023	RTD0011334		RTA Facility & Vehicle Maintenance	BAT - REHAB RENOVATE MAINTENANCE FACILITY	RTACAP	\$500,000	\$100,000		\$100,000	
2023	RTD0011361		RTA Fleet Upgrades	BAT - BUY REPLACEMENT 35-FT BUS ELECTRIC (6)	5307	\$6,500,000	\$3,250,000	\$3,250,000		
2023	RTD0011361		RTA Fleet Upgrades	BAT - BUY REPLACEMENT 35-FT BUS ELECTRIC (6)	RTACAP	\$6,500,000	\$3,250,000		\$3,250,000	
2023	RTD0011362		RTA Facility & System Modernizator	BAT - PURCHASE MISC ELEC/POWER EQUIP	5307	\$800,000	\$400,000	\$400,000		
2023	RTD0011362		RTA Facility & System Modernizator	BAT - PURCHASE MISC ELEC/POWER EQUIP	RTACAP	\$800,000	\$400,000		\$400,000	
2023	T00176		Mobility Assistance Program	Bridgewater COA - Funding for staff salaries, outreach and promotional materials, and microtransit scheduling software for a program to provide weekly shuttles and on-demand trips (5310)	5310	\$27,600	\$22,080	\$22,080		
2023	T00176		Mobility Assistance Program	Bridgewater COA - Funding for staff salaries, outreach and promotional materials, and microtransit scheduling software for a program to provide weekly shuttles and on-demand trips (5310)	LF	\$27,600	\$5,520			\$5,520
2023	T00220		Mobility Assistance Program	BAT - Expanded Service to Town of Rockland (5310)	5310	\$275,000	\$137,500	\$137,500		
2023	T00220		Mobility Assistance Program	BAT - Expanded Service to Town of Rockland (5310)	LF	\$275,000	\$137,500			\$137,500
2023	T00230		Mobility Assistance Program	Old Colony Planning Council - Mileage Reimbursement (5310)	5310	\$60,000	\$30,000	\$30,000		
2023	T00230		Mobility Assistance Program	Old Colony Planning Council - Mileage Reimbursement (5310)	ONF	\$60,000	\$30,000			\$30,000
2023	T00232		Mobility Assistance Program	South Shore Community Action Council - Operating funds (5310)	5310	\$250,000	\$125,000	\$125,000		
2023	T00232		Mobility Assistance Program	South Shore Community Action Council - Operating funds (5310)	ONF	\$250,000	\$125,000			\$125,000

Yellow Highlighting Indicates TIP Adjustment 1 Changes Endorsed December 20, 2022
Green Highlighting Indicates Proposed Changes via TIP Amendment 1 - review and Potential Release to Public Review January 17, 2023

FFY 2023-2027 Old Colony Transportation Improvement Program (TIP) Amendment 1

Public Comment Matrix

Date	Name	Representation	Comment or Comment Summary	Response
1/17/2023	Michael Lambert, Administrator	Brockton Area Transit Authority	Mr. Lambert on behalf of Brockton Area Transit expressed gratitude to MassDOT for the Community Transit Grant Program and noted the benefits of the program.	Noted.
1/18/2023	Carlton Hunt	Town of Bridgewater	Mr. Hunt thanked MassDOT, and the Old Colony MPO for a Community Transit Grant awarded to Bridgewater.	Noted.
1/25/2023	Old Colony Planning Council (OCPC) Board of Directors	Old Colony Region	Staff presented Amendment 1 to the Old Colony Planning Council Board of Directors on 1/25/2023.	Noted

FFY 2023-2027 Old Colony Transportation Improvement Program (TIP) Amendment 1

Public Comment Matrix

			The Board voted unanimously to approve Amendment 1 as presented.	
2/2/2023	Old Colony Joint Transportation Committee (JTC)		<p>Staff presented Amendment 1 to the Old Colony Joint Transportation Committee on 2/2/2023.</p> <p>The Joint Transportation Committee voted unanimously to approve Amendment 1 as presented.</p>	Noted.

Comments as of Close of Business (COB) on February 17, 2023.

Foreclosure/Sheriff Sales

**LEGAL NOTICE
MORTGAGEE'S SALE OF
REAL ESTATE**

By virtue of and in execution of the Power of Sale contained in a certain mortgage given by Michael D. Mullins and Nicole M. Mullins to Mortgage Electronic Registration Systems, Inc., as mortgagee, as nominee for Wilmington Finance, Inc., dated May 25, 2007 and recorded in Plymouth County (Plymouth District) Registry of Deeds in Book 34619, Page 256 (the "Mortgage") of which mortgage U.S. Bank National Association, as trustee for American General Mortgage Loan Trust 2009-1, American General Mortgage Pass-Through Certificates, Series 2009-1 is the present holder by Assignment from Mortgage Electronic Registration Systems, Inc., as mortgagee, as nominee for Wilmington Finance, Inc., its successors and assigns to U.S. Bank National Association, as trustee for American General Mortgage Loan Trust 2009-1, American General Mortgage Pass-Through Certificates, Series 2009-1 dated September 21, 2022 and recorded at said Registry of Deeds in Book 57276, Page 21, for breach of conditions of said mortgage and for the purpose of foreclosing the same, the mortgaged premises located at 184 Rockland Street, Abington, MA 02351 will be sold at a Public Auction at 3:00 PM on February 7, 2023, at the mortgaged premises, more particularly described below, all and singular the premises described in said mortgage, to wit:

The land with the buildings thereon situated in Abington, Plymouth County, Massachusetts, bounded and described as follows:

A certain parcel of land in Abington, Plymouth County, Massachusetts situated on the northeasterly side of Rockland Street and being shown as Lot 1 on a plan of land entitled "Land Court Plan of Land in Abington, Mass., Owned by Margaret J. Breautil, Scale 1 in=40ft, April 4, 1994, C.W. Garvey Co., Inc., Surveyors and Engineers, 36 West Street Whitman, Mass." Said plan recorded with Plymouth County Registry of Deeds in Plan Book 38, Page 231.

For title reference see deed recorded in Book 29281, page 1.

For mortgagor's title see deed recorded with the Plymouth County (Plymouth District) Registry of Deeds in Book 29281, Page 1.

The premises will be sold subject to any and all unpaid taxes and other municipal assessments and liens, and subject to prior liens or other enforceable encumbrances of record entitled to precedence over this mortgage, and subject to and with the benefit of all easements, restrictions, reservations and conditions of record and subject to all tenancies and/or rights of parties in possession.

Terms of the Sale: Cashier's or certified check in the sum of \$5,000.00 as a deposit must be shown at the time and place of the sale in order to qualify as a bidder (the mortgage holder and its designee(s) are exempt from this requirement); high bidder to sign written Memorandum of Sale upon acceptance of bid; balance of purchase price payable by certified check in thirty (30) days from the date of the sale at the offices of mortgagee's attorney, Korde & Associates, P.C., 900 Chelmsford Street, Suite 3102, Lowell, MA or such other time as may be designated by mortgagee. The description for the premises contained in said mortgage shall control in the event of a typographical error in this publication.

Other terms to be announced at the sale.

U.S. Bank National Association, as trustee for American General Mortgage Loan Trust 2009-1, American General Mortgage Pass-Through Certificates, Series 2009-1
Korde & Associates, P.C.
900 Chelmsford Street
Suite 3102
Lowell, MA 01851
(978) 256-1500
Mullins, Nicole M. and Michael D. Mullins, 22-040951

AD#8274321

Public Notices

**LEGAL NOTICE
PUBLIC HEARING
BRIDGEWATER ZONING
BOARD**

On Wednesday January 25, 2023, at 7pm via zoom, the Bridgewater Zoning Board will conduct a Public Hearing on an application by Mrs. Rita Sanger and Mr. John Hannigan for a variance request of 19.8ft from the side yard setback, also shown as Map 7 Lot 44.

A link and instructions to participate in the meeting will follow and be posted to the Calendar on the Town's website at www.bridgewaterma.org.

Brian Heath, Chairman
ZONING BOARD OF APPEALS

AD# 8296956
BE 01/11 & 01/18/2023

Public Notices

**LEGAL NOTICE
COMMONWEALTH OF
MASSACHUSETTS
LAND COURT
DEPARTMENT OF THE
TRIAL COURT
23 SM 000045
ORDER OF NOTICE**

TO: Sean P. Donahue

and all persons entitled to the benefit of the Servicemembers Civil Relief Act: 50 U.S.C. c. 50 § 3901 (et seq):

Freedom Mortgage Corporation

claiming to have an interest in a Mortgage covering real property in East Bridgewater, numbered 198 Pleasant Street, given by Sean P. Donahue to Mortgage Electronic Registration Systems, Inc., as Mortgagee, as nominee for Wei Mortgage LLC, a Wholly-owned Subsidiary of Archome LLC, dated October 4, 2018, and recorded at Plymouth County Registry of Deeds in Book 50375, Page 1, and now held by the plaintiff by assignment, has/ have filed with this court a complaint for determination of Defendant's/Defendants' Servicemembers status.

If you now are, or recently have been, in the active military service of the United States of America, then you may be entitled to the benefits of the Servicemembers Civil Relief Act. If you object to a foreclosure of the above-mentioned property on that basis, then you or your attorney must file a written appearance and answer in this court at Three Pemberton Square, Boston, MA 02108 on or before February 20, 2023 or you may lose the opportunity to challenge the foreclosure on the grounds of noncompliance with the Act.

Witness, GORDON H. PIPER, Chief Justice of said Court on January 6, 2023 .

Attest:
Deborah J. Patterson
Recorder

AD# 8327660
BE 01/18/2023

**LEGAL NOTICE
NOTICE OF PUBLIC
REVIEW AND COMMENT
PERIOD**

FFY 2023-2027 TRANSPORTATION IMPROVEMENT PROGRAM (TIP) AMENDMENT 1

Old Colony Planning Council (OCPC) is making the FFY 2023-2027 TIP Amendment 1 available for a Public Review and Comment. Copies will be available at <https://oldcolonyplanning.org> and/or upon request. This process will be used as Brockton Area Transit Authority's (BAT) public participation process. BAT, the Federal Transit Administration (FTA) Section 5307(c) applicant, has consulted with the Old Colony Metropolitan Plan-

**LEGAL NOTICE
NOTICE OF MORTGAGEE'S SALE OF REAL ESTATE**
Premises: 25 Tremont Street, Brockton, Massachusetts

By virtue and in execution of the Power of Sale contained in a certain mortgage given by Eva Dabney to Centex Home Equity Company, LLC, said mortgage dated August 9, 2004, and recorded in the Plymouth County Registry of Deeds, in Book 28859 at Page 85 and now held by The Bank of New York Mellon f/k/a The Bank of New York, as successor in interest to JPMorgan Chase as Trustee for CHEC Loan Trust 2004-2 Asset Backed Certificates, Series 2004-2 by virtue of an assignment from Nationstar Mortgage LLC F/K/A Centex Home Equity Company, LLC to The Bank of New York Mellon f/k/a The Bank of New York, as successor in interest to JPMorgan Chase as Trustee for CHEC Loan Trust 2004-2 Asset Backed Certificates, Series 2004-2 dated August 31, 2022 and recorded in Book 57229, page 329 of the Plymouth County Registry of Deeds , for breach of the conditions in said mortgage and for the purpose of foreclosing the same, will be sold at Public Auction on February 15, 2023 at 10:00 AM Local Time upon the premises, all and singular the premises described in said mortgage, to wit:

the land in Brockton, Plymouth County,, Massachusetts, with the buildings thereon situated at the Northeasterly corner of the junction of Essex and Tremont Streets, now known as and numbered 25 Tremont Street in said Brockton, and bounded and described as follows:

BEGINNING at the Southwest corner of the granted premises at a stone bound at the intersection of the East line of Essex Street with the North line of Tremont Street; thence
EASTERLY in the North line of Tremont Street, forty-six and 6/10 (.46.6) feet, more or less, to the line where a fence stood now or formerly at land now or formerly of C. Luella Packard; thence
NORTHERLY by the line of said fence and land now or formerly of C. Luella packard ninety-three (93.0) feet, more or less, to the line where a fence stood now or formerly at land now or formerly of Kathryn L. Baker; thence
WESTERLY forty-six and 6/10 (.46.6) feet, more or less, by said land of said Baker to the Easterly line of Essex Street; thence
SOUTHERLY in the Easterly line of Essex Street, ninety-five (95.0) feet, more or less, to the point of beginning.
BEING the same premises conveyed to these grantors by deed of Richard A. Waitkaitis, Conservator, dated April 29, 1971, and duly recorded with Plymouth County Registry of Deeds in Book 3667, Page 261.

FOR TITLE REFERENCE SEE BOOK 3942, PAGE 290.

The description of the property that appears in the mortgage to be foreclosed shall control in the event of a typographical error in this publication.

For Mortgagors' Title see deed dated October 19, 1973, and recorded in Book 3942 at Page 290 with the Plymouth County Registry of Deeds.

TERMS OF SALE: Said premises will be sold and conveyed subject to all liens, encumbrances, unpaid taxes, tax titles, municipal liens and assessments, if any, which take precedence over the said mortgage above described.

FIVE THOUSAND (\$5,000.00) Dollars of the purchase price must be paid by a certified check, bank treasurer's or cashier's check at the time and place of the sale by the purchaser. The balance of the purchase price shall be paid in cash, certified check, bank treasurer's or cashier's check within sixty (60) days after the date of sale.
Other terms to be announced at the sale.
BENDETT & MCHUGH, PC
270 Farmington Avenue
Farmington, CT 06032

Attorney for The Bank of New York Mellon f/k/a The Bank of New York, as successor in interest to JPMorgan Chase as Trustee for CHEC Loan Trust 2004-2 Asset Backed Certificates, Series 2004-2 Present Holder of the Mortgage (860) 677-2868

AD#8219175
BE 01/11, 01/18, 01/25/2023

Public Notices

ning Organization (MPO) and concurs that the public involvement process adopted by the MPO for development of the TIP satisfies the public hearing requirements that pertain to the development of the Program of Projects for the regular Section 5307, Urbanized Area Formula Program, grant applications including the provisions for public notice and the time established for public review and comment. Public notice of public involvement activities and time established for public review and comments on the TIP will satisfy the program of projects (POP) requirements. The public discussion of the TIP at meetings of the Old Colony Joint Transportation Committee (JTC) and Old Colony MPO satisfy the Program of Projects (POP) public hearing requirements of the FTA. A public meeting of the Old Colony MPO is scheduled for February 21, 2023 at 10:00 AM. Please contact William McNulty at (774) 539-5103 for information. Please send written comments to: William McNulty, Old Colony Planning Council, 70 School Street, Brockton, MA 02301, or wmcnulty@ocpcprpa.org.

AD# 8322844
BE 01/18/2023

**LEGAL NOTICE
ZONING BOARD OF APPEALS
NOTICE OF PUBLIC HEARING**

The Board of Appeals will hold a public hearing on Wednesday, February 1, 2023 at 7:15 p.m. in the Town Office Building, 175 Central St., second floor conference room, on the petition of John Ferri, Trustee of Three Hundred Thatcher Street Realty Trust, Owner; Parallel Products Solar Energy, LLC, Applicant seeking a VARIANCE for relief from Section 6. Location and a SPECIAL PERMIT according to SECTION 5.H(2)(m) Special Permit Allow Uses under the Zoning By Law and for all petitions and such other relief as the Board may deem appropriate. The Petitioner seeks to install several canopy-mounted solar arrays for the property located at 300 Thatcher Street and shown as Plan 128, Block 6 and Plan 122, Block 15 on the East Bridgewater Assessor's Map which is in a Business 3 (B-3) Zoning District. Plans are on file for review at the Plan/Build Dept during normal business hours, (508) 378-1608.

AD# 8297822
BE 01/18 & 01/25/23

**LEGAL NOTICE
TOWN OF EAST BRIDGEWATER
ZONING BOARD OF APPEALS
NOTICE OF PUBLIC HEARING**

The Board of Appeals will hold a public hearing on

Public Notices

Wednesday, February 1, 2023 at 7:00 p.m. in the Town Office Building, 175 Central St., second floor conference room, on the petition of Benjamin Phippen, Applicant; Michael Taylor, Owner seeking a SPECIAL PERMIT for relief from SECTION 2. AAA. Nonconforming Single and Two-Family Residential Structures under the Zoning By-Law and for all petitions and such other relief as the Board may deem appropriate. The Petitioner seeks to remove the existing 12' X 12' deck and allow construction of a 16' X 16' deck off the rear of the existing dwelling to come 22 feet from the rear property line for the property located at 431 Pleasant St. and shown as Plan 84, Block 11 on the East Bridgewater Assessor's Map which is located in a Business 2 (B-2) Zoning District. Plans are on file for review at the Plan/Build Dept during normal business hours, (508) 378-1608.

AD# 8297769
BE 01/18 & 01/25/23

**LEGAL NOTICE
TOWN OF EAST BRIDGEWATER
ZONING BOARD OF APPEALS
NOTICE OF PUBLIC HEARING**

The Board of Appeals will hold a public hearing on Wednesday, February 1, 2023 at 7:30 p.m. in the Town Office Building, 175 Central St., second floor conference room, on the petition of Bull Dog Realty Trust, Owner; David Phelan, Applicant seeking a SPECIAL PERMIT according to SECTION 5.J.(2)(a) Special Permit Allowed Uses under the Zoning By Law and for all petitions and such other relief as the Board may deem appropriate. The Petitioner seeks to convert current retail space to residential apartments (converting current retail/residential building into a total of 7 (seven) residential units, no commercial units) for the property located at 55 North Bedford St and shown as Plan 61, Block 56 on the East Bridgewater Assessor's Map which is in a Downtown Business Zoning District. Plans are on file for review at the Plan/Build Dept during normal business hours, (508) 378-1608.

AD# 8297882
BE 01/18 & 01/25/2023

CONDON NAME CHANGE MATTER

**LEGAL NOTICE
Commonwealth of Massachusetts
The Trial Court
Probate and Family Court
Plymouth Probate and Family Court
52 Obery Street
Suite 1130
Plymouth, MA 02360
(508) 747-6204
Docket No.PL22C0317CA
CITATION ON
PETITION TO CHANGE NAME**

In the Matter of Sharon Marice Jennings Condon A Petition to Change Name of Adult has been filed by Sharon Marice Jennings Condon of Hanson MA Aka Shari Marice Jennings Condon requesting that the court enter a Decree changing their name to: Shari Marice Jennings Condon
IMPORTANT NOTICE
Any person may appear for purposes of objecting to the petition by filing an appearance at: Plymouth Probate and Family Court before 10:00 a.m. on the return day of 02/06/2023. This is NOT a hearing date, but a deadline by which you must file a written appearance if you object to this proceeding.
WITNESS, Hon. Edward G Boyle, First Justice of this Court.
Date: January 05, 2023
Matthew J McDonough
Register of Probate

AD#8304425
BE 01/18/2023

**LEGAL NOTICE
Public Hearing Notice
Town of Randolph, MA
Council Order 2022-056**

The Randolph Town Council will conduct a public hearing on Monday, February 6, 2023 at 6:15 PM via ZOOM on Council Order 2022-056 - Request for the Town Council to Initiate An Amendment to Randolph Zoning Ordinance - Chapter 200 of the General Code of the Town of Randolph- Concerning Front Yard Setbacks As They Relate to Adjacent Historic Structures Pursuant to M.G.L. ch. 40A, Section 5, as follows: Add the following language after § 200-28 (A) (1)(b), "(c) If a residential lot abuts with an historic structure, the front yard setback may be reduced to that of the historic structure but not less than ten (10) feet."

Additional information on this Council Order may be found on the Town of Randolph website and is also available through the Randolph Town Clerk's Office. The link to connect to the meeting/public hearing may be found on the Town of Randolph website on the website meeting calendar.
AD#8297759
BE 01/18, 01/25/2023

**LEGAL NOTICE
Public Hearing Notice
Town of Randolph, MA
Council Order 2022-057
The Randolph Town Council
will conduct a public hearing
on Monday, January 23, 2022
at 6:15 PM via ZOOM on
Council Order 2022-057 to
amend the Town of Randolph
General Ordinance Section 9-4
concerning the Community
Preservation Committee, as
follows: Delete Section 9-4**

Public Notices

and replace it with the following: § 9-4 Duties of the Community Preservation Committee. A. The Randolph Community Preservation Committee shall study the needs, possibilities and resources of the Town regarding community preservation. The Committee shall consult with existing municipal boards and hold one (1) or more public informational hearing(s) yearly on the needs, possibilities and resources of the Town regarding community preservation. This meeting shall be publicly posted, in the local newspaper, for each of two (2) weeks preceding a hearing. B. The Randolph Community Preservation Committee shall maintain a list of each community preservation grant that is awarded by the Town of Randolph, on an annual basis. The Committee shall maintain a master list of all such grants that have been awarded, starting with grants awarded in 2017, and shall make that list publicly available in a form that can be searched by keyword. C. The Randolph Community Preservation Committee shall compile a guide for recipients of Town of Randolph community preservation grants. The guide shall include information on how funds will be disbursed to the grant-recipient, how funds may be spent, and how grant fund spending must be documented and accounted for. The guide shall also include information for applicants on how to meet criteria for successful applications, and on how to re-apply or amend unsuccessful applications.

Additional information on this Council Order may be found on the Town of Randolph website and is also available through the Randolph Town Clerk's Office. The Zoom link to connect to the meeting and to the public hearing may be found on the Town of Randolph website calendar.
On the day of the meeting.
AD#8297683
BE 01/18/2023

**LEGAL NOTICE
COMMONWEALTH OF
MASSACHUSETTS
EXECUTIVE OFFICE FOR
ADMINISTRATION AND
FINANCE
DIVISION OF CAPITAL
ASSET MANAGEMENT &
MAINTENANCE**

Request for Qualifications for Construction Management at Risk Services
Mass. State Project No. MAS2202

Science, Nursing and Allied Health Renovations, Massachusetts Community College, Brockton, MA The Commonwealth of Massachusetts, through its Division of Capital Asset Management & Maintenance (DCAMM), requests that qualified and experienced firms submit a Statement of Qualification and required information to be received through DCAMM's E-Bid Room at www.bidexpress.com/businesses/10279/home no later than 2:00 PM, February 8, 2023.

Firms interested in providing Public Construction Manager at Risk Services ("CM" or "CM at Risk") for the Science, Nursing and Allied Health Renovations, Massachusetts Community College, Brockton, MA, are invited to submit a Statement of Qualifications ("SOQ") to the Division of Capital Asset Management & Maintenance ("DCAMM").

This CM at Risk procurement is conducted pursuant to M.G.L. 149A, contained in Chapter 193 of the Acts of 2004. This Request for Qualifications ("RFQ") is the first phase of a two-phase procurement process as set forth in M.G.L. 149A. DCAMM is prequalifying firms interested in providing public CM at Risk services for the project through the RFQ process. DCAMM will evaluate submitted SOQs based upon the identified evaluation criteria as set forth in the RFQ and will select those respondents it deems qualified. Only those respondents deemed qualified will be invited to submit a proposal in response to a detailed Request for Proposals ("RFP"), which will be issued in the second phase of the procurement process. The project delivery method for construction will be public CM at Risk with a Guaranteed Maximum Price ("GMP") under M.G.L. 149A.

In addition, firms interested in being prequalified must demonstrate that they have had prior experience as a Construction Manager on at least three CM-at-Risk projects and have completed at least one project of a similar cost, complexity, type and size as this project as it is described further below and in the RFQ. The prior CM-at-Risk projects must have been completed within the last ten (10) years.

At the time a CM firm submits the Qualifications Statement, it must have a DCAMM Certification in the Contractor Category, "General Building Construction", with a single limit greater than the Estimated Total Project cost of \$29,000,000. See www.mass.gov/dcamm/certification for certification forms and the required Update Form.

This project consists of substantial renovations in two buildings (Science & Liberal Arts) to provide new teaching labs, support spaces, classrooms, and associated offices for the

Public Notices

Science, Nursing and Allied Health Departments. This project will follow a phased approach to ensure in-person instruction may continue uninterrupted during the construction period. Each existing building is a one-story building built in the 1970s and ranges from approximately 20,000-25,000 gsf.

The Request for Qualifications may be downloaded from DCAMM's E Bid Room at <https://www.bidexpress.com/businesses/10279/home> on or after Wednesday, January 18, 2023. Instructions on the E-Bid Room processes can be found on DCAMM's website www.mass.gov/dcamm/bids or contact DCAMM's Bid Room at (617) 727-4003 or bidroom.dcamm@mass.gov.

Carol W. Gladstone
Commissioner
AD#8316482
BE 01/18/2023

**LEGAL NOTICE
Public Hearing Notice
Town of Randolph, MA
Council Order 2022-057**

The Randolph Town Council will conduct a public hearing on Monday, January 23, 2022 at 6:15 PM via ZOOM on Council Order 2022-057 to amend the Town of Randolph General Ordinance Section 9-4 concerning the Community Preservation Committee, as follows: Delete Section 9-4 and replace it with the following: § 9-4 Duties of the Community Preservation Committee. A. The Randolph Community Preservation Committee shall study the needs, possibilities and resources of the Town regarding community preservation. The Committee shall consult with existing municipal boards and hold one (1) or more public informational hearing(s) yearly on the needs, possibilities and resources of the Town regarding community preservation. This meeting shall be publicly posted, in the local newspaper, for each of two (2) weeks preceding a hearing. B. The Randolph Community Preservation Committee shall maintain a list of each community preservation grant that is awarded by the Town of Randolph, on an annual basis. The Committee shall maintain a master list of all such grants that have been awarded, starting with grants awarded in 2017, and shall make that list publicly available in a form that can be searched by keyword. C. The Randolph Community Preservation Committee shall compile a guide for recipients of Town of Randolph community preservation grants. The guide shall include information on how funds will be disbursed to the grant-recipient, how funds may be spent, and how grant fund spending must be documented and accounted for. The guide shall also include information for applicants on how to meet criteria for successful applications, and on how to re-apply or amend unsuccessful applications.

Additional information on this Council Order may be found on the Town of Randolph website and is also available through the Randolph Town Clerk's Office. The Zoom link to connect to the meeting and to the public hearing may be found on the Town of Randolph website calendar.
On the day of the meeting.
AD#8297306
BE 01/18/2023

**LEGAL NOTICE
COMMONWEALTH OF
MASSACHUSETTS
EXECUTIVE OFFICE FOR
ADMINISTRATION AND
FINANCE
DIVISION OF CAPITAL
ASSET MANAGEMENT &
MAINTENANCE**

Request for Qualifications for Construction Management at Risk Services
Mass. State Project No. MAS2202

Science, Nursing and Allied Health Renovations, Massachusetts Community College, Brockton, MA The Commonwealth of Massachusetts, through its Division of Capital Asset Management & Maintenance (DCAMM), requests that qualified and experienced firms submit a Statement of Qualification and required information to be received through DCAMM's E-Bid Room at www.bidexpress.com/businesses/10279/home no later than 2:00 PM, February 8, 2023.

Firms interested in providing Public Construction Manager at Risk Services ("CM" or "CM at Risk") for the Science, Nursing and Allied Health Renovations, Massachusetts Community College, Brockton, MA, are invited to submit a Statement of Qualifications ("SOQ") to the Division of Capital Asset Management & Maintenance ("DCAMM").

This CM at Risk procurement is conducted pursuant to M.G.L. 149A, contained in Chapter 193 of the Acts of 2004. This Request for Qualifications ("RFQ") is the first phase of a two-phase procurement process as set forth in M.G.L. 149A. DCAMM is prequalifying firms interested in providing public CM at Risk services for the project through the RFQ process. DCAMM will evaluate submitted SOQs based upon the identified evaluation criteria as set forth in the RFQ and will select those respondents it deems qualified. Only those respondents deemed qualified will be invited to submit a proposal in response to a detailed Request for Proposals ("RFP"), which will be issued in the second phase of the procurement process. The project delivery method for construction will be public CM at Risk with a Guaranteed Maximum Price ("GMP") under M.G.L. 149A.

In addition, firms interested in being prequalified must demonstrate that they have had prior experience as a Construction Manager on at least three CM-at-Risk projects and have completed at least one project of a similar cost, complexity, type and size as this project as it is described further below and in the RFQ. The prior CM-at-Risk projects must have been completed within the last ten (10) years.

At the time a CM firm submits the Qualifications Statement, it must have a DCAMM Certification in the Contractor Category, "General Building Construction", with a single limit greater than the Estimated Total Project cost of \$29,000,000. See www.mass.gov/dcamm/certification for certification forms and the required Update Form.

This project consists of substantial renovations in two buildings (Science & Liberal Arts) to provide new teaching labs, support spaces, classrooms, and associated offices for the

PHOTOS say more than words, add a PHOTO to your ad!

**FIND A
CAR
HOME
JOB
PET
BOAT
GARAGE
SALE
TICKET
COUCH**

Check out the classified ads everyday.

Public Notices



563 HIGHLAND ST
LEGAL NOTICE
TOWN OF STOUGHTON
PUBLIC HEARING

Stoughton Conservation Commission Meeting
Thursday, January 26, 2023
7:00 – 9:30pm
Join with Google Meet
meet.google.com/nyb-yvfn-tkg
Join by phone
(US) +1 920-315-0106 PIN:
158 504 943#

Elton Grice
563 Highland Street
Stoughton, MA 02072
Assessors Map 35, Parcel 13

In accordance with Massachusetts General Laws, Chapter 131, Section 40, the Massachusetts Inland Wetlands Protection Act, as amended, and Chapter 191 of the Town Code, the Non-Zoning Wetlands Protection By-law, the Stoughton Conservation Commission will hold a hybrid in person public hearing in the Fitzpatrick meeting room, first floor, Town Hall, 10 Pearl Street on Thursday, January 26, 2023 at 7:00 p.m. This is also a remote relay virtual public hearing in Google Meets, the on-line web based virtual meeting.

The hearing is concerning an application procedure for a Notice of Intent submission to the Stoughton Conservation Commission for proposed construction of a stockade fence, 6 feet or so in height, 50 feet from the wetlands installed to the rear of 563 Highland Street submitted by Civil & Environmental Consultants, Inc. 31 Bellos Road, Raynham, MA on behalf of Elton Grice, 563 Highland Street, LLC.

Erosion control measures of an 18-inch diameter silt sock staked and installed prior to construction. These shall remain in place throughout the project until all disturbed areas are vegetatively stabilized.

Plans are available for review at the Conservation Commission Office, 2nd floor, Engineering Department of the Town Hall by appointment or are available by electronic format upon calling (781) 341-1300 x 9261 or emailing jconlon@stoughton-ma.gov. Plans will also be available at the time and place of the hearing.

Gerald J. Mc Donald, Chairman of the Conservation Commission

AD# 8326964
PL 01/18/2023



70 DRINKWATER AVE
LEGAL NOTICE
TOWN OF STOUGHTON
PUBLIC HEARING

Stoughton Conservation Commission Meeting
Thursday, January 26-7:00 – 9:30pm
Join with Google Meet
meet.google.com/nyb-yvfn-tkg
Join by phone
(US) +1 920-315-0106 PIN:
158 504 943#

669 Sumner Street
Stoughton, MA 02072
Assessors Map: 075, Lot 43

In accordance with Massachusetts General Laws, Chapter 131, Section 40, the

Public Notices

Massachusetts Inland Wetlands Protection Act, as amended, and Chapter 191 of the Town Code, the Non-Zoning Wetlands Protection By-law, the Stoughton Conservation Commission will hold a hybrid in person public hearing in the Fitzpatrick meeting room, first floor, Town Hall, 10 Pearl Street on Thursday, January 26, 2023 at 7:00 p.m. This also a remote relay virtual public hearing in Google Meets, the on-line Web based virtual meeting.

The hearing is concerning, a Request for Determination of Applicability filing procedure submitted by Dr. Carol Brown, 70 Drinkwater Avenue, Stoughton, MA 02072 to the Stoughton Conservation Commission. The applicant is proposing construction of an addition to a single family dwelling located at 70 Drinkwater Avenue. This concerns the construction of a second story addition above the existing garage and a 24.8' x 30.5' addition off the rear of the house. The work is within the 100' Buffer Zone of a Bordering Vegetated Wetland. Erosion Control measures shall be installed prior to construction and shall remain in place throughout the project.

Plans are available for review at the Conservation Commission Office, 2nd floor, Engineering Department of the Town Hall by appointment or are available by electronic format upon calling (781) 341-1300 x 9262 or emailing jconlon@stoughton-ma.gov. Plans will also be available at the time and place of the hearing.

Gerald J. Mc Donald, Chairman of the Conservation Commission

AD# 8325867
PL 01/18/2023

BRESNAHAN ESTATE
LEGAL NOTICE
Commonwealth of Massachusetts
The Trial Court
Norfolk Probate and Family Court
35 Shawmut Road
Canton, MA 02021
(781) 830-1200
Docket No. NO22P3532EA
INFORMAL PROBATE
PUBLICATION NOTICE

Estate of: Patricia M. Bresnahan
Date of Death: 02/08/2020

To all persons interested in the above-captioned estate, by Petitioner Marisa Bresnahan of Weymouth MA a Will has been admitted to informal probate. Marisa Bresnahan of Weymouth MA has been informally appointed as the Personal Representative of the estate to serve without surety on the bond.

The estate is being administered under informal procedure by the Personal Representative under the Massachusetts Uniform Probate Code without supervision by the Court. Inventory and accounts are not required to be filed with the Court, but interested parties are entitled to notice regarding the administration from the Personal Representative and can petition the Court in any matter relating to the estate, including distribution of assets and expenses of administration. Interested parties are entitled to petition the Court to institute formal proceedings and to obtain orders terminating or restricting the powers of Personal Representatives appointed under informal procedure. A copy of the Petition and Will, if any, can be obtained from the Petitioner.
AD#8303094
PL 01/18/2023

Deliver Annual Report
LEGAL NOTICE
TOWN OF SHARON, MASSACHUSETTS

The Select Board is seeking a Sharon-based civic or not-for-profit organization that would like to raise money by delivering a copy of the 2022 Annual Town Report to each residence within the Town. If your organization qualifies and is interested in participating in such a fundraising project, it should submit a

Public Notices

written price proposal for which it would be willing to provide this service, not to exceed \$1,200.00, to the Select Board before February 7, 2023. Delivery will take place mid-April 2023.

SELECT BOARD
Sharon, Massachusetts

AD# 8296440
PL 01/18/2023

DROWN ESTATE
LEGAL NOTICE
Commonwealth of Massachusetts
The Trial Court
Norfolk Probate and Family Court
35 Shawmut Road
Canton, MA 02021
(781) 830-1200
Docket No. NO23P0010EA
INFORMAL PROBATE
PUBLICATION NOTICE

Estate of: Jacqueline A. Drown
Date of Death: 05/30/2022

To all persons interested in the above captioned estate, by Petitioner Teresa L. Banden of Halifax MA a will has been admitted to informal probate.

Teresa L. Banden of Halifax MA has been informally appointed as the Personal Representative of the estate to serve without surety on the bond.

The estate is being administered under informal procedure by the Personal Representative under the Massachusetts Uniform Probate Code without supervision by the Court. Inventory and accounts are not required to be filed with the Court, but interested parties are entitled to notice regarding the administration from the Personal Representative and can petition the Court in any matter relating to the estate, including distribution of assets and expenses of administration. Interested parties are entitled to petition the Court to institute formal proceedings and to obtain orders terminating or restricting the powers of Personal Representatives appointed under informal procedure. A copy of the Petition and Will, if any, can be obtained from the Petitioner.
AD# 8317305
PL 01/18/2023

FFY 2023-2027 Transportation TIP
LEGAL NOTICE
NOTICE OF PUBLIC REVIEW AND COMMENT PERIOD
FFY 2023-2027 TRANSPORTATION IMPROVEMENT PROGRAM (TIP) AMENDMENT 1

Old Colony Planning Council (OCP) is making the FFY 2023-2027 TIP Amendment 1 available for a Public Review and Comment. Copies will be available at <https://oldcolonyplanning.org> and/or upon request. This process will be used as Brockton Area Transit Authority's (BAT) public participation process. BAT, the Federal Transit Administration (FTA) Section 5307(c) applicant, has consulted with the Old Colony Metropolitan Planning Organization (MPO) and concurs that the public involvement process adopted by the MPO for development of the TIP satisfies the public hearing requirements that pertain to the development of the Program of Projects for the regular Section 5307, Urbanized Area Formula Program, grant applications including the provisions for public notice and the time established for public review and comment. Public notice of public involvement activities and time established for public review and comments on the TIP will satisfy the program of projects (POP) requirements. The public discussion of the TIP at meetings of the Old Colony Joint Transportation Committee (JTC) and Old Colony MPO satisfy the Program of Projects (POP) public hearing requirements of the FTA. A public meeting of the Old Colony MPO is scheduled for February 21, 2023 at 10:00 AM. Please contact William McNulty at (774) 539-5103 for information.

Public Notices

tion. Please send written comments to: William McNulty, Old Colony Planning Council, 70 School Street, Brockton, MA 02301, or wmcnulty@ocpcrpa.org.

AD# 8322891
PL 01/18/2023



MASS DOT Washington St.
LEGAL NOTICE
TOWN OF STOUGHTON
PUBLIC HEARING

Stoughton Conservation Commission Meeting
Thursday, January 26, 2023
7:00 – 9:30pm
Join with Google Meet
meet.google.com/nyb-yvfn-tkg
Join by phone
(US) +1 920-315-0106 PIN:
158 504 943#

Washington Street, Route 138
Stoughton, MA 02072
Highway Road Layout

In accordance with Massachusetts General Laws, Chapter 131, Section 40, the Massachusetts Inland Wetlands Protection Act, as amended, and Chapter 191 of the Town Code, the Non-Zoning Wetlands Protection By-law, the Stoughton Conservation Commission will hold a hybrid in person public hearing in the Fitzpatrick meeting room, first floor, Town Hall, 10 Pearl Street on Thursday, January 26, 2023 at 7:00 p.m. This is also a remote relay virtual public hearing in Google Meets, the on-line web based virtual meeting.

The hearing is concerning a Notice of Intent filing procedure submitted by Andrea Kendall of LEC on behalf of Melissa Lenker, MassDOT, 10 Park Plaza, Suite 7360 Boston, MA to the Stoughton Conservation Commission. The applicant is proposing corridor improvements in the roadway from STA 11+45 to STA 31+55 (for purposes of this filing), that enhance safety and mobility for all modes of transportation. The project includes reconstruction along and cross section modifications to Washington Street, improved traffic operations, new pedestrian and bicycle accommodations, and improved stormwater management. Minor widening along roadways will allow new sidewalks and bicycle accommodations along the corridor that provide new multimodal connections. Existing drainage, water, sewer, and utility pole modifications are also proposed within the project limits. This also shall include guard rail replacement and repositioning. Portions of the work are located within Bordering Vegetated Wetland, Bordering Land Subject to Flooding, Riverfront Area associated with Beaver Meadow Brook, and the 100-foot Buffer Zone of wetland resource areas.

525 square feet of wetlands replication is proposed opposite STA 24+25 to STA 24-50 on the east side of the highway layout and 900 cubic feet of Flood Zone compensatory storage volume in this vicinity.

Erosion control measures of a double and triple of staked 10" straw wattles shall be installed prior to construction. These shall remain in place throughout the project until all disturbed areas are vegetatively stabilized. Provision shall be installed to prevent sediment from discharging into the catch basins of the street drainage system along the route of the construction. Provision shall also include slope stabilization by use of biodegradable Jute mesh or equivalent.

Plans are available for review at the Conservation Commission Office, 2nd

Public Notices

floor, Engineering Department of the Town Hall by appointment or are available by electronic format upon calling (781) 341-1300 x 9261 or emailing jconlon@stoughton-ma.gov. Plans will also be available at the time and place of the hearing.

Gerald J. Mc Donald, Chairman of the Conservation Commission

AD# 8327048
PL 01/18/2023

QUINN ESTATE
LEGAL NOTICE
Commonwealth of Massachusetts
The Trial Court
Probate and Family Court
Norfolk Probate and Family Court
35 Shawmut Road
Canton, MA 02021
(781) 830-1200
Docket No. NO22P3424EA
CITATION ON PETITION FOR FORMAL ADJUDICATION

Estate of: John T. Quinn
Date of Death: 10/25/2021

To all interested persons: A Petition for Formal Probate of Will with Appointment of Personal Representative has been filed by John J. Quinn of East Falmouth MA requesting that the Court enter a formal Decree and Order and for such other relief as requested in the Petition. The Petitioner requests that: John J. Quinn of East Falmouth MA be appointed as Personal Representative(s) of said estate to serve Without Surety on the bond in unsupervised administration.

IMPORTANT NOTICE
You have the right to obtain a copy of the Petition from the Petitioner or at the Court. You have a right to object to this proceeding. To do so, you or your attorney must file a written appearance and objection at this Court before: 10:00 a.m. on the return day of 01/25/2023. This is NOT a hearing date, but a deadline by which you must file a written appearance and objection if you object to this proceeding. If you fail to file a timely written appearance and objection followed by an affidavit of objections within thirty (30) days of the return day, action may be taken without further notice to you.

UNSUPERVISED ADMINISTRATION UNDER THE MASSACHUSETTS UNIFORM PROBATE CODE (MUPC)

A Personal Representative appointed under the MUPC in an unsupervised administration is not required to file an inventory or annual accounts with the Court. Persons interested in the estate are entitled to notice regarding the administration directly from the Personal Representative and may petition the Court in any matter relating to the estate, including the distribution of assets and expenses of administration.
WITNESS, Hon. Patricia Gorman, First Justice of this Court.
Date: December 22, 2022
Colleen M. Brierley
Register of Probate

AD#8321351
PL 01/18/2023

SPEARIN ESTATE
LEGAL NOTICE
Commonwealth of Massachusetts
The Trial Court
Norfolk Probate and Family Court
35 Shawmut Road
Canton, MA 02021
(781) 830-1200
Docket No. NO22P3524EA
INFORMAL PROBATE
PUBLICATION NOTICE

Estate of: Robert Spearin
Date of Death: 09/02/2022

To all persons interested in the above-captioned estate, by Petitioner Patricia Spearin of Randolph MA a Will has been admitted to informal probate. Patricia Spearin of Randolph MA has been informally appointed as the Personal Representative of the estate to serve without surety on the bond.

The estate is being administered under informal procedure by the Personal Representative

Public Notices

sentative under the Massachusetts Uniform Probate Code without supervision by the Court. Inventory and accounts are not required to be filed with the Court, but interested parties are entitled to notice regarding the administration from the Personal Representative and can petition the Court in any matter relating to the estate, including distribution of assets and expenses of administration. Interested parties are entitled to petition the Court to institute formal proceedings and to obtain orders terminating or restricting the powers of Personal Representatives appointed under informal procedure. A copy of the Petition and Will, if any, can be obtained from the Petitioner.
AD#8319752
PL 01/18/2023

THEODOSIOU ESTATE
LEGAL NOTICE
Commonwealth of Massachusetts
The Trial Court
Probate and Family Court
Norfolk Probate and Family Court
35 Shawmut Road
Canton, MA 02021
(781) 830-1200
Docket No. NO22P3483EA
CITATION ON PETITION FOR FORMAL ADJUDICATION

Estate of: Eleftherios Michael Theodosiou
Also known as: Eleftherios Salalis
Date of Death: 11/23/2019

To all interested persons: A Petition for Late and Limited Formal Testacy and/or Appointment has been filed by Rosalba R. Theodosiou of Newton MA requesting that the Court enter a formal Decree and Order and for such other relief as requested in the Petition. The Petitioner requests that: Rosalba R. Theodosiou of Newton MA be appointed as Personal Representative(s) of said estate to serve With Personal Surety on the bond in unsupervised administration.

IMPORTANT NOTICE
You have the right to obtain a copy of the Petition from the Petitioner or at the Court. You have a right to object to this proceeding. To do so, you or your attorney must file a written appearance and objection at this Court before: 10:00 a.m. on the return day of 02/08/2023. This is NOT a hearing date, but a deadline by which you must file a written appearance and objection if you object to this proceeding. If you fail to file a timely written appearance and objection followed by an affidavit of objections within thirty (30) days of the return day, action may be taken without further notice to you.

UNSUPERVISED ADMINISTRATION UNDER THE MASSACHUSETTS UNIFORM PROBATE CODE (MUPC)

A Personal Representative appointed under the MUPC in an unsupervised administration is not required to file an inventory or annual accounts with the Court. Persons interested in the estate are entitled to notice regarding the administration directly from the Personal Representative and may petition the Court in any matter relating to the estate, including the distribution of assets and expenses of administration.
WITNESS, Hon. Patricia Gorman, First Justice of this Court.
Date: January 04, 2023
Colleen M. Brierley
Register of Probate

AD#8314260
PL 01/18/2023

Get results. Advertise in CLASSIFIEDS!

CALL NOW

Some business decisions are based on your gut.

Marketing shouldn't be one of them.

Smart local marketing that gets results.
Learn more at localiq.com/sayhello

LOCALiQ
PART OF THE USA TODAY NETWORK

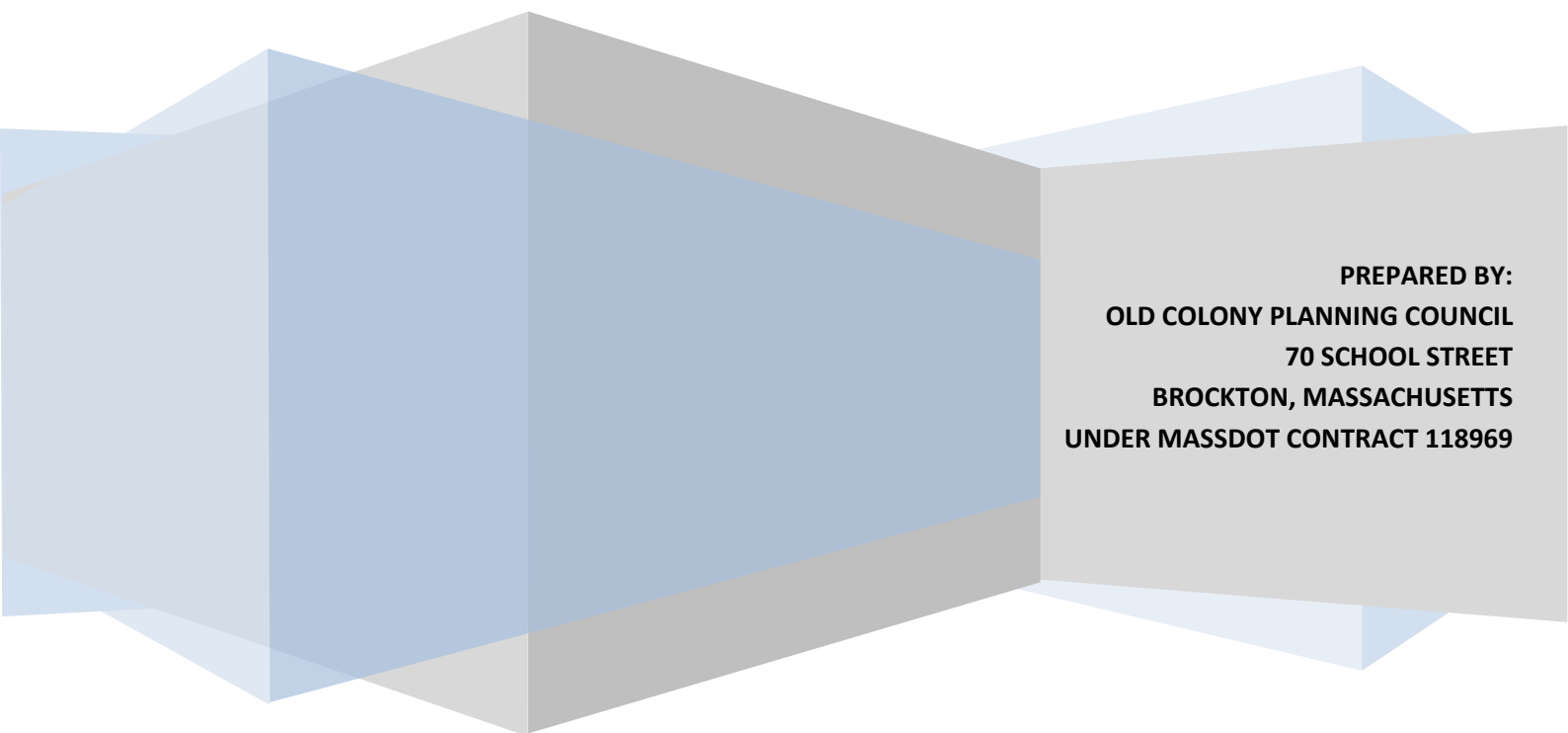
OLD COLONY METROPOLITAN PLANNING ORGANIZATION (MPO)

FFY 2023-2027 OLD COLONY TRANSPORTATION IMPROVEMENT PROGRAM (TIP) AMENDMENT 2

ENDORSED BY THE OLD COLONY MPO ON APRIL 18, 2023

PREPARED IN COOPERATION WITH:

- **BROCKTON AREA TRANSIT AUTHORITY (BAT)**
- **FEDERAL HIGHWAY ADMINISTRATION (FHWA)**
- **FEDERAL TRANSIT ADMINISTRATION (FTA)**
- **MASSACHUSETTS DEPARTMENT OF TRANSPORTATION (MASSDOT)**
- **OLD COLONY PLANNING COUNCIL (OCPC)**



**PREPARED BY:
OLD COLONY PLANNING COUNCIL
70 SCHOOL STREET
BROCKTON, MASSACHUSETTS
UNDER MASSDOT CONTRACT 118969**

OLD COLONY METROPOLITAN PLANNING ORGANIZATION (MPO)
FFY 2023-2027 OLD COLONY TRANSPORTATION IMPROVEMENT PROGRAM (TIP)
ENDORSEMENT OF
FFY 2023-2027 OLD COLONY TRANSPORTATION IMPROVEMENT PROGRAM (TIP)
AMENDMENT 2

This is to certify that the Signatories of the Old Colony Metropolitan Planning Organization, at their Old Colony MPO meeting on April 18, 2023 hereby approve and endorse the FFY 2023-2027 Old Colony Transportation Improvement Program (TIP) Amendment 2 in its entirety for the Old Colony Region, in accordance with the certified 3C Transportation Planning Process.

 for

Gina Fiandaca, Secretary and CEO
Massachusetts Department of Transportation (MassDOT);
Chair, Old Colony Metropolitan Planning Organization (OCMPO)

04/18/23

Date



Valerie Massard, President | Mary Waldron, Executive Director

(508) 583-1833

70 School Street, Brockton, MA 02301

www.oldcolonyplanning.org

NOTICE OF PUBLIC REVIEW AND COMMENT PERIOD
FFY 2023-2027 TRANSPORTATION IMPROVEMENT PROGRAM (TIP)
AMENDMENT 2

Old Colony Planning Council (OCPC) is making the FFY 2023-2027 TIP Amendment 2 available for a Public Review and Comment. Copies will be available at <https://oldcolonyplanning.org> and/or upon request. This process will be used as Brockton Area Transit Authority's (BAT) public participation process. BAT, the Federal Transit Administration (FTA) Section 5307(c) applicant, has consulted with the Old Colony Metropolitan Planning Organization (MPO) and concurs that the public involvement process adopted by the MPO for development of the TIP satisfies the public hearing requirements that pertain to the development of the Program of Projects for the regular Section 5307, Urbanized Area Formula Program, grant applications including the provisions for public notice and the time established for public review and comment. Public notice of public involvement activities and time established for public review and comments on the TIP will satisfy the program of projects (POP) requirements. The public discussion of the TIP at meetings of the Old Colony Joint Transportation Committee (JTC) and Old Colony MPO satisfy the Program of Projects (POP) public hearing requirements of the FTA. A public meeting of the Old Colony MPO is scheduled for April 18, 2023 at 10:00 AM. Please contact William McNulty at (774) 539-5103 for information.

Please send written comments to:
William McNulty
Old Colony Planning Council
70 School Street, Brockton, MA 02301
wmcnulty@ocpcrpa.org

Old Colony FFY 2023-2027 Transportation Improvement Program (TIP)
Proposed Amendment 2
March 21, 2023

The Old Colony Transportation Improvement Program (TIP) is a program of capital improvements and operating assistance for the transportation system in the Old Colony Region. The Old Colony TIP lists projects (highway, bridge, and transit) and operational assistance that receive federal funds and may list some projects that do not receive federal funds.

Amendment 2 includes the following three (3) changes:

FFY 2023

- STOUGHTON - CORRIDOR IMPROVEMENTS ON ROUTE 138 (607403) AC PHASE 1 OF 2
 - Total Project Cost Increase to \$17,404,332
 - Advance Construction Phase 1: \$8,411,033 (Phase 1 amount decreased by \$822,967)

- STOUGHTON - INTERSECTION IMPROVEMENTS AND RELATED WORK AT CENTRAL STREET, CANTON STREET AND TOSCA DRIVE (608279)
 - Updated Cost \$5,242,643 (Increase of \$999,666).

FFY 2024

- STOUGHTON - CORRIDOR IMPROVEMENTS ON ROUTE 138 (607403) AC PHASE 2 OF 2
 - Total Project Cost Increase to \$17,404,332
 - Advance Construction Phase 2: \$8,963,299 (Phase 2 amount increased by \$6,098,947)



TIP Revisions Report

Old Colony

STIP: 2023 - 2027 (A)

Type	Value Changed	Date of Change	Former Value	New Value	Variance	Comments
Federal Fiscal Year 2023						
Section 1A / Regionally Prioritized Projects						
Intersection Improvements						
608279 Stoughton: STOUGHTON- INTERSECTION IMPROVEMENTS AND RELATED WORK AT CENTRAL STREET, CANTON STREET AND TOSCA DRIVE						
Amendment	2023: Old Colony-CON-Intersection Improvements-STBG	3/9/2023	\$4,242,977	\$5,242,643	\$999,666	
Roadway Reconstruction						
607403 Stoughton: STOUGHTON- CORRIDOR IMPROVEMENTS ON ROUTE 138						
Amendment	2023: Old Colony-CON-Roadway Reconstruction-STBG	3/9/2023	\$9,264,000	\$8,441,033	-\$822,967	



TIP Revisions Report

Old Colony

STIP: 2023 - 2027 (A)

Type	Value Changed	Date of Change	Former Value	New Value	Variance	Comments
Federal Fiscal Year 2024						
Section 1A / Regionally Prioritized Projects						
Roadway Reconstruction						
607403 Stoughton: STOUGHTON- CORRIDOR IMPROVEMENTS ON ROUTE 138						
Amendment	2024: Old Colony-CON-Roadway Reconstruction-STBG	3/9/2023	\$2,864,352	\$8,963,299	\$6,098,947	



2023 Old Colony Region Program

STIP: 2023 - 2027 (A) Revision 5+

Program	MassDOT Project ID	MPO	Municipality	MassDOT Project Description	District	Funding Source	Total Programmed Funds	Federal Funds	Non-Federal Funds	
Federal Fiscal Year 2023										
Section 1A / Regionally Prioritized Projects							\$13,683,676	\$10,946,941	\$2,736,735	
Roadway Reconstruction	607403	Old Colony	Stoughton	STOUGHTON- CORRIDOR IMPROVEMENTS ON ROUTE 138	5	STBG	\$8,441,033	\$6,752,826	\$1,688,207	
Intersection Improvements	608279	Old Colony	Stoughton	STOUGHTON- INTERSECTION IMPROVEMENTS AND RELATED WORK AT CENTRAL STREET, CANTON STREET AND TOSCA DRIVE	5	STBG	\$5,242,643	\$4,194,114	\$1,048,529	
							STBG Programmed	\$13,683,676	\$10,946,941	\$2,736,735
							Total Programmed for Old Colony Region Projects*	\$13,683,676	\$10,946,941	\$2,736,735
							Program Target for Old Colony Region Projects	\$13,683,676	\$10,946,941	\$2,736,735
							Target Funds Available for Old Colony Region Projects	\$0	\$0	\$0
Section 1B / Earmark or Discretionary Grant Funded Projects							\$30,575,483	\$24,460,386	\$6,115,097	
Bridge On-System NHS NB	605294	Old Colony	Duxbury	DUXBURY- BRIDGE REPLACEMENT, D-14 -010 (48H & 48J), ROUTE 3 (PILGRIM HIGHWAY) NB/SB OVER FRANKLIN STREET	5	HIP-BR	\$30,575,483	\$24,460,386	\$6,115,097	
Old Colony Region Total Program Summary							\$44,259,159	\$35,407,327	\$8,851,832	

*Only includes funds counting against obligation authority



2024 Old Colony Region Program

STIP: 2023 - 2027 (A) Revision 5+

Program	MassDOT Project ID	MPO	Municipality	MassDOT Project Description	District	Funding Source	Total Programmed Funds	Federal Funds	Non-Federal Funds	
Federal Fiscal Year 2024										
Section 1A / Regionally Prioritized Projects							\$11,214,386	\$8,971,509	\$2,242,877	
Roadway Reconstruction	607403	Old Colony	Stoughton	STOUGHTON- CORRIDOR IMPROVEMENTS ON ROUTE 138	5	STBG	\$8,963,299	\$7,170,639	\$1,792,660	
Intersection Improvements	609052	Old Colony	Brockton	BROCKTON- INTERSECTION IMPROVEMENTS AT CENTRE STREET (ROUTE 123) AND PLYMOUTH STREET	5	STBG	\$2,251,087	\$1,800,870	\$450,217	
							STBG Programmed	\$11,214,386	\$8,971,509	\$2,242,877
							Total Programmed for Old Colony Region Projects*	\$11,214,386	\$8,971,509	\$2,242,877
							Program Target for Old Colony Region Projects	\$13,863,758	\$11,091,006	\$2,772,752
							Target Funds Available for Old Colony Region Projects	\$2,649,372	\$2,119,497	\$529,875
Section 2A / State Prioritized Reliability Projects							\$6,062,345	\$5,249,876	\$812,469	
Bridge Off-system	609435	Old Colony	Plympton	PLYMPTON- BRIDGE REPLACEMENT, P-14-001 (445), WINNETUXET ROAD OVER WINNETUXET RIVER	5	STBG-BR-Off	\$2,062,345	\$1,649,876	\$412,469	
Safety Improvements	S12638	Old Colony		BROCKTON- SYSTEMIC COUNTERMEASURES/SAFE SYSTEMS IMPLEMENTATION CITY-WIDE		HSIP	\$4,000,000	\$3,600,000	\$400,000	
Section 2B / State Prioritized Modernization Projects							\$3,074,203	\$2,766,783	\$307,420	
Intersection Improvements	609410	Old Colony	Brockton	BROCKTON- INTERSECTION IMPROVEMENTS AND RELATED WORK AT CENTRE STREET (ROUTE 123), CARY STREET AND LYMAN STREET	5	HSIP	\$3,074,203	\$2,766,783	\$307,420	
Old Colony Region Total Program Summary							\$20,350,934	\$16,988,168	\$3,362,767	

*Only includes funds counting against obligation authority

FFY 2023-2027 Old Colony Transportation Improvement Program (TIP) Amendment 2

Public Comment Matrix

Date	Name	Representation	Comment or Comment Summary	Response
3/29/2023	Old Colony Planning Council (OCPC) Board of Directors	Old Colony Region	<p>Staff presented Amendment 2 to the Old Colony Planning Council Board of Directors on 3/29/2023.</p> <p>Following discussion regarding an explanation of why project costs increased, the Board voted unanimously to approve Amendment 2 as presented.</p>	Noted
4/6/2023	Old Colony Joint Transportation Committee (JTC)	Old Colony Region	Staff presented Amendment 2 to the Old Colony Joint Transportation Committee on 4/6/2023.	Noted.

FFY 2023-2027 Old Colony Transportation Improvement Program (TIP) Amendment 2

Public Comment Matrix

			The Joint Transportation Committee voted unanimously to approve Amendment 2 as presented.	
--	--	--	---	--

Comments as of Close of Business (COB) on April 14, 2023.

Public Notices

Originally published at enterpriseneews.com on 03/22/2023

70 SCHOOL ST

LEGAL NOTICE

NOTICE OF PUBLIC REVIEW AND COMMENT PERIOD

FFY 2023-2027 TRANSPORTATION IMPROVEMENT PROGRAM (TIP)

AMENDMENT 2

Old Colony Planning Council (OCPC) is making the FFY 2023-2027 TIP Amendment 2 available for a Public Review and Comment. Copies will be available at <https://oldcolonyplanning.org> and/or upon request. This process will be used as Brockton Area Transit Authority's (BAT) public participation process. BAT, the Federal Transit Administration (FTA) Section 5307(c) applicant, has consulted with the Old Colony Metropolitan Planning Organization (MPO) and concurs that the public involvement process adopted by the MPO for development of the TIP satisfies the public hearing requirements that pertain to the development of the Program of Projects for the regular Section 5307, Urbanized Area Formula Program, grant applications including the provisions for public notice and the time established for public review and comment. Public notice of public involvement activities and time established for public review and comments on the TIP will satisfy the program of projects (POP) requirements. The public discussion of the TIP at meetings of the Old Colony Joint Transportation Committee (JTC) and Old Colony MPO satisfy the Program of Projects (POP) public hearing requirements of the FTA. A public meeting of the Old Colony MPO is scheduled for April 18, 2023 at 10:00 AM. Please contact William McNulty at (774) 539-5103 for information. Please send written comments to: William McNulty, Old Colony Planning Council, 70 School Street, Brockton, MA 02301, or wmcnulty@ocpcrpa.org

AD#8586878

BE 03/22/2023

Public Notices

Originally published at patriotledger.com on 03/23/2023

70 SCHOOL ST

LEGAL NOTICE

NOTICE OF PUBLIC REVIEW AND COMMENT PERIOD

FFY 2023-2027 TRANSPORTATION IMPROVEMENT PROGRAM (TIP)

AMENDMENT 2

Old Colony Planning Council (OCPC) is making the FFY 2023-2027 TIP Amendment 2 available for a Public Review and Comment. Copies will be available at <https://oldcolonyplanning.org> and/or upon request. This process will be used as Brockton Area Transit Authority's (BAT) public participation process. BAT, the Federal Transit Administration (FTA) Section 5307(c) applicant, has consulted with the Old Colony Metropolitan Planning Organization (MPO) and concurs that the public involvement process adopted by the MPO for development of the TIP satisfies the public hearing requirements that pertain to the development of the Program of Projects for the regular Section 5307, Urbanized Area Formula Program, grant applications including the provisions for public notice and the time established for public review and comment. Public notice of public involvement activities and time established for public review and comments on the TIP will satisfy the program of projects (POP) requirements. The public discussion of the TIP at meetings of the Old Colony Joint Transportation Committee (JTC) and Old Colony MPO satisfy the Program of Projects (POP) public hearing requirements of the FTA. A public meeting of the Old Colony MPO is scheduled for April 18, 2023 at 10:00 AM. Please contact William McNulty at (774) 539-5103 for information. Please send written comments to: William McNulty, Old Colony Planning Council, 70 School Street, Brockton, MA 02301, or wmcnulty@ocpcrpa.org

AD#8586795

PL 03/22/2023

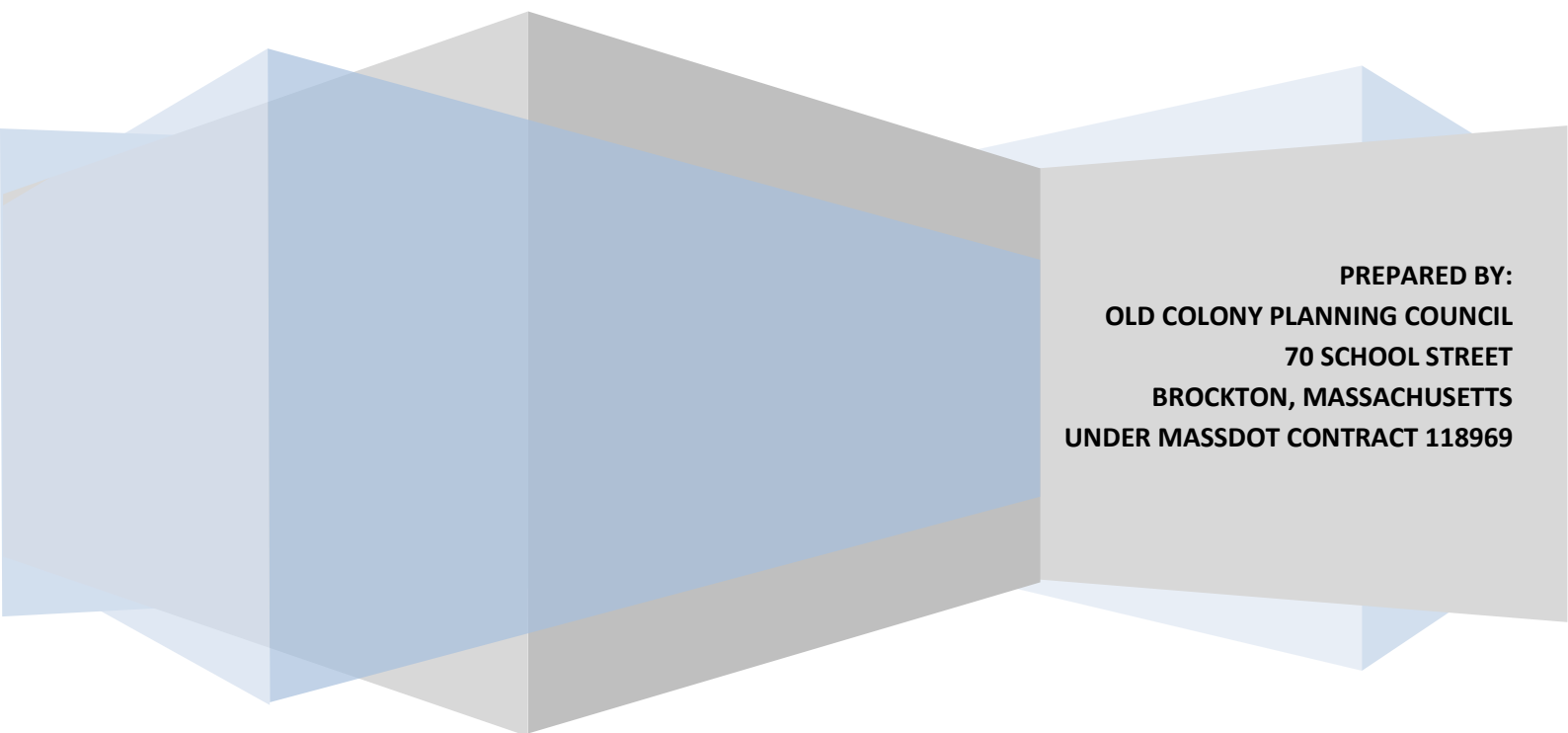
OLD COLONY METROPOLITAN PLANNING ORGANIZATION (MPO)

FFY 2023-2027 OLD COLONY TRANSPORTATION IMPROVEMENT PROGRAM (TIP) AMENDMENT 3

ENDORSED BY THE OLD COLONY MPO ON MAY 16, 2023

PREPARED IN COOPERATION WITH:

- **BROCKTON AREA TRANSIT AUTHORITY (BAT)**
- **FEDERAL HIGHWAY ADMINISTRATION (FHWA)**
- **FEDERAL TRANSIT ADMINISTRATION (FTA)**
- **MASSACHUSETTS DEPARTMENT OF TRANSPORTATION (MASSDOT)**
- **OLD COLONY PLANNING COUNCIL (OCPC)**




**PREPARED BY:
OLD COLONY PLANNING COUNCIL
70 SCHOOL STREET
BROCKTON, MASSACHUSETTS
UNDER MASSDOT CONTRACT 118969**

OLD COLONY METROPOLITAN PLANNING ORGANIZATION (MPO)

FFY 2023-2027 OLD COLONY TRANSPORTATION IMPROVEMENT PROGRAM (TIP)

**ENDORSEMENT OF
FFY 2023-2027 OLD COLONY TRANSPORTATION IMPROVEMENT PROGRAM (TIP)
AMENDMENT 3**

This is to certify that the Signatories of the Old Colony Metropolitan Planning Organization, at their Old Colony MPO meeting on May 16, 2023 hereby approve and endorse the FFY 2023-2027 Old Colony Transportation Improvement Program (TIP) Amendment 3 in its entirety for the Old Colony Region, in accordance with the certified 3C Transportation Planning Process.



Gina Manduca, Secretary and CEO
Massachusetts Department of Transportation (MassDOT);
Chair, Old Colony Metropolitan Planning Organization (OCMPO)

5/16/23
Date



Rebecca Coletta, President | Mary Waldron, Executive Director

(508) 583-1833

70 School Street, Brockton, MA 02301

www.oldcolonyplanning.org

NOTICE OF PUBLIC REVIEW AND COMMENT PERIOD
FFY 2023-2027 TRANSPORTATION IMPROVEMENT PROGRAM (TIP)
AMENDMENT 3
DRAFT FFY 2024-2028 TRANSPORTATION IMPROVEMENT PROGRAM
(TIP)

Old Colony Planning Council (OCPC) is making the FFY 2023-2027 TIP Amendment 3 and Draft Old Colony FFY 2024-2028 Transportation Improvement Program available for a Public Review and Comment. Copies will be available at <https://oldcolonyplanning.org> and/or upon request. This process will be used as Brockton Area Transit Authority's (BAT) public participation process. BAT, the Federal Transit Administration (FTA) Section 5307(c) applicant, has consulted with the Old Colony Metropolitan Planning Organization (MPO) and concurs that the public involvement process adopted by the MPO for development of the TIP satisfies the public hearing requirements that pertain to the development of the Program of Projects for the regular Section 5307, Urbanized Area Formula Program, grant applications including the provisions for public notice and the time established for public review and comment. Public notice of public involvement activities and time established for public review and comments on the TIP will satisfy the program of projects (POP) requirements. The public discussion of the TIP at meetings of the Old Colony Joint Transportation Committee (JTC) and Old Colony MPO satisfies the Program of Projects (POP) public hearing requirements of the FTA. A public meeting of the Old Colony MPO is scheduled for May 16, 2023 at 10:00 AM. Please contact William McNulty at (774) 539-5103 for information.

Please send written comments to:
William McNulty
Old Colony Planning Council
70 School Street, Brockton, MA 02301
wmcnulty@ocpcrpa.org

Old Colony FFY 2023-2027 Transportation Improvement Program (TIP)
Proposed Amendment 3
April 16, 2023

The Old Colony Transportation Improvement Program (TIP) is a program of capital improvements and operating assistance for the transportation system in the Old Colony Region. The Old Colony TIP lists projects (highway, bridge, and transit) and operational assistance that receive federal funds and may list some projects that do not receive federal funds.

The City of Brockton has been awarded. a Strengthening Mobility and Revolutionizing Transportation (SMART) Program Grant from the United States Department of Transportation in the amount of \$1,496,630 for its Downtown Brockton Transportation Technology Project. Per the project schedule, this BIL Discretionary Grant award must be programmed in the FFY 2023 element of the FFY 2023-2027 Transportation Improvement Program (TIP).

FFY 2023

- BROCKOTN – DOWNTOWN BROCKTON TRANSPORTATION TECHNOLOGY PROJECT
 - Total Project Cost Is \$1,496,630
 - Project is 100% funded by Bipartisan Infrastructure Law (BIL) Discretionary Grant and does not affect existing programmed projects or regional target.



STIP Investments Report
2023 Old Colony Region

STIP: 2023 - 2027 (A) Revision 6+

Year	MassDOT Project ID	MPO	Municipality	MassDOT Project Description	District	Funding Source	Adjusted TFPC	Total Programmed Funds	Federal Funds	Non-Federal Funds	MPO Project Score	Entity Receiving Transfer	PSAC Score	Earmark Details	Proponent	Other Information
Federal Fiscal Year 2023								\$45,755,789	\$36,903,957	\$8,851,832						
Section 1A / Regionally Prioritized Projects								\$13,683,676	\$10,946,941	\$2,736,735						
Roadway Reconstruction								\$8,441,033	\$6,752,826	\$1,688,207						
2023	607403	Old Colony	Stoughton	STOUGHTON- CORRIDOR IMPROVEMENTS ON ROUTE 138	5	STBG	\$17,404,332	\$8,441,033	\$6,752,826	\$1,688,207	51.78					Construction; Total Cost is \$12,128,352; Advance Construction (AC): AC Year 1 of 2
Intersection Improvements								\$5,242,643	\$4,194,114	\$1,048,529						
2023	608279	Old Colony	Stoughton	STOUGHTON- INTERSECTION IMPROVEMENTS AND RELATED WORK AT CENTRAL STREET, CANTON STREET AND TOSCA DRIVE	5	STBG	\$5,242,643	\$5,242,643	\$4,194,114	\$1,048,529	43.22					Construction; Total Cost is \$4,242,977; Year of Expenditure is \$4,242,977; TEC Score is 43.22; Status is 100% Design
Section 1B / Earmark or Discretionary Grant Funded Projects								\$32,072,113	\$25,957,016	\$6,115,097						
Bridge On-System NHS NB								\$30,575,483	\$24,460,386	\$6,115,097						
2023	605294	Old Colony	Duxbury	DUXBURY- BRIDGE REPLACEMENT, D-14-010 (48H & 48J), ROUTE 3 (PILGRIM HIGHWAY) NB/SB OVER FRANKLIN STREET	5	HIP-BR	\$33,412,501	\$30,575,483	\$24,460,386	\$6,115,097					MassDOT	Construction; Total Cost is \$30,575,483; Year of Expenditure is \$30,575,483; TEC Score is N/A; Status is 25% Design
Earmark Discretionary								\$1,496,630	\$1,496,630	\$0						
2023	S12829	Old Colony	Brockton	Downtown Brockton Transportation Technology Project (City of Brockton SMART Grant)	5	HPP-100	\$1,496,630	\$1,496,630	\$1,496,630	\$0						FFY 2023 obligation needed, per project schedule. 100% federal, per program
Section 2B / State Prioritized Modernization Projects								\$0	\$0	\$0						
Intersection Improvements								\$0	\$0	\$0						
2023	609410	Old Colony	Brockton	BROCKTON- INTERSECTION IMPROVEMENTS AND RELATED WORK AT CENTRE STREET (ROUTE 123), CARY STREET AND LYMAN STREET	5	HSIP	\$2,606,946	\$0	\$0	\$0	48.89					Construction; Total Cost is \$2,955,964; Year of Expenditure is \$3,074,203; TEC Score is 48.89; Status is 25% Design

Draft FFY 2023-2027 Old Colony Transportation Improvement Program (TIP) Amendment 3

Public Comment Matrix

Date	Name	Representation	Comment or Summary	Response
4/26/2023	Old Colony Planning Council (OCPC) Board of Directors	Old Colony Region	The OCPC Board of Directors, at their public meeting on April 26, 2023, reviewed and approved Amendment 3 to the FFY 2023-2027 Old Colony TIP.	Noted.
5/4/2023	Old Colony Joint Transportation (JTC)	Old Colony Region	The Old Colony JTC, at their public meeting on May 4, 2023, reviewed and approved Amendment 3 to the FFY 2023-2027 Old Colony TIP	Noted.

Comments as of Close of Business (COB) on May 12, 2023

Ad Preview

PUBLIC REVIEW AND
COMMENT PERIOD
LEGAL NOTICE
NOTICE OF PUBLIC
REVIEW AND COMMENT
PERIOD
FFY 2023-2027
TRANSPORTATION
IMPROVEMENT
PROGRAM (TIP)
AMENDMENT 3
DRAFT FFY 2024-2028
TRANSPORTATION
IMPROVEMENT
PROGRAM (TIP)

Old Colony Planning Council (OCPC) is making the FFY 2023-2027 TIP Amendment 3 and Draft Old Colony FFY 2024-2028 Transportation Improvement Program available for a Public Review and Comment. Copies will be available at <https://oldcolonyplanning.org> and/or upon request. This process will be used as Brockton Area Transit Authority's (BAT) public participation process. BAT, the Federal Transit Administration (FTA) Section 5307(c) applicant, has consulted with the Old Colony Metropolitan Planning Organization (MPO) and concurs that the public involvement process adopted by the MPO for development of the TIP satisfies the public hearing requirements that pertain to the development of the Program of Projects for the regular Section 5307, Urbanized Area Formula Program, grant applications including the provisions for public notice and the time established for public review and comment. Public notice of public involvement activities and time established for public review and comments on the TIP will satisfy the program of projects (POP) requirements. The public discussion of the TIP at meetings of the Old Colony Joint Transportation Committee (JTC) and Old Colony MPO satisfies the Program of Projects (POP) public hearing requirements of the FTA. A public meeting of the Old Colony MPO is scheduled for May 16, 2023 at 10:00 AM. Please contact William McNulty at (774) 539-5103 for information.

Please send written comments to:
William McNulty
Old Colony Planning Council
70 School Street, Brockton,
MA 02301
wmcnulty@ocpcra.org

#8716621
BE 4/19/23

Ad Preview

PUBLIC REVIEW AND
COMMENT PERIOD
LEGAL NOTICE
NOTICE OF PUBLIC
REVIEW AND COMMENT
PERIOD
FFY 2023-2027
TRANSPORTATION
IMPROVEMENT
PROGRAM (TIP)
AMENDMENT 3
DRAFT FFY 2024-2028
TRANSPORTATION
IMPROVEMENT
PROGRAM (TIP)

Old Colony Planning Council (OCPC) is making the FFY 2023-2027 TIP Amendment 3 and Draft Old Colony FFY 2024-2028 Transportation Improvement Program available for a Public Review and Comment. Copies will be available at <https://oldcolonyplanning.org> and/or upon request. This process will be used as Brockton Area Transit Authority's (BAT) public participation process. BAT, the Federal Transit Administration (FTA) Section 5307(c) applicant, has consulted with the Old Colony Metropolitan Planning Organization (MPO) and concurs that the public involvement process adopted by the MPO for development of the TIP satisfies the public hearing requirements that pertain to the development of the Program of Projects for the regular Section 5307, Urbanized Area Formula Program, grant applications including the provisions for public notice and the time established for public review and comment. Public notice of public involvement activities and time established for public review and comments on the TIP will satisfy the program of projects (POP) requirements. The public discussion of the TIP at meetings of the Old Colony Joint Transportation Committee (JTC) and Old Colony MPO satisfies the Program of Projects (POP) public hearing requirements of the FTA. A public meeting of the Old Colony MPO is scheduled for May 16, 2023 at 10:00 AM. Please contact William McNulty at (774) 539-5103 for information.

Please send written comments to:
William McNulty
Old Colony Planning Council
70 School Street, Brockton,
MA 02301
wmcnulty@ocpcra.org

#8716646
PL 4/19/23


OLD COLONY METROPOLITAN PLANNING ORGANIZATION (MPO)

FFY 2023-2027 OLD COLONY TRANSPORTATION IMPROVEMENT PROGRAM (TIP) AMENDMENT 4

ENDORSED BY THE OLD COLONY MPO ON JULY 18, 2023

PREPARED IN COOPERATION WITH:

- **BROCKTON AREA TRANSIT AUTHORITY (BAT)**
- **FEDERAL HIGHWAY ADMINISTRATION (FHWA)**
- **FEDERAL TRANSIT ADMINISTRATION (FTA)**
- **MASSACHUSETTS DEPARTMENT OF TRANSPORTATION (MASSDOT)**
- **OLD COLONY PLANNING COUNCIL (OCPC)**



**PREPARED BY:
OLD COLONY PLANNING COUNCIL
70 SCHOOL STREET
BROCKTON, MASSACHUSETTS
UNDER MASSDOT CONTRACT 118969**



Rebecca Coletta, President | Mary Waldron, Executive Director

(508) 583-1833

70 School Street, Brockton, MA 02301

www.oldcolonyplanning.org

NOTICE OF PUBLIC REVIEW AND COMMENT PERIOD
FFY 2023-2027 TRANSPORTATION IMPROVEMENT PROGRAM (TIP)
AMENDMENT 4

Old Colony Planning Council (OCPC) is making the FFY 2023-2027 TIP Amendment 4 available for a Public Review and Comment. Copies will be available at <https://oldcolonyplanning.org> and/or upon request. This process will be used as Brockton Area Transit Authority's (BAT) public participation process. BAT, the Federal Transit Administration (FTA) Section 5307(c) applicant, has consulted with the Old Colony Metropolitan Planning Organization (MPO) and concurs that the public involvement process adopted by the MPO for development of the TIP satisfies the public hearing requirements that pertain to the development of the Program of Projects for the regular Section 5307, Urbanized Area Formula Program, grant applications including the provisions for public notice and the time established for public review and comment. Public notice of public involvement activities and time established for public review and comments on the TIP will satisfy the program of projects (POP) requirements. The public discussion of the TIP at meetings of the Old Colony Joint Transportation Committee (JTC) and Old Colony MPO satisfies the Program of Projects (POP) public hearing requirements of the FTA. A public meeting of the Old Colony MPO is scheduled for July 18, 2023 at 10:00 AM. Please contact William McNulty at (774) 539-5103 for information.

Please send written comments to:
William McNulty
Old Colony Planning Council
70 School Street, Brockton, MA 02301
wmcnulty@ocpcrpa.org

FFY 2023-2027 Old Colony Transportation Improvement Program (TIP)
Proposed Amendment 4
June 20, 2023

The Old Colony Transportation Improvement Program (TIP) is a program of capital improvements and operating assistance for the transportation system in the Old Colony Region. The Old Colony TIP lists projects (highway, bridge, and transit) and operational assistance that receive federal funds and may list some projects that do not receive federal funds.

Amendment 4 includes the following changes:

FFY 2023

1. STOUGHTON - CORRIDOR IMPROVEMENTS ON ROUTE 138 (607403) FROM 300 FEET NORTH OF CHARLES STREET TO LINCOLN STREET AC YEAR 1 OF 2
 - Change in geographic scope
 - Total Project Cost Decrease to \$10,964,395
 - Advance Construction Year 1: \$8,411,033

2. BROCKTON AREA ARC, INC
 - Total Project is \$78,604
 - Buy Van for Service (SVC) Expansion (5310)
 - FFY 2023 Cost is \$72,741; FFY 2024 Cost is \$5,863

3. BROCKTON AREA ARC, INC
 - Total Project is \$121,00
 - Buy Van for Service (SVC) Expansion (5310) Type Ca
 - FFY 2023 Cost is \$121,000

4. BROCKTON AREA TRANSIT (BAT) AUTHORITY
 - Total Project is \$121,000
 - Buy Replacement Type Ca Van
 - FFY 2023 Cost is \$96,800; FFY Cost is \$24,200

5. BROCKTON AREA TRANSIT (BAT) AUTHORITY
 - Total Project Cost is \$318,000
 - Buy Replacement Type E Vans
 - FFY 2023 Cost is \$254,400; FFY 2024 Cost is \$63,600

FFY 2024

1. STOUGHTON - CORRIDOR IMPROVEMENTS ON ROUTE 138 (607403) FROM 300 FEET NORTH OF CHARLES STREET TO LINCOLN STREET AC YEAR 2 OF 2
 - Change in geographic scope
 - Total Project Cost \$10,964,395
 - Advance Construction Year 2: \$2,664,192 (Year 2 FFY 2024 Cost Decrease By \$6,299,107)

2. BROCKTON AREA ARC, INC
 - Total Project is \$78,604
 - Buy Van for Service (SVC) Expansion (GOBOND)
 - FFY 2023 Cost is \$72,741; FFY 2024 Cost is \$5,863

3. BROCKTON AREA TRANSIT (BAT) AUTHORITY
 - Total Project is \$121,000
 - Buy Replacement Type Ca Van (GOBOND)
 - FFY 2023 Cost is \$96,800; FFY Cost is \$24,200

4. BROCKTON AREA TRANSIT (BAT) AUTHORITY
 - Total Project Cost is \$318,000
 - Buy Replacement Type E Vans (GOBOND)
 - FFY 2023 Cost is \$254,400; FFY 2024 Cost is \$63,600



STIP Investments Report Old Colony Region

STIP: 2023 - 2027 (A) Revision 11+

Year	MassDOT Project ID	MPO	Municipality	MassDOT Project Description	District	Funding Source	Adjusted TFPC	Total Programmed Funds	Federal Funds	Non-Federal Funds
Federal Fiscal Year 2023								\$45,755,789	\$36,903,957	\$8,851,832
Section 1A / Regionally Prioritized Projects								\$13,683,676	\$10,946,941	\$2,736,735
Roadway Reconstruction								\$8,441,033	\$6,752,826	\$1,688,207
2023	607403	Old Colony	Stoughton	STOUGHTON- CORRIDOR IMPROVEMENTS ON ROUTE 138, FROM 300 FEET NORTH OF CHARLES AVENUE TO LINCOLN STREET (PHASE 1)	5	STBG	\$10,964,395	\$8,441,033	\$6,752,826	\$1,688,207
Intersection Improvements								\$5,242,643	\$4,194,114	\$1,048,529
2023	608279	Old Colony	Stoughton	STOUGHTON- INTERSECTION IMPROVEMENTS AND RELATED WORK AT CENTRAL STREET, CANTON STREET AND TOSCA DRIVE	5	STBG	\$5,281,021	\$5,242,643	\$4,194,114	\$1,048,529
Section 1B / Earmark or Discretionary Grant Funded Projects								\$32,072,113	\$25,957,016	\$6,115,097
Bridge On-System NHS NB								\$30,575,483	\$24,460,386	\$6,115,097
2023	605294	Old Colony	Duxbury	DUXBURY- BRIDGE REPLACEMENT, D-14-010 (48H & 48J), ROUTE 3 (PILGRIM HIGHWAY) NB/SB OVER FRANKLIN STREET	5	HIP-BR	\$33,412,501	\$30,575,483	\$24,460,386	\$6,115,097
Earmark Discretionary								\$1,496,630	\$1,496,630	\$0
2023	S12829	Old Colony	Brockton	Downtown Brockton Transportation Technology Project (City of Brockton SMART Grant)	5	HPP-100	\$1,496,630	\$1,496,630	\$1,496,630	\$0
Section 2B / State Prioritized Modernization Projects								\$0	\$0	\$0
Intersection Improvements								\$0	\$0	\$0
2023	609410	Old Colony	Brockton	BROCKTON- INTERSECTION IMPROVEMENTS AND RELATED WORK AT CENTRE STREET (ROUTE 123), CARY STREET AND LYMAN STREET	5	HSIP	\$2,606,946	\$0	\$0	\$0



STIP Investments Report Old Colony Region

STIP: 2023 - 2027 (A) Revision 11+

Year	MassDOT Project ID	MPO	Municipality	MassDOT Project Description	District	Funding Source	Adjusted TFPC	Total Programmed Funds	Federal Funds	Non-Federal Funds
Federal Fiscal Year 2024								\$14,051,827	\$11,948,882	\$2,102,945
Section 1A / Regionally Prioritized Projects								\$4,915,279	\$3,932,223	\$983,056
Roadway Reconstruction								\$2,664,192	\$2,131,354	\$532,838
2024	607403	Old Colony	Stoughton	STOUGHTON- CORRIDOR IMPROVEMENTS ON ROUTE 138, FROM 300 FEET NORTH OF CHARLES AVENUE TO LINCOLN STREET (PHASE 1)	5	STBG	\$10,964,395	\$2,664,192	\$2,131,354	\$532,838
Intersection Improvements								\$2,251,087	\$1,800,870	\$450,217
2024	609052	Old Colony	Brockton	BROCKTON- INTERSECTION IMPROVEMENTS AT CENTRE STREET (ROUTE 123) AND PLYMOUTH STREET	5	STBG	\$2,904,502	\$2,251,087	\$1,800,870	\$450,217
Section 2A / State Prioritized Reliability Projects								\$6,062,345	\$5,249,876	\$812,469
Bridge Off-system								\$2,062,345	\$1,649,876	\$412,469
2024	609435	Old Colony	Plympton	PLYMPTON- BRIDGE REPLACEMENT, P-14-001 (445), WINNETUXET ROAD OVER WINNETUXET RIVER	5	STBG-BR-Off	\$1,392,875	\$2,062,345	\$1,649,876	\$412,469
Safety Improvements								\$4,000,000	\$3,600,000	\$400,000
2024	S12638	Old Colony		BROCKTON- SYSTEMIC COUNTERMEASURES/SAFE SYSTEMS IMPLEMENTATION CITY-WIDE		HSIP	\$4,000,000	\$4,000,000	\$3,600,000	\$400,000
Section 2B / State Prioritized Modernization Projects								\$3,074,203	\$2,766,783	\$307,420
Intersection Improvements								\$3,074,203	\$2,766,783	\$307,420
2024	609410	Old Colony	Brockton	BROCKTON- INTERSECTION IMPROVEMENTS AND RELATED WORK AT CENTRE STREET (ROUTE 123), CARY STREET AND LYMAN STREET	5	HSIP	\$2,606,946	\$3,074,203	\$2,766,783	\$307,420



STIP Investments Report

Program Activity: Transit, Brockton Area Transit

STIP: 2023 - 2027 (A) Revision 11+

Year	MassDOT Project ID	Municipality	Program	MassDOT Project Description	Funding Source	Total Project Cost	Total Programmed Funds	Federal Funds	State Funds	Other Funds
Federal Fiscal Year 2023							\$9,734,541	\$5,475,463	\$3,927,000	\$332,078
Brockton Area Transit							\$9,734,541	\$5,475,463	\$3,927,000	\$332,078
2023	BAT011500		RTA Vehicle Replacement	5310 - BAT Buy Replacement Type E Vans	5310	\$318,000	\$254,400	\$254,400		
2023	BAT011501		RTA Vehicle Replacement	BAT - Buy Replacement Type Ca Van	5310	\$121,000	\$96,800	\$96,800		
2023	BAT011502		RTA Fleet Upgrades	Brockton Area Arc, Inc. - BUY VAN FOR SVC EXPANSION (5310) Type Ca	5310	\$121,000	\$96,800	\$96,800		
2023	BAT011502		RTA Fleet Upgrades	Brockton Area Arc, Inc. - BUY VAN FOR SVC EXPANSION (5310) Type Ca	LF	\$121,000	\$24,200			\$24,200
2023	BAT011551		RTA Fleet Upgrades	Brockton Area Arc, Inc. - BUY VAN FOR SVC EXPANSION (5310)	5310	\$78,604	\$62,883	\$62,883		
2023	BAT011551		RTA Fleet Upgrades	Brockton Area Arc, Inc. - BUY VAN FOR SVC EXPANSION (5310)	LF	\$78,604	\$9,858			\$9,858
2023	RTD0011330		RTA Facility & Vehicle Maintenance	BAT - ACQUIRE MISC SUPPORT EQUIPMENT	5307	\$100,000	\$80,000	\$80,000		
2023	RTD0011330		RTA Facility & Vehicle Maintenance	BAT - ACQUIRE MISC SUPPORT EQUIPMENT	RTACAP	\$100,000	\$20,000		\$20,000	
2023	RTD0011331		RTA Facility & Vehicle Maintenance	BAT - BUY ASSOC CAP MAINT ITEMS	5307	\$50,000	\$40,000	\$40,000		
2023	RTD0011331		RTA Facility & Vehicle Maintenance	BAT - BUY ASSOC CAP MAINT ITEMS	RTACAP	\$50,000	\$10,000		\$10,000	
2023	RTD0011332		RTA Facility & Vehicle Maintenance	BAT - ACQUIRE-SHOP EQUIPMENT	5307	\$500,000	\$400,000	\$400,000		
2023	RTD0011332		RTA Facility & Vehicle Maintenance	BAT - ACQUIRE-SHOP EQUIPMENT	RTACAP	\$500,000	\$100,000		\$100,000	
2023	RTD0011333		RTA Facility & Vehicle Maintenance	BAT - TERMINAL, INTERMODAL (TRANSIT)	5307	\$127,000	\$80,000	\$80,000		



STIP Investments Report

Program Activity: Transit, Brockton Area Transit

STIP: 2023 - 2027 (A) Revision 11+

2023	RTD0011333		RTA Facility & Vehicle Maintenance	BAT - TERMINAL, INTERMODAL (TRANSIT)	RTACAP	\$127,000	\$47,000		\$47,000	
2023	RTD0011334		RTA Facility & Vehicle Maintenance	BAT - REHAB RENOVATE MAINTENANCE FACILITY	5307	\$500,000	\$400,000	\$400,000		
2023	RTD0011334		RTA Facility & Vehicle Maintenance	BAT - REHAB RENOVATE MAINTENANCE FACILITY	RTACAP	\$500,000	\$100,000		\$100,000	
2023	RTD0011361		RTA Fleet Upgrades	BAT - BUY REPLACEMENT 35-FT BUS ELECTRIC (6)	5307	\$6,500,000	\$3,250,000	\$3,250,000		
2023	RTD0011361		RTA Fleet Upgrades	BAT - BUY REPLACEMENT 35-FT BUS ELECTRIC (6)	RTACAP	\$6,500,000	\$3,250,000		\$3,250,000	
2023	RTD0011362		RTA Facility & System Modernization	BAT - PURCHASE MISC ELEC/POWER EQUIP	5307	\$800,000	\$400,000	\$400,000		
2023	RTD0011362		RTA Facility & System Modernization	BAT - PURCHASE MISC ELEC/POWER EQUIP	RTACAP	\$800,000	\$400,000		\$400,000	
2023	T00176		Mobility Assistance Program	Bridgewater COA - Funding for staff salaries, outreach and promotional materials, and microtransit scheduling software for a program to provide weekly shuttles and on-demand trips (5310)	5310	\$27,600	\$22,080	\$22,080		
2023	T00176		Mobility Assistance Program	Bridgewater COA - Funding for staff salaries, outreach and promotional materials, and microtransit scheduling software for a program to provide weekly shuttles and on-demand trips (5310)	LF	\$27,600	\$5,520			\$5,520
2023	T00220		Mobility Assistance Program	BAT - Expanded Service to Town of Rockland (5310)	5310	\$275,000	\$137,500	\$137,500		
2023	T00220		Mobility Assistance Program	BAT - Expanded Service to Town of Rockland (5310)	LF	\$275,000	\$137,500			\$137,500
2023	T00230		Mobility Assistance Program	Old Colony Planning Council - Mileage Reimbursement (5310)	5310	\$60,000	\$30,000	\$30,000		
2023	T00230		Mobility Assistance Program	Old Colony Planning Council - Mileage Reimbursement (5310)	ONF	\$60,000	\$30,000			\$30,000
2023	T00232		Mobility Assistance Program	South Shore Community Action Council - Operating funds (5310)	5310	\$250,000	\$125,000	\$125,000		
2023	T00232		Mobility Assistance Program	South Shore Community Action Council - Operating funds (5310)	ONF	\$250,000	\$125,000			\$125,000



STIP Investments Report

Program Activity: Transit, Brockton Area Transit

STIP: 2023 - 2027 (A) Revision 11+

Year	MassDOT Project ID	Municipality	Program	MassDOT Project Description	Funding Source	Total Project Cost	Total Programmed Funds	Federal Funds	State Funds	Other Funds
Federal Fiscal Year 2024							\$9,173,663	\$6,964,000	\$2,209,663	
Brockton Area Transit							\$9,173,663	\$6,964,000	\$2,209,663	
2024	BAT011500		RTA Vehicle Replacement	5310 - BAT Buy Replacement Type E Vans	GOBOND	\$318,000	\$63,600		\$63,600	
2024	BAT011501		RTA Vehicle Replacement	BAT - Buy Replacement Type Ca Van	GOBOND	\$121,000	\$24,200		\$24,200	
2024	BAT011551		RTA Fleet Upgrades	Brockton Area Arc, Inc. - BUY VAN FOR SVC EXPANSION (5310)	GOBOND	\$78,604	\$5,863		\$5,863	
2024	RTD0011335		RTA Facility & Vehicle Maintenance	BAT - BUY ASSOC CAP MAINT ITEMS	5307	\$50,000	\$40,000	\$40,000		
2024	RTD0011335		RTA Facility & Vehicle Maintenance	BAT - BUY ASSOC CAP MAINT ITEMS	RTACAP	\$50,000	\$10,000		\$10,000	
2024	RTD0011336		RTA Facility & Vehicle Maintenance	BAT - REHAB RENOVATE-MAINTENANCE FACILITY	5307	\$150,000	\$120,000	\$120,000		
2024	RTD0011336		RTA Facility & Vehicle Maintenance	BAT - REHAB RENOVATE-MAINTENANCE FACILITY	RTACAP	\$150,000	\$30,000		\$30,000	
2024	RTD0011337		RTA Facility & Vehicle Maintenance	BAT - TERMINAL, INTERMODAL (TRANSIT)	5307	\$100,000	\$80,000	\$80,000		
2024	RTD0011337		RTA Facility & Vehicle Maintenance	BAT - TERMINAL, INTERMODAL (TRANSIT)	RTACAP	\$100,000	\$20,000		\$20,000	
2024	RTD0011338		RTA Facility & Vehicle Maintenance	BAT - REHAB RENOVATE-BUS PARK & RIDE LOT	5307	\$50,000	\$40,000	\$40,000		
2024	RTD0011338		RTA Facility & Vehicle Maintenance	BAT - REHAB RENOVATE-BUS PARK & RIDE LOT	RTACAP	\$50,000	\$10,000		\$10,000	
2024	RTD0011339		RTA Facility & Vehicle Maintenance	BAT - ACQUIRE MISC SUPPORT EQUIPMENT	5307	\$100,000	\$80,000	\$80,000		
2024	RTD0011339		RTA Facility & Vehicle Maintenance	BAT - ACQUIRE MISC SUPPORT EQUIPMENT	RTACAP	\$100,000	\$20,000		\$20,000	
2024	RTD0011340		RTA Vehicle Replacement	BAT - ACQUIRE SUPPORT VEHICLE (1)	5307	\$80,000	\$64,000	\$64,000		



STIP Investments Report

Program Activity: Transit, Brockton Area Transit

STIP: 2023 - 2027 (A) Revision 11+

Year	MassDOT Project ID	Municipality	Program	MassDOT Project Description	Funding Source	Total Project Cost	Total Programmed Funds	Federal Funds	State Funds	Other Funds
2024	RTD0011340		RTA Vehicle Replacement	BAT - ACQUIRE SUPPORT VEHICLE (1)	RTACAP	\$80,000	\$16,000		\$16,000	
2024	RTD0011341		RTA Facility & Vehicle Maintenance	BAT- VEH OVERHAUL (4)	5307	\$1,000,000	\$500,000	\$500,000		
2024	RTD0011341		RTA Facility & Vehicle Maintenance	BAT- VEH OVERHAUL (4)	RTACAP	\$1,000,000	\$500,000		\$500,000	
2024	RTD0011342		RTA Facility & Vehicle Maintenance	BAT - PURCHASE BUS SHELTERS	5307	\$300,000	\$240,000	\$240,000		
2024	RTD0011342		RTA Facility & Vehicle Maintenance	BAT - PURCHASE BUS SHELTERS	RTACAP	\$300,000	\$60,000		\$60,000	
2024	RTD0011363		RTA Fleet Upgrades	BAT - BUY REPLACEMENT 40-FT BUS ELECTRIC (4)	OF	\$4,600,000	\$3,680,000	\$3,680,000		
2024	RTD0011363		RTA Fleet Upgrades	BAT - BUY REPLACEMENT 40-FT BUS ELECTRIC (4)	RTACAP	\$4,600,000	\$920,000		\$920,000	
2024	RTD0011364		RTA Fleet Upgrades	BAT - BUY REPLACEMENT 35-FT BUS ELECTRIC (2)	OF	\$2,300,000	\$1,840,000	\$1,840,000		
2024	RTD0011364		RTA Fleet Upgrades	BAT - BUY REPLACEMENT 35-FT BUS ELECTRIC (2)	RTACAP	\$2,300,000	\$460,000		\$460,000	
2024	RTD0011365		RTA Fleet Upgrades	BAT - PURCHASE MISC ELEC/POWER EQUIP	OF	\$350,000	\$280,000	\$280,000		
2024	RTD0011365		RTA Fleet Upgrades	BAT - PURCHASE MISC ELEC/POWER EQUIP	RTACAP	\$350,000	\$70,000		\$70,000	

Public Notices

Originally published at enterpriseneews.com on 06/21/2023

PUBLIC REVIEW TRANSPORTATION IMPROVEMENT PROGRAM
LEGAL NOTICE
NOTICE OF PUBLIC REVIEW AND COMMENT PERIOD
FFY 2023-2027
TRANSPORTATION
IMPROVEMENT PROGRAM (TIP)
AMENDMENT 4

Old Colony Planning Council (OCPC) is making the FFY 2023-2027 TIP Amendment 4 available for a Public Review and Comment. Copies will be available at <https://oldcolonyplanning.org> and/or upon request. This process will be used as Brockton Area Transit Authority's (BAT) public participation process. BAT, the Federal Transit Administration (FTA) Section 5307(c) applicant, has consulted with the Old Colony Metropolitan Planning Organization (MPO) and concurs that the public involvement process adopted by the MPO for development of the TIP satisfies the public hearing requirements that pertain to the development of the Program of Projects for the regular Section 5307, Urbanized Area Formula Program, grant applications including the provisions for public notice and the time established for public review and comment. Public notice of public involvement activities and time established for public review and comments on the TIP will satisfy the program of projects (POP) requirements. The public discussion of the TIP at meetings of the Old Colony Joint Transportation Committee (JTC) and Old Colony MPO satisfies the Program of Projects (POP) public hearing requirements of the FTA. A public meeting of the Old Colony MPO is scheduled for July 18, 2023 at 10:00 AM. Please contact William McNulty at (774) 539-5103 for information.

Please send written comments to:

William McNulty
Old Colony Planning Council
70 School Street, Brockton, MA 02301
wmcnulty@ocpcrpa.org

AD#8957689
BE 6/21/2023

Public Notices

Originally published at patriotledger.com on 06/21/2023

PUBLIC REVIEW TRANSPORTATION IMPROVEMENT PROGRAM
LEGAL NOTICE
NOTICE OF PUBLIC REVIEW AND COMMENT PERIOD
FFY 2023-2027
TRANSPORTATION
IMPROVEMENT PROGRAM (TIP)
AMENDMENT 4

Old Colony Planning Council (OCPC) is making the FFY 2023-2027 TIP Amendment 4 available for a Public Review and Comment. Copies will be available at <https://oldcolonyplanning.org> and/or upon request. This process will be used as Brockton Area Transit Authority's (BAT) public participation process. BAT, the Federal Transit Administration (FTA) Section 5307(c) applicant, has consulted with the Old Colony Metropolitan Planning Organization (MPO) and concurs that the public involvement process adopted by the MPO for development of the TIP satisfies the public hearing requirements that pertain to the development of the Program of Projects for the regular Section 5307, Urbanized Area Formula Program, grant applications including the provisions for public notice and the time established for public review and comment. Public notice of public involvement activities and time established for public review and comments on the TIP will satisfy the program of projects (POP) requirements. The public discussion of the TIP at meetings of the Old Colony Joint Transportation Committee (JTC) and Old Colony MPO satisfies the Program of Projects (POP) public hearing requirements of the FTA. A public meeting of the Old Colony MPO is scheduled for July 18, 2023 at 10:00 AM. Please contact William McNulty at (774) 539-5103 for information.

Please send written comments to:

William McNulty
Old Colony Planning Council
70 School Street, Brockton, MA 02301
wmcnulty@ocpcrpa.org

AD#8957772
PL 6/21/2023

OLD COLONY METROPOLITAN PLANNING ORGANIZATION (MPO)

FFY 2023-2027 OLD COLONY TRANSPORTATION IMPROVEMENT PROGRAM (TIP)

**ENDORSEMENT OF
FFY 2023-2027 OLD COLONY TRANSPORTATION IMPROVEMENT PROGRAM (TIP)
AMENDMENT 4**

This is to certify that the Signatories of the Old Colony Metropolitan Planning Organization, at their Old Colony MPO meeting on July 18, 2023 hereby approve and endorse the FFY 2023-2027 Old Colony Transportation Improvement Program (TIP) Amendment 4 in its entirety for the Old Colony Region, in accordance with the certified 3C Transportation Planning Process.

Gina Fiandaca for

Gina Fiandaca, Secretary and CEO
Massachusetts Department of Transportation (MassDOT);
Chair, Old Colony Metropolitan Planning Organization (OCMPO)

7/18/23

Date

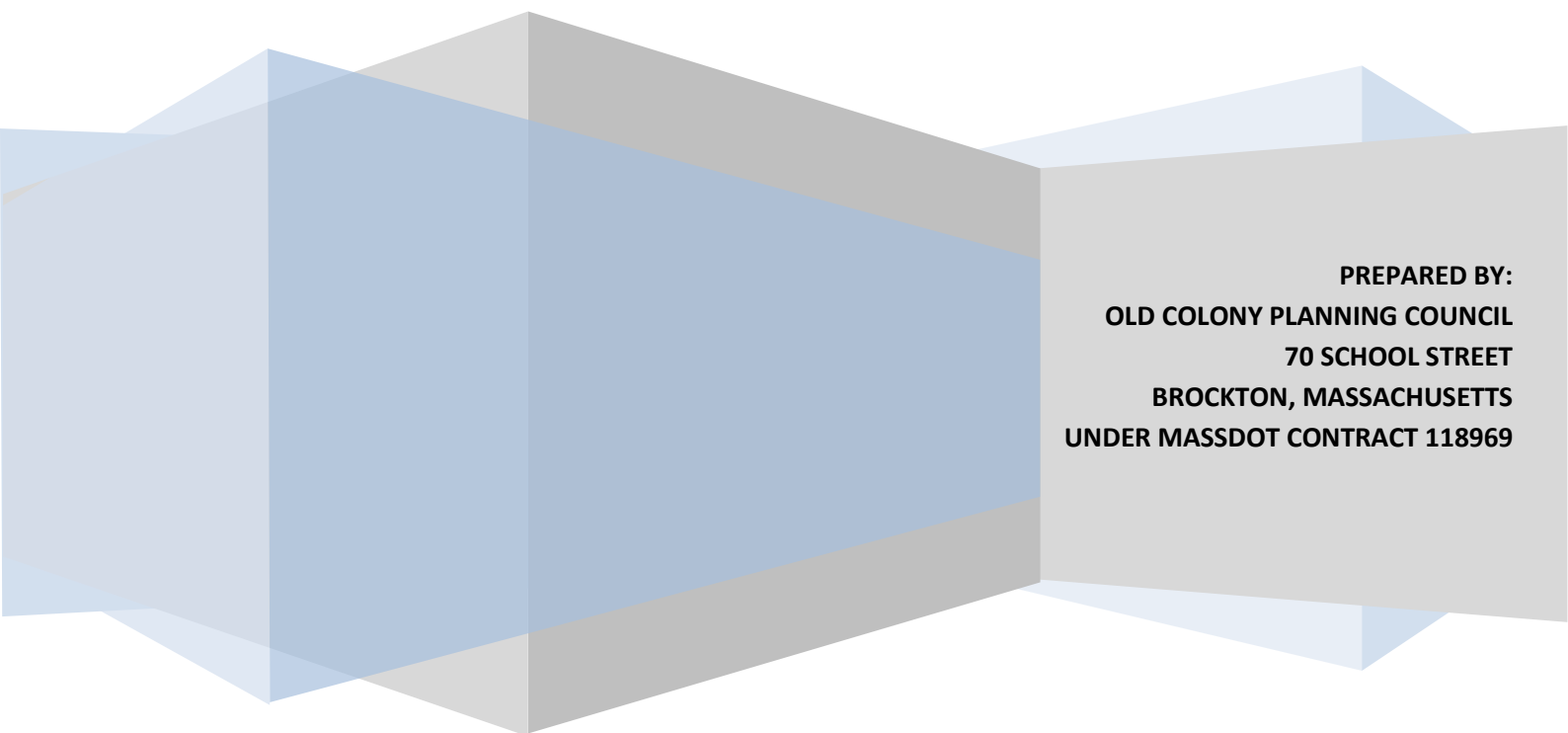
OLD COLONY METROPOLITAN PLANNING ORGANIZATION (MPO)

FFY 2023-2027 OLD COLONY TRANSPORTATION IMPROVEMENT PROGRAM (TIP) ADJUSTMENT 2

ENDORSED BY THE OLD COLONY MPO ON JULY 18,2023

PREPARED IN COOPERATION WITH:

- **BROCKTON AREA TRANSIT AUTHORITY (BAT)**
- **FEDERAL HIGHWAY ADMINISTRATION (FHWA)**
- **FEDERAL TRANSIT ADMINISTRATION (FTA)**
- **MASSACHUSETTS DEPARTMENT OF TRANSPORTATION (MASSDOT)**
- **OLD COLONY PLANNING COUNCIL (OCPC)**



**PREPARED BY:
OLD COLONY PLANNING COUNCIL
70 SCHOOL STREET
BROCKTON, MASSACHUSETTS
UNDER MASSDOT CONTRACT 118969**

OLD COLONY METROPOLITAN PLANNING ORGANIZATION (MPO)

FFY 2023-2027 OLD COLONY TRANSPORTATION IMPROVEMENT PROGRAM (TIP)

ENDORSEMENT OF

**FFY 2023-2027 OLD COLONY TRANSPORTATION IMPROVEMENT PROGRAM (TIP)
ADJUSTMENT 2**

This is to certify that the Signatories of the Old Colony Metropolitan Planning Organization, at their Old Colony MPO meeting on July 18, 2023 hereby approve and endorse the FFY 2023-2027 Old Colony Transportation Improvement Program (TIP) Adjustment 2 in its entirety for the Old Colony Region, in accordance with the certified 3C Transportation Planning Process.



Gina Fiandaca, Secretary and CEO
Massachusetts Department of Transportation (MassDOT);
Chair, Old Colony Metropolitan Planning Organization (OCMPO)

7/18/23
Date

Old Colony FFY 2023-2027 Transportation Improvement Program (TIP)
Proposed Adjustment 2
July 18, 2023

The Old Colony Transportation Improvement Program (TIP) is a program of capital improvements and operating assistance for the transportation system in the Old Colony Region. The Old Colony TIP lists projects (highway, bridge, and transit) and operational assistance that receive federal funds and may list some projects that do not receive federal funds.

Adjustment 2 includes the following changes:

FFY 2023

- BROCKTON AREA TRANSIT (BAT) REHAB AND RENOVATE MAINTENANCE FACILITY
 - Former Project Cost: \$590,000
 - New Project Cost: \$100,000
 - Decrease in Cost: \$490,000

- BROCKTON AREA TRANSIT (BAT) BUY (5) REPLACEMENT 35-FT BUSES
 - Former Project Cost: \$3,250,000
 - New Project Cost: \$2,887,130
 - Decrease in Cost: \$362,870

- BROCKTON AREA TRANSIT (BAT) ACQUIRE MISCELLANEOUS SUPPORT EQUIPMENT
 - Former Project Cost: \$20,000
 - New Project Cost: \$148,887
 - Increase in Cost: \$128,887

- BROCKTON AREA TRANSIT (BAT) BUY ASSOC CAP MAINT ITEMS
 - Former Project Cost: \$10,000
 - New Project Cost: \$38,683
 - Increase in Cost: \$28,683

- BROCKTON AREA TRANSIT (BAT) ACQUIRE SHOP EQUIPMENT
 - Former Project Cost: \$100,000
 - New Project Cost: \$195,000

- Increase in Cost: \$95,000

- BROCKTON AREA TRANSIT (BAT) TERMINAL / INTERMODAL

- Former Project Cost: \$47,000
- New Project Cost: \$67,300
- Increase in Cost: \$27,300