



2023

Coordinated Human Services Transportation Plan



Prepared Under Task 3500 (Coordinated Human Services
Transportation (CHST) Plan) of the FFY 2023 Old Colony Unified
Planning Work Program – MassDOT Contract #118969

Old Colony Planning Council
70 School Street, Brockton, MA 02301
www.oldcolonyplanning.org
(508) 583-1833

September 2023

Civil Rights Notice to the Public

The Massachusetts Department of Transportation (MassDOT), the Massachusetts Bay Transportation Authority (MBTA), and the Old Colony Planning Council (OCPC) comply with Title VI of the Civil Rights Act of 1964, which prohibits discrimination on the basis of race, color, or national origin (including limited English proficiency). Related federal and state nondiscrimination laws prohibit discrimination on the basis of age, sex, disability, and additional protected characteristics. MassDOT, the MBTA, and OCPC are committed to nondiscrimination in all activities.

Individuals who believe they have been discriminated against may file a complaint with MassDOT/MBTA at:

MassDOT/MBTA Title VI Specialists

Office of Diversity and Civil Rights – Title VI Unit

10 Park Plaza, Suite 3800

Boston, MA 02116

Phone: (857) 368-8580 or 7-1-1 for Relay Service

Email: MassDOT.CivilRights@state.ma.us or MBTAcivilrights@mbta.com

Complaints may also be filed directly with the United States Department of Transportation at:

U.S. Department of Transportation

Office of Civil Rights

1200 New Jersey Avenue, SE

Washington, DC 20590

Website: civilrights.justice.gov/

Old Colony Planning Council

Title VI/ Nondiscrimination Coordinator

Mary Waldron

70 School Street

Brockton, MA 02301

Phone: (508) 583-1833

Email: mwaldron@ocpcrpa.org

For additional information, language service requests, or reasonable accommodations, visit mass.gov/nondiscrimination-in-transportation-program, mbta.com/titlevi, or oldcolonyplanning.org/title-vi-ada.



Translation

English: Discrimination is prohibited at MassDOT/MBTA/OCPC. If you believe discrimination has occurred, you have the right to file a complaint. For translations of this notice, visit mass.gov/service-details/title-vi-rights-and-protections, mbta.com/titlevi, or oldcolonyplanning.org/title-vi-ada.

Português: A discriminação é proibida no MassDOT/MBTA/OCPC. Se você acredita que ocorreu discriminação, você tem o direito de apresentar uma queixa. Para traduções desta notificação, visite mass.gov/service-details/title-vi-rights-and-protections, mbta.com/titlevi, or oldcolonyplanning.org/title-vi-ada.

Español: La discriminación se prohíbe en MassDOT/MBTA/OCPC. Si cree que se ha producido una discriminación, tiene derecho a presentar una queja. Para ver las traducciones de este aviso, visite mass.gov/service-details/title-vi-rights-and-protections, mbta.com/titlevi, or oldcolonyplanning.org/title-vi-ada.

英語: MassDOT/MBTA/OCPC 禁止歧視。如果您認為遭遇了歧視，您有權提出投訴。有關本告知書的翻譯，請訪問 mass.gov/service-details/title-vi-rights-and-protections, mbta.com/titlevi, 或 oldcolonyplanning.org/title-vi-ada。

英語: MassDOT/MBTA/OCPC 禁止歧視。如果您認為遭遇了歧視，您有權投訴。有關本告知書的翻譯，請訪問 mass.gov/service-details/title-vi-rights-and-protections, mbta.com/titlevi, 或 oldcolonyplanning.org/title-vi-ada。

Русский: Дискриминация запрещена в MassDOT/MBTA/OCPC. Если вы считаете, что имела место дискриминация, вы имеете право на подачу жалобы. Для перевода этого уведомления посетите сайт mass.gov/service-details/title-vi-rights-and-protections, mbta.com/titlevi, или oldcolonyplanning.org/title-vi-ada.

Kreyòl Ayisyen: Yo defann fè diskriminasyon nan MassDOT/MBTA/OCPC. Si ou kwè gen diskriminasyon ki fèt, ou gen dwa pote plent. Pou wè tradiksyon anons sa a, ale nan adrès mass.gov/service-details/title-vi-rights-and-protections, mbta.com/titlevi, oswa oldcolonyplanning.org/title-vi-ada.

Tiếng Việt: Phân biệt đối xử bị nghiêm cấm ở MassDOT/MBTA/OCPC. Nếu quý vị tin rằng bản thân đã bị phân biệt đối xử, quý vị có quyền nộp đơn khiếu nại. Để xem các bản dịch của thông báo này, vui lòng truy cập mass.gov/service-details/title-vi-rights-and-protections, mbta.com/titlevi, hoặc oldcolonyplanning.org/title-vi-ada.

Français: Tout acte discriminatoire est interdit chez MassDOT/MBTA/OCPC. Si vous pensez avoir été victime d'une discrimination, vous avez le droit de déposer une plainte. Pour les traductions de cet avis, rendez-vous sur le site mass.gov/service-details/title-vi-rights-and-protections, mbta.com/titlevi, ou oldcolonyplanning.org/title-vi-ada.

Italiano: la discriminazione è vietata nel MassDOT/MBTA/OCPC. Se ritiene che si sia verificata una discriminazione, ha il diritto di presentare un reclamo. Per la traduzione di questo avviso visitare il sito mass.gov/service-details/title-vi-rights-and-protections, mbta.com/titlevi, o oldcolonyplanning.org/title-vi-ada.

ខ្មែរ: ហាមដាច់ខាតចំពោះការរើសអើងនៅ MassDOT/MBTA/OCPC។ ប្រសិនបើអ្នកជឿថា មានការរើសអើងកើតឡើង អ្នកមានសិទ្ធិដាក់ពាក្យបណ្តឹង៖ សម្រាប់សេវាបកប្រែលិខិតជូនដំណឹងនេះ សូមចូលមើលវេបសាយគឺ mass.gov/service-details/title-vi-rights-and-protections, mbta.com/titlevi, ឬ oldcolonyplanning.org/title-vi-ada.

اللغة العربية: يحظر كل من قسم النقل في ولاية ماساتشوستس/ سلطة النقل بخليج ماساتشوستس/ مجلس تخطيط المستعمرة القديمة التمييز. وإذا كنت تعتقد أنك تعرضت للتمييز، فيحق لك تقديم شكوى. وللحصول على ترجمة لهذا الإشعار يُرجى زيارة الموقع الإلكتروني: mass.gov/service-details/title-vi-rights-and-protections، mbta.com/titlevi، أو الموقع: oldcolonyplanning.org/title-vi-ada.

OLD COLONY METROPOLITAN PLANNING ORGANIZATION (MPO)

2023 COORDINATED HUMAN SERVICES TRANSPORTATION PLAN

ENDORSEMENT OF THE 2023 COORDINATED HUMAN SERVICES TRANSPORTATION PLAN

This is to certify that the Signatories of the Old Colony Metropolitan Planning Organization, at their Old Colony MPO Meeting on September 19, 2023 hereby approve and endorse the 2023 Coordinated Human Services Transportation Plan in its entirety for the Old Colony Region, in accordance with the certified 3C Transportation Planning Process.



Monica Tibbits-Nutt, Acting Secretary and CEO
Massachusetts Department of Transportation (MassDOT);
Chair, Old Colony Metropolitan Planning Organization (OCMPO)

9/19/23
Date

Table of Contents

Introduction and Background	1
Introduction	1
Serving the Transportation Disadvantaged	1
What is Special Needs Transportation?	1
What is Coordinated Special Needs Transportation?	2
Funding Programs Overview	3
5310 (Formula Grants for The Enhanced Mobility of Seniors and Individuals with Disabilities)	3
5307 (Urbanized Area Formula Grants)	3
5311 (Formula Grants for Rural Areas)	4
MassDOT Community Transit Grant Program	4
Demographics of the Old Colony Region	5
Assessment of Current Transportation Providers and Needs	9
Brockton Area Transit Authority (BAT)	10
Greater Attleboro Taunton Regional Transit Authority (GATRA)	11
South Shore Community Action Council (SSCAC)	12
Plymouth & Brockton Street Railway Company	12
Habilitation Assistance Corporation	13
Taxi Companies	13
Commuter Shuttles	14
Councils on Aging	14
Old Colony Area Agency on Aging (AAA)	15
Unmet Service Needs	17
Service Gaps and Regional Needs	17
Examples of Service Gaps	18
Strategies to Address Unmet Service Needs	19
Prioritization & Evaluation of Strategies	22
Prioritization	22
Evaluation	23
Appendix	24
Appendix A: List of For- and Non-Profit Contractors	25
Appendix B: BIL Fact Sheet on 5310 Grant Funding	29
Appendix C: FY 2020-2023 Community Transit Grant Awards	32
Appendix D: Demographic Maps	36
Appendix E: 21-Day Public Review and Comment Period Notices	49
Appendix F: Public Comment Matrix	52

Introduction and Background

Introduction

The “Bipartisan Infrastructure Law” (BIL), formally known as the “Infrastructure Investment and Jobs Act” (IIJA), was enacted on November 15, 2021, replacing the “Fixing America’s Surface Transportation Act” (FAST Act) which previously expired, as extended. The Bipartisan Infrastructure Law is the largest long-term investment in our infrastructure and economy in our Nation’s history. It provides \$550 billion over fiscal years 2022 through 2026 in new Federal investment in infrastructure, including in roads, bridges, and mass transit.¹ As was a part of the FAST Act requirements, which have been carried through into the BIL, any local project seeking to use 5310 funding must be part of a Coordinated Human Service Transportation Plan; this Coordinated Human Service Transportation Plan has been developed to guide those seeking to use 5310 funding. This plan addresses needs of the communities and service providers located in the Old Colony Region and focuses specifically on the needs of older adults, disabled, school-aged, persons with limited English skills and low-income populations, and their transportation needs and services.

Serving the Transportation Disadvantaged

People may assume that individuals with special transportation needs are only those with disabilities or those utilizing a mobility device. The term “transportation disadvantaged” covers a much larger population spectrum. Those who are transportation disadvantaged, otherwise known as individuals with special transportation needs, are those unable to transport themselves due to age, income, or health condition. The transportation disadvantaged have distinct types of transportation requirements as they travel to health centers, school, work, internships, shopping, and social activities.

What is Special Needs Transportation?

The most popular mode of transportation for the people in the Old Colony Region is the private automobile; however, by the very definition of special transportation needs, this is not always an available or viable transportation option.

Special needs transportation is defined as any mode of transportation used by those defined as transportation disadvantaged or with a special transportation need. This includes buses that have regular stops (i.e., fixed-route transit for the general public and schools), specialized services such as vans, cabulances (which are vehicles driven by medically trained individuals), and taxis that pick-up people at the curb or door (i.e., demand response or dial-a-ride), rideshare programs, volunteer driver services, ferries, trains, or any federal, state or local funded transportation mode. The agencies providing these special transportation services fit into three categories: human service transportation, public mass transportation, and student transportation services. However, these designations do not adequately describe the variety of providers or the diversity of people they serve.

In this planning effort, the intent is to use the widest possible interpretation of special needs transportation. This includes transportation services funded and provided by the following:

- Massachusetts Executive Office of Health and Human Services (EOHHS)

¹ Federal Highway Administration: Bipartisan Infrastructure Law. <https://www.fhwa.dot.gov/bipartisan-infrastructure-law/>

- Federal Transit Administration (FTA)
- Local human service departments including programs for children, older adults, low-income, and disability populations.
- Public transportation
- School districts
- For-profit and non-profit contractors (listed in Appendix A)
- Privately funded employer transportation

What is Coordinated Special Needs Transportation?

Coordinated special needs transportation occurs when multiple organizations work together to their mutual benefit, taking advantage of existing infrastructure and systems, gaining economies of scale, eliminating duplication, enhancing efficiency, expanding, and/or improving the quality of service to better address the transportation needs of the special needs population.

Coordination among different transportation service-providers and local governments makes the most efficient use of limited transportation resources by avoiding duplication caused by overlapping individual program efforts and encouraging the use and sharing of existing community resources.

There are many levels of coordination ranging from the basic sharing of training resources to the full integration of services. Examples of coordinated transportation include:

- Building on the existing transportation broker infrastructure to expand ride brokering to programs other than Medicaid.
- Establishing feeder services to connect to fixed transit routes.
- Identifying obstacles to coordination in the regulatory environment and advocating for change.
- Making greater use of technology to find providers and schedule trips.
- Finding ways to group riders on the same vehicle when they are sponsored by different funding agencies.
- Leveraging purchasing power for vehicles, fuel, maintenance, or training.
- Improving communication capabilities.
- Utilizing school buses for community transportation.
- Coordination with other transit providers, both public and private, to address gaps in service coverage.
- Utilization of Ride Hail Applications (i.e., Micro Transit, Uber, Lyft, etc.) to fill gaps in transportation coverage.

Regardless of the type of coordination, it can involve the cooperation of:

- Transportation providers: public transit agencies, school districts, social service agencies, transportation brokers, private providers, and non-profit transportation programs.
- Service providers: doctors scheduling medical appointments based on transportation availability, land use planners including mobility options as part of zoning decisions, developers building “walkable” communities.
- Governmental organizations (MPOs, RPAs, and RTAs) that divide planning by counties or parts of counties and are not willing to share or co-service (newly added due to current legislative efforts to encourage greater cooperation with 5310 funds).
- People prone to issues of social isolation.

- People with special transportation needs.

As such, this plan brings together services providers, funding sources, riders, and the community at large to improve special needs transportation throughout the Old Colony Region.

Funding Programs Overview

There are numerous programs in the “Bipartisan Infrastructure Law” (BIL) legislation that address many specific transportation needs. The Coordinated Human Services Coordination Plan focuses on the following available programs:

5310 (Formula Grants for The Enhanced Mobility of Seniors and Individuals with Disabilities)

5310 (Formula Grants for The Enhanced Mobility of Seniors and Individuals with Disabilities) is funding allocated for urbanized and rural areas based on the number of older adults and individuals with disabilities within these areas. See Appendix B for a fact sheet on the 5310 Program.

What does 5310 funding allow?

- Fifty-five percent of program funds must be used on capital projects that are:
 - Public transportation projects developed to meet the needs of older adults and individuals with disabilities when public transportation is insufficient, inappropriate, or unavailable.
 - Operating Expenses (50% federal funding/50% local matching)
 - Mobility Management (80% federal funding/20% local matching)
- Forty-five percent of remaining funding can be used for:
 - Public transportation projects that exceed the requirements of ADA.
 - Public transportation projects that improve access to fixed-route service, decreasing the reliance by those individuals with disabilities on complementary paratransit services.
 - Develop alternatives to public transportation that assist older adults and individuals with disabilities.
 - Incremental cost of providing same day service or door-to-door service.
 - Incremental cost of purchasing vehicles to support new accessible taxi, ride sharing and/or vanpooling programs; and mobility management.

5307 (Urbanized Area Formula Grants)

The Urbanized Area Formula Funding program (49 U.S.C. 5307) provides Federal resources available to urbanized areas and Governors for transit capital expenditures, operating assistance and for transportation related planning in urbanized areas. Eligible activities include: planning, engineering, design and evaluation of transit projects, other technical transportation-related studies; capital investments in bus and bus-related activities such as replacement, bus overhaul, crime prevention and security equipment and construction of maintenance and passenger facilities; and capital investments in new and existing fixed guideway systems including rolling stock, vehicle overhaul, track, signals, communications, and computer hardware and software. All preventive maintenance and some Americans with Disabilities Act complementary paratransit service costs are considered capital costs. For urbanized areas with populations less than 200,000, operating assistance is an eligible expense. For urbanized areas with 200,000 in

population and over, funds are apportioned and flow directly to a designated recipient selected locally to apply for and receive Federal funds. For urbanized areas under 200,000 in population, the funds are apportioned to the Governor of each state for distribution.

What does 5307 funding allow?

- Planning
- Limited Operating Expenses
- Engineering, Design, and Project Evaluation
- Capital
- Vehicle Rehabilitation & Maintenance
- Safety & Security

5311 (Formula Grants for Rural Areas)

This program provides capital, planning, and operating assistance to support public transportation in rural areas, defined as areas with fewer than 50,000 residents. Funding is based on a formula that uses land area, population, and transit service. Similar to the 5307 program, 5311 has had program elements from the Job Access and Reverse Commute (JARC) program consolidated into it. Activities eligible under the former JARC program, which provided services to low-income individuals to access jobs, are now eligible under the 5311 program. The formula now includes the number of low-income individuals as a factor. There is no minimum or maximum on the amount of funds that can be spent on job access and reverse commute activities.

What does 5311 funding allow?

- Planning
- Capital
- Operating
- Job access and reverse commute projects
- Acquisition of public transportation services

MassDOT Community Transit Grant Program

This Program provides transit authorities, Councils on Aging, municipalities, non-profit organizations, and private operators of public transit (shared-ride) services funding to expand mobility for older adults and people with disabilities. All desired projects must focus on the needs of older adults and people with disabilities as well as respond to identified needs in the municipality' region's Coordinated Human Service Transportation Plan. This program is MassDOT's consolidated grant program that awards two streams of funding:

- Federal 5310 funding
- State Mobility Assistance Program (MAP) funding

MAP funds are used solely for accessible vehicles and 5310 funds are used for the other projects.² See Appendix C for a list of 5310 awards during Fiscal Years 2020-2023.

What does Community Transit Grant Program funding allow?

² MassDOT – Community Transit Grant Program. <https://www.mass.gov/info-details/community-transit-grant-program-details-and-eligibility>

- Operating
- Mobility Management
- Handicapped-Accessible Vehicles

Table 1 below displays a summary of the aforementioned funding programs:

Table 1: Summary of Funding Programs

Program	Description	Funding Breakdown	Action/Steps
5310 Enhanced Mobility of Seniors and Individuals with Disabilities – Mobility Management	Provides mobility management funding through a formula program to increase mobility for older adults and people with disabilities/ special needs.	~ 80% federal funding ~ 20% local matching	Yearly application process through Massachusetts Department of Transportation
5310 Enhanced Mobility of Seniors and Individuals with Disabilities – Operations	Provides operational program funding through a formula program to increase mobility for older adults and people with disabilities/ special needs.	~ 50% federal funding ~ 50% local matching	Yearly application process through Massachusetts Department of Transportation
5307 Large Urban Cities & 5311 Rural and Small Urban Areas	Provides capital and operating assistance for public transit systems.	~ 80% federal funding ~ 20% local matching	Yearly application process through Massachusetts Department of Transportation
Community Transit Grant Program	Provides operating, mobility management, and accessible vehicle funding for older adults and people with disabilities.	<u>Operating</u> ~ 50% MassDOT funding ~ 50% local matching <u>Mobility Management & Accessible Vehicles</u> ~ 80% MassDOT funding ~ 20% local matching	Yearly application process through Massachusetts Department of Transportation

Demographics of the Old Colony Region

The Old Colony Planning Council's Region consists of the City of Brockton and the Towns of Abington, Avon, Bridgewater, Duxbury, East Bridgewater, Easton, Halifax, Hanover, Hanson, Kingston, Pembroke, Plymouth, Plympton, Stoughton, West Bridgewater, and Whitman. The Old Colony Area Agency on Aging (AAA) Region includes the previously mentioned 17 communities as well as the Towns of Carver, Lakeville, Marshfield, Middleborough, Rockland, and Wareham.

According to the American Community Survey (ACS) 2017-2021 5-year estimates, the Old Colony region has a population of 505,669. This is a 0.38 percent decrease below the 2020 U.S. Decennial Census regional population figure of 507,593. All towns in the region experienced a slight decline in population, with only one town having a rate of growth in population being the

Town of Plympton with a 0.14 percent growth rate when comparing recent ACS population data to that of the 2020 U.S. Decennial Census.

Older adult, disabled, low-income, and youth populations are of the specific interests of the Human Services Coordinated Plan. The following summary breaks down those specific population groups in the region.

A summary of the Old Colony Region:

- 11.1 percent of the population has a disability. A disability is defined by the US Census as “long-lasting physical, mental, or emotional conditions or limitations that affect the ability to perform major life activities”. This population includes both transportation dependent and independent persons.
- 25.4 percent of the population is over age 60. The age of 60 is when many services become available to older adults. They may or may not be transportation dependent at this age.
- 6.9 percent of the population is low-income as defined by the US Census.
- 23.8 percent of the population is between 5-19 years of age. School aged children and many young adults are transportation dependent.

Table 2 shows youth, older adults, low-income, and disabled populations in the region based on the 2021 US Census American Community Survey data. Additionally, the table includes two comparative measures. The first is a comparison of each of the four population segments to the total population of each community. The second comparative measure, of all four-population segments by community, displays each of the four population segments on a regional level.

Using the 2021 US Census American Community Survey data, the region had 34,753 people living below the poverty level. The City of Brockton alone accounts for 2.3 percent of the region's population living under the poverty level with 11,811 residents. Those residents make up 11.2 percent of Brockton's overall population. Brockton's youth population makes up 5.8 percent of the regional total, the older adult population is 4.6 percent of the regional total, and the disabled population is 2.5 percent of the regional total. Being the largest city in the region, it is reasonable to expect that Brockton would make up the largest share of the regional populations for the youth, older adult, disabled and low-income populations.

Table 2 also displays other interesting figures, one of which is the youth population in the Town of West Bridgewater. West Bridgewater accounts for 0.4 percent of the total youth population in the region, yet the youth account for 24.1 percent, almost a quarter of the town's total population. The communities where the 60+ populations are over the regional average of 25.3 percent are Avon, Carver, Duxbury, Kingston, Lakeville, Marshfield, Middleborough, Pembroke, Plymouth, Plympton, Stoughton, and Wareham.

The City of Brockton has the largest disabled population and therefore the largest share of that population regional at 2.5 percent. An interesting figure involves the town of Avon, which makes up 0.9 percent of the region' total population but has a disabled population that is 11.4 percent of the total town population.

There are 12 demographic maps in Appendix D that show the current availability of services and the potential needs for services in the region. These maps are a tool to help visualize the presented information and how it affects the region. By looking at both where potential transit

users may live and where transit users want to go, we can start to put the pieces together in identifying the gaps in the region's transportation infrastructure.

Table 2: Regional Demographics of the Old Colony Region

	Total Population	Youth (5-19)	Older Adults (60+)	People with Disabilities	Low-Income	% of Total Municipal Population				% of Total Regional Population				Total Population
						Youth (5-19)	Older Adults (60+)	People with Disabilities	Low-Income	Youth (5-19)	Older Adults (60+)	People with Disabilities	Low-Income	
Abington	16,974	4,236	3,482	1,356	1,011	25.0%	20.5%	8.0%	6.0%	0.8%	0.7%	0.3%	0.2%	3.4%
Avon	4,740	1,137	1,232	538	198	24.0%	26.0%	11.4%	4.2%	0.2%	0.2%	0.1%	0.0%	0.9%
Bridgewater	28,337	6,721	6,106	2,552	1,328	23.7%	21.5%	9.0%	4.7%	1.3%	1.2%	0.5%	0.3%	5.6%
Brockton	105,455	29,525	23,473	12,492	11,811	28.0%	22.3%	11.8%	11.2%	5.8%	4.6%	2.5%	2.3%	20.9%
Carver*	11,641	2,560	3,343	1,608	990	22.0%	28.7%	13.8%	8.5%	0.5%	0.7%	0.3%	0.2%	2.3%
Duxbury	16,004	3,903	5,008	1,417	586	24.4%	31.3%	8.9%	3.7%	0.8%	1.0%	0.3%	0.1%	3.2%
East Bridgewater	14,393	3,574	2,864	1,363	983	24.8%	19.9%	9.5%	6.8%	0.7%	0.6%	0.3%	0.2%	2.8%
Easton	24,962	6,662	5,862	3,066	1,159	26.7%	23.5%	12.3%	4.6%	1.3%	1.2%	0.6%	0.2%	4.9%
Halifax	7,737	1,947	1,822	910	275	25.2%	23.5%	11.8%	3.6%	0.4%	0.4%	0.2%	0.1%	1.5%
Hanover	14,742	4,544	2,847	1,160	700	30.8%	19.3%	7.9%	4.7%	0.9%	0.6%	0.2%	0.1%	2.9%
Hanson	10,601	2,275	2,450	1,132	244	21.5%	23.1%	10.7%	2.3%	0.4%	0.5%	0.2%	0.0%	2.1%
Kingston	13,618	3,083	3,840	1,398	416	22.6%	28.2%	10.3%	3.1%	0.6%	0.8%	0.3%	0.1%	2.7%
Lakeville*	11,514	2,693	2,951	1,388	481	23.4%	25.6%	12.1%	4.2%	0.5%	0.6%	0.3%	0.1%	2.3%
Marshfield*	25,793	5,850	6,753	2,801	1,923	22.7%	26.2%	10.9%	7.5%	1.2%	1.3%	0.6%	0.4%	5.1%
Middleborough*	24,219	5,277	6,611	2,871	2,027	21.8%	27.3%	11.9%	8.4%	1.0%	1.3%	0.6%	0.4%	4.8%
Pembroke	18,329	4,298	4,675	1,577	642	23.4%	25.5%	8.6%	3.5%	0.8%	0.9%	0.3%	0.1%	3.6%
Plymouth	60,987	11,354	19,401	6,518	3,333	18.6%	31.8%	10.7%	5.5%	2.2%	3.8%	1.3%	0.7%	12.1%
Plympton	2,934	748	806	342	244	25.5%	27.5%	11.7%	8.3%	0.1%	0.2%	0.1%	0.0%	0.6%
Rockland*	17,774	4,298	3,901	1,935	1,395	24.2%	21.9%	10.9%	7.8%	0.8%	0.8%	0.4%	0.3%	3.5%
Stoughton	29,028	6,081	8,201	2,993	1,810	20.9%	28.3%	10.3%	6.2%	1.2%	1.6%	0.6%	0.4%	5.7%
Wareham*	23,149	3,803	7,955	4,743	2,143	16.4%	34.4%	20.5%	9.3%	0.8%	1.6%	0.9%	0.4%	4.6%
West Bridgewater	7,622	1,840	1,710	573	317	24.1%	22.4%	7.5%	4.2%	0.4%	0.3%	0.1%	0.1%	1.5%
Whitman	15,116	3,771	3,284	1,377	737	24.9%	21.7%	9.1%	4.9%	0.7%	0.6%	0.3%	0.1%	3.0%
Total	505,669	120,180	128,577	56,110	34,753									
% of Regional Population						23.8%	25.4%	11.1%	6.9%					

Source: U.S. Census Table S0101 – Age and Sex (2021 ACS 5-Year Estimates)

Source: U.S. Census Table S1810 – Disability Characteristics (2021 ACS 5-Year Estimates)

Source: U.S. Census Table S1701 – Poverty Status in the Past 12 Months (2021 ACS 5-Year Estimates)

*Indicates an Area Agency on Aging (AAA) Community

Assessment of Current Transportation Providers and Needs

Both public and private carriers provide human service transportation in the Region. Some agencies focus their services on certain demographics of the population, whereas others offer services to a less defined population, need, or service area. Transportation can be in multiple forms from fixed-route bus services to door-to-door van service and even partnership with Micro Transit and other ride hailing smartphone app providers.

Fixed-route service operates in many communities in the Old Colony Region. The Brockton Area Transit Authority (BAT) services the City of Brockton and the adjacent communities of Abington, Avon, Bridgewater, Easton, and Stoughton with fixed-route service. BAT also provides a micro transit service in the Town of Rockland, which began in December 2022 replacing the existing Flex fixed route service. Eleven different communities receive some form of paratransit service through a particular program or requirement such as ADA paratransit service from BAT. The fixed-route service is radial, operating on what is called a “Pulse” style transfer system, with all routes beginning and ending at the BAT Intermodal Centre located in Downtown Brockton. The Rockland service is currently BAT’s only micro transit service and is unique because it picks up passengers by on-demand and services the Town of Rockland, which is only in the Old Colony AAA Region (it is not an OCPC community). The Old Colony Planning Council has identified the Rockland Micro Transit service as “lifeline service,” as it is the only public transportation service in the Town of Rockland and serves the most transit-dependent population in this community.

BAT offers paratransit service through both its DIAL-A-BAT and required American with Disability Act (ADA) service, which complements its fixed-route service. BAT collaborates with member communities’ Councils on Aging in its service area and with various private operators to coordinate transportation services. The other public transportation services operating in the region are the Greater Attleboro Taunton Regional Transit Authority (GATRA) and the Massachusetts Bay Transportation Authority (MBTA).

In the east and south parts of the Old Colony region, GATRA operates eleven fixed route service routes as well as two on-demand transit routes (GATRA GO Coastline in central and south Plymouth and GATRA GO Explore in Pembroke and parts of Hanover and Hanson) in the Old Colony Region. Ten of the eleven fixed-route services routes are in the “GATRA East” section of their service area range from the SAIL (Seaside Area Inter-Link) route (which covers Duxbury, Kingston, and Marshfield), the Wareham-Plymouth Connection, and Link 4 (which travels from Wareham to Middleborough). Both of the GATRA GO services are on-demand services similar to Uber and Lyft that allow passengers to be picked up where they are and brought directly to their destination (similar to BAT’ Rockland service). National Express is GATRA’s private operator for their fixed route service and its accompanying paratransit service and for the Plymouth Council on Aging.

The MBTA operates three local bus routes along with Commuter Rail and ADA paratransit service in the Old Colony region. The three bus routes operating in the region are the 240 Avon Square – Ashmont, which has limited service between the Town of Avon and the Ashmont Red Line Station in Boston. Then there is the MBTA 238 Holbrook/Randolph Commuter Rail Station - Quincy Center bus, and the 230 Montello Commuter Rail Station - Quincy Center fixed-route service. The MBTA Commuter Rail services eleven railway stations in the region and paratransit ADA service operated along the corridors its bus service operates.

BAT and GATRA services are not interlined, and a gap does exist between the two fixed-route services. Examples of the gaps in service have been identified in previous studies and have been

investigated through surveys and interactions with the public. These studies focused on connecting transit services through medical centers, schools, shopping areas, and commuter rail stations, utilizing trip generators to make the service cost-effective. There may also be an opportunity to bridge further between the BAT and GATRA service areas, by creating and using Mico Transit services to fill in any identified transportation needs.

Beyond public transportation services, there is a mixture of availability and frequency of other service providers utilizing vans, town cars, and other small vehicles. For example, many of the region's Councils on Aging (COA) have their own vehicles with which they provide service to their communities. These vehicles are usually driven by paid or volunteer drivers from the respective COA staff. To meet 5310 and MassDOT funding requirements for all federal and state funded vehicles, operators must complete mandatory MArtap safety driving sessions. The vehicles are often minibuses that are wheelchair equipped. Volunteer drivers are most often used to driving their own vehicles. Some of them may be eligible for mileage reimbursement stipends through their Councils on Aging via an OCPC 5310 grant. The available transportation service depends on the community. Some communities can provide services to their older adults and people with disabilities; others struggle to provide basic transportation services to their residents.

In addition to the Councils on Aging, there are private companies that offer a mixture of services. Two of the larger private carriers in the region are Bill's Taxi/A&A Metro and Habilitation. Both companies offer a mixture of services from contract work with local agencies, such as public schools, and Councils on Aging. These private carriers also make available their services to private citizens as well. Both companies have vans that are lift-equipped and are the only taxi services in the region with the ability to service wheelchair dependent customers.

Self-described as “a one-stop searchable directory of public, private and accessible transportation options in Massachusetts”³, [Ride Match](https://massridematch.org/) gives any Massachusetts resident a search tool to find transportation providers for their needs. Users can filter results by municipality or plan their trip with their start and end destinations, as well as select specific filters such as being an older adult, person with a disability, or traveling with a wheelchair. Many of the transportation providers listed in Table 3 and in Appendix A were discovered via Ride Match.

To facilitate understanding, the following section provides a brief description of some of the major transportation services available in the region. The companies and services described are by no means an exhaustive list of the services available in the region.

Brockton Area Transit Authority (BAT)

Summary of Services

BAT offers fixed-route and paratransit services. The fixed-route service radially covers Brockton along with portions of Abington, Avon, Bridgewater, Easton, Rockland, and Stoughton. BAT provides the required ADA service within the ¼-mile area of the fixed-route corridors via its paratransit service known as DIAL-A-BAT within those communities serviced with fixed-route service. BAT provides demand response and contract services to 11 communities in the transit authority's service area as well.

³ Ride Match. <https://massridematch.org/>.

Examples of Gaps in Services

The DIAL-A-BAT covers the entire city of Brockton, as well as limited service to the Towns of Abington, Avon, Bridgewater, Easton, East Bridgewater, Hanson, Rockland, Stoughton, West Bridgewater, and Whitman. There continues to be a need for public transit beyond the current service area, specifically in regards to DIAL-A-BAT service beyond BAT's ADA corridor. BAT continuously looks for ways it can increase service to underserved populations, through extended hours of operation, and development of new routes while continuing running service that is financially responsible. Capital purchases, including technology, and partnerships with ride-hailing services could increase BAT's efficient use of resources while improving transportation service to the area. Communities looking for the establishment of public transit service or would like an expansion of existing service, can join the Authority. An assessment is required for communities within BAT's service area and is based on services provided.

Additional gaps in service were identified in reports such as the Potential Impacts of Ride-Hailing on the Brockton Area Transit Authority. The study offered several recommendations to enhance regional workforce transportation access including service to the Avon Industrial Park and a cluster of businesses in Rockland along Route 3. BAT's recently implemented micro transit service provides service to the entire Town of Rockland including the identified area along Route 3. The report also identified a need for expanded service hours and expansion of DIAL-A-BAT service.

A report released by the Commonwealth, A Vision for the Future of Massachusetts' Regional Transit Authorities, calls for some improvements to be implemented, policy developments or changes, and other recommendations to enhance the user experience of those utilizing RTAs like BAT. One such recommendation is that RTAs like BAT should seek to improve coordination between partner transit agencies that share the same operating area to provide a seamless transit riding experience. Additionally, the document suggests the RTAs to look towards solutions such as bicycle share, bicycle transportation infrastructure, the use of paratransit vehicles, and addressing last mile service gaps experienced by some transit users by providing more flexible transportation options, such as working with Ride Hail App services to address the last mile gap some transit user's experience.

Greater Attleboro Taunton Regional Transit Authority (GATRA)

Summary of Services

GATRA is a regional transit authority that oversees a number of fixed-route bus service routes and its accompanying ADA paratransit service in the Old Colony region. Towns benefiting from GATRA service in the Old Colony region are the Towns of Carver, Duxbury, Hanover, Hanson, Kington, Lakeville, Marshfield, Middleborough, Pembroke, Plymouth, Plympton, and Wareham. GATRA provides service to these communities via eleven fixed route service routes, which stretch from as far north as Marshfield and Duxbury, throughout the Town of Plymouth, as far south as Wareham, and as west as Lakeville. GATRA also operates two on-demand transit routes (GATRA GO Coastline in central and south Plymouth and GATRA GO Explore in Pembroke and parts of Hanover and Hanson). GATRA GO is similar to companies like Uber and Lyft that will pick you where you are and take you to your exact destination. GATRA contracts with National Express to operate both their fixed route and paratransit services. GATRA also offers other services such as a travel-training program to help acclimate new riders to the transportation service and their Dial-A-Ride service in the Towns of Duxbury, Hanover, Kington, and Pembroke using the local COAs as operators.

Examples of Gaps in Services

The PAL service in Plymouth and Kingston covers a large area, with limited frequency, making it challenging for riders to utilize public transportation for commuting to work, running errands, and medical appointments. Due to the large amount of area covered by the fixed-route service, paratransit service is challenged with covering the service area in the manner deemed required by ADA. Plymouth is, in terms of land area, the largest municipality in the Commonwealth, meaning that transportation service in this community, in particular, is a challenge because of the extensive distance just for trips in town. The southern portions of the Town of Plymouth continue to be more challenging than the northern part to service due to the low density of residents, the vastness of area to serve, and the lack of funding to meet the growing demand for transportation services in this area due to housing growth.

South Shore Community Action Council (SSCAC)

Summary of Services

South Shore Community Action Council is a private non-profit agency that provides essential services to the area, one of which is transportation service to communities in and out of the Old Colony Region. SSCAC provides transportation to the older adult, disabled, and low-income participants in SSCAC programs and other state and federal programs. SSCAC fills in the gaps in service for people that often have no other mode of available transportation. SSCAC takes people to adult day health programs, dialysis, doctor and dental visits, non-emergency hospital trips, shopping trips, social/recreational events, employment/welfare to work programs, educational facilities, and service to Metro Boston hospitals. SSCAC has the ability as a private company to service individuals beyond the community boundaries that often are found with other forms of public transportation.

Examples of Gaps in Services

SSCAC serves a variety of clients that often have no other means of transportation. SSCAC struggles with escalating operating costs like other transportation companies. There are more citizens in need of transportation services than SSCAC can service. If additional operational support for the service could be found, this might change this paradigm.

Plymouth & Brockton Street Railway Company

Summary of Services

Plymouth & Brockton (P&B) is a private company offering fixed-route long-distance service. The routes generally run north-south with trips leaving from Plymouth in the Old Colony region with terminus locations in Downtown Boston and Logan Airport. The service provides commuter trips and transport to Logan Airport. P&B also runs trips south through Cape Cod. Trips from Plymouth heading north towards Boston begin as early as 3:55 AM, and the last trip leaving Boston traveling south towards Plymouth is at 11:30 PM. Plymouth & Brockton coaches are wheelchair accessible, however, the organization asks passengers using a wheelchair to call the day before they ride for smoother passenger experience.

Examples of Gaps in Services

Plymouth & Brockton are currently at capacity on their peak rush hour service trips. Additional trips to Boston would improve service for the people commuting to Boston and would ease the crush on vehicle trips. P&B continues to express interest in filling an intercity need, with a possibility of connecting the different RTAs. For example, an intercity bus service could be established between Plymouth and Brockton, Brockton and Taunton, or Taunton and Plymouth, and then the passenger would either end their destination or connect to a local transportation service.

Habilitation Assistance Corporation

Summary of Services

The Habilitation transportation branch, Access Express, is a private company that provides a variety of services. Services include transportation to adult day care programs, medical appointments, either local or Boston, shopping trips, day habilitation programs, charter trips, paratransit contract for portions of the GATRA and Cape Cod Regional Transit Authority area, and privately scheduled trips.

Services are provided by contracted agreement or by individual arrangement for transportation. The company also offers charter trips with minibuses; open to anyone who can pay for the services. The company utilizes a mixture of vehicles consisting mostly of wheelchair lift-equipped vans but is complemented with additional passenger vans, sedans, and minibuses. The company is licensed both as a taxi service and as a charter service.

Examples of Gaps in Services

Habilitation Assistance Corporation is at an advantage of being a private company. They receive no operational or capital assistance from the federal or state government. The advantage is that they can choose the services they provide and the contracts that they accept, without concerns of state and federal regulations that are associated with financial assistance. This enables Habilitation to efficiently manage their operational costs because they can modify their services quickly without waiting for a grant opportunity or conducting public hearings to discuss the changes.

Taxi Companies

Summary of Services

There are many taxi companies in the region with services open to anyone with the ability to pay with no trip restriction. Some of the taxi companies also do contract work with different services in the region.

Only one taxi company in the region, A&A Metro Transportation in Bridgewater, is equipped to provide service to individuals in wheelchairs or needing a lift-assisted entry van. A&A Metro is unique in that it provides service through contracts to local universities for special needs transportation and paratransit bus service to the Brockton Area Transit Authority in the Old Colony region.

Examples of Gaps in Services

Similar to other private companies, taxi companies do not receive operational assistance that requires them to run service under prescribed parameters. As a non-governmental business, they can adjust swiftly to market conditions, such as higher vehicle fuel costs or increased health care for employees and pass those costs on to their customers. The challenge is that many of these companies do not purchase wheelchair accessible vans because of the additional expense and the lack of demand. Ride-Hailing Apps like Uber and Lyft have also been placing considerable pressure on Taxicab companies in recent years, due to these Ride-Hailing Apps subsidizing passenger trips to capture market share and the loss of drivers who have decided to become Ride Hail Apps drivers themselves. Because of the rise of Ride Hail Apps services, many Taxicab companies have gone out of business in the Old Colony Region.

Commuter Shuttles

Summary of Services

Besides Plymouth and Brockton, there is another commuter shuttle service in the region. Starting August 7, 2023, Peter Pan Bus now services the MassDOT Park & Ride lot at Route 106 and Route 24 in West Bridgewater, replacing Plymouth and Brockton. Users of the Park & Ride lot at the former Silver City Galleria site in Taunton have been instructed to use the West Bridgewater lot as the Taunton lot is now closed. In addition, the three Park & Ride lots along the Route 3 corridor (Rockland, Plymouth, and Sagamore) also receive Peter Pan Bus service in addition to the Plymouth and Brockton bus service. BAT's micro transit service also connects to the Rockland Park & Ride lot.

Examples of Gaps in Services

Commuter services are great opportunities to connect urban centers. The challenge is that there are often no other public transportation services available to the Park & Ride lots that the carriers serve, making intermodal connections difficult. Most commuter bus services, similar to many commuter rail services, pick up from a park and ride lot, limiting the availability of the transportation services to those with a car. Commuter shuttle fares can also be cost-prohibitive for some potential riders as fares tend to be far greater than local public transit fares. Investigating ways to increase intermodal connections and fare cost offsets for those with modest means would increase the availability and need for this type of service.

Councils on Aging

Summary of Services

The local Councils on Aging (COA) offer a variety of services depending on the need and the financial support of that particular community. Many COAs receive vehicles through the Mobility Assistance Program (MAP) and BAT often assists COAs in the region with vehicle procurement and other transportation-related issues. COAs also receive 5310 funds to provide older adult transportation services, support volunteer driver programs, allow for the purchase of technology to support older adult transportation services, and operation of mobility management programs and travel training. A summary of services offered by the local COAs and other public transportation services can be found in Table 3.

Example of Gaps in Services

The Councils on Aging have some of the most direct access to the older adult and disabled population in a community. They promote a variety of programs to enhance the quality of life, but the challenge usually comes down to money for the purchase, operation, and maintenance of vehicles. This, in turn, limits the more localized connection and puts more pressure on other transportation resources to provide the services for those in need. Additionally, with continued economic pressures, many COA's transportation programs are the first to receive a reduction in funding when communities have to reconcile their annual budgets. Finding ways to maintain transportation to these older adult populations should be a consideration in any transportation program.

Old Colony Area Agency on Aging (AAA)

Summary of Services

The Old Colony Area Agency on Aging is responsible for the establishment of a comprehensive, coordinated system of community-based supportive services and nutrition services for the older adults in our region. To achieve this goal, the Old Colony AAA's administers grant funding authorized under the Older Americans Act of 1965. This funding is allocated through the Massachusetts Executive Office of Elder Affairs. One of the many services that the Area Agency on Aging provides is transportation for older adults with volunteer drivers.

Example of Gaps in Services

The Area Agency on Aging (AAA) serves 23 communities in southeastern Massachusetts. By serving such a large area, the Agency can provide transportation services beyond community and regional boundaries. According to the 2021 Elder Needs Assessment Report, which is summarized on page seven of the [2022-2025 Old Colony Area AAA Area Plan on Aging](#), transportation continues to be a top five greatest need (third behind mental health and finding supportive services). In particular, according to study findings, older adults stated they need more door-to-door transportation service.

Unmet Service Needs

Despite the national trend of falling public transit ridership in the Commonwealth and the nation overall, there is still a growing need for transportation service among those that are transit-dependent. As Baby Boomers continue to retire, it is expected their demand for more transportation services will increase as well. The challenge is providing this service at a reasonable cost to the community. Door-to-door service tends to be expensive, which is why other transit solutions, such as Micro Transit, fixed-route, or flex-route services along with public-private partnerships are solutions that should be explored.

Service Gaps and Regional Needs

Through the utilization of in person interviews with human service organizations, municipal governments, and Commonwealth entities, coupled with an online survey fielded to members of the community, a number of service gaps and regional needs have been identified.

Expanded Public Transportation Service Area

Public transportation coverage can be robust in some areas of the Old Colony region and other parts have limited service or none at all. The lack of public transportation service can make it hard for those without automobiles or access to one to take care of personal needs, seek or maintain gainful employment, travel to medical appointments, and participate in social activities. Establishing public transportation service in communities without it can have a meaningful impact for those without any or limited transportation options.

Expanded Public Transportation Service Hours

Public transportation service hours can be a determining factor if a person will be able to utilize public transportation for their transportation needs. Service hours that do not start early enough or end too early, can make it challenging for an individual to use the public transit system for trips outside the usual workday and in some cases impossible for non-traditional work schedule or social activities that do not fall within the service schedule. Expanding service hours, adjusting the existing service day, or offering more flexible transportation options could enable individuals to take on non-traditional work schedule employment or participate in social activities they might not otherwise be able to.

More Transportation Options to Areas with a Concentration of Employers

Currently there are areas, such as the Avon Industrial Park, which have large concentrations of employers but either do not have public transportation access or have limited transportation service. The establishment of transportation to these locations can open up employment opportunities and additional shopping and dining destinations.

Connect Regional Transit Authorities to Facilitate Regional Mobility

Currently traveling throughout the Old Colony region can be challenging depending on your location and final destination. While there is a regional connection between the BAT and the MBTA, currently there are no regional connections between GATRA, which operates public transportation service in Plymouth, and portions of the South Shore south of the City of Brockton. Making connections between those regional transit authorities not currently connected could

facilitate access to jobs, medical trips, travel for social activities and a number of different trip purposes that might not be currently met. More outreach needed on the availability of travel training in the region and on transportation services offered.

Information can be a critical piece in helping an individual decided if they should travel by one mode of transportation or another and for some, an introduction to the public transportation system and other transportation providers could make reluctant riders willing to try public transportation or alternative modes of transport.

Expanded Micro Transit Options

Micro Transit has become a popular transportation option for Regional Transit Authorities, municipalities, and non-profit organizations. BAT (with [Rockland Flex](#)) and GATRA (with [GATRA GO](#)) have implemented micro transit service to cover portions of their service regions that do not have fixed route service, and both have reported high utilization rates. A micro transit service example at the municipal level in the OCPC region is [Bridgewater Cares Transit](#), which offers door-to-door, same-day transportation for qualified Bridgewater residents to around Bridgewater, as well as to the YMCA and Compass Medical Center in East Bridgewater and the Halifax Walmart.

In addition, there is a non-profit service in the Plymouth area, Taking People Places, Inc. (TPP). Initially partnering solely with Lyft to provide transportation, it now includes sixteen social service organizations in and around the Greater Plymouth area for disabled and older adults. These organizations cover 50% of the rideshare costs, with a 50% match in TPP funding via GATRA and MassDOT. Riders can be taken anywhere in Massachusetts, including for medical appointment trips in Boston. Service has increased by 40% in recent years with a total of 883 individuals served and 4,156 trips completed in 2022 alone.

Examples of Service Gaps

Reaching out to segments of the population currently being underserved or unaware of public transportation services available can be a challenge. Many of these groups have various needs and limited resources to achieve their organization's goals. The following list of organizations are a small example of the type of services needed in the area but is by no means an exhaustive list.

Brockton and Plymouth Area ARCs

The Brockton and Plymouth Area ARCs are organizations that provide a variety of services to individuals with disabilities. Examples of these services are job training, job placement, and traveling training. One challenge for the organization is getting people to their jobs. Many of the individuals they service cannot drive and are public transportation dependent, but often jobs are not where public transportation is available. (TPP is helping to address this challenge for the Greater Plymouth Area ARC).

Councils on Aging

The Councils on Aging have some of the most direct access to the older adult and disabled populations in our communities. They promote a variety of programs to enhance the quality of life but the challenge usually comes down to available funding to purchase, operate, and maintain

vehicles in a good state of repair. This limits the more localized connections and puts more pressure on other transportation resources to provide the service needed. Communities in the region that are members of BAT have expressed continued interest in expanding the paratransit service that already exists in their communities. Additionally, communities in the region that are not members of BAT could be eligible for paratransit services if they were to join the authority.

MassHire

MassHire serves job seekers and employers in Abington, Avon, Bridgewater, Brockton, East Bridgewater, Easton, Hanson, Stoughton, West Bridgewater, and Whitman through its Greater Brockton Career Center and in the Town of Plymouth via its Plymouth Career Center location. MassHire offers a host of services for the job seeker, providing workshops, counseling, and resources to help clients find jobs. They also work with other similar agencies in the unemployment office, transition assistance, and the YouthWorks program. One cited challenge for those looking for employment is transportation to areas of concentrated employment areas and to other large employers that are not along or close to a public transit route.

Veterans

Veterans are in need of transportation to Veteran's Affairs (VA) Hospitals and Clinics. The combination of continued military efforts and the reduction in overall death rates has increased the number of veterans returning home and utilizing VA services. Many of these former soldiers are transportation dependent and have trouble sometimes finding transportation to access the services available to them at the VA medical facilities and social activities.

Currently, shuttles run by the VA travel from Jamaica Plain and West Roxbury to the VA Hospital in Brockton. The VA Hospital is also serviced by BAT. Even with this service, a gap in services exists for the transportation dependent veterans who struggle to find transportation to the services they need. Veterans that are transportation dependent need to use the same services as the rest of the transportation dependent population, but some Veterans do not have access to public transportation in any form or have very limited access to public transportation or private forms of transportation services. Veterans need to be able to get to services, work, and social activities.

Strategies to Address Unmet Service Needs

1. Protect and Strengthen Existing Transportation Services
 - a. Support, Strengthen, and maintain the existing network of public and private transportation service providers (protecting the assets in which communities have invested).
 - b. Continue to pursue funding strategies that have leveraged local, state, federal, and private resources.
 - c. Allocate available public and private resources to implement plan goals.
 - d. Continue to provide vehicles to serve the transportation disadvantaged of the Old Colony Region.
2. Improve Intra-Community Transportation Services
 - a. Continue to seek and support the establishment of a system of intra- "community" transportation services that connect population centers with shuttles, vanpools, or ride hail app services that are not currently connected.
 - b. Continue to support and coordinate participation in ride sharing programs.

- c. Continue to provide improved services to human services populations, including older adults, persons with disabilities, and those with low incomes.
 - d. Focus public transportation on access to social and medical services, jobs, shopping, education, and recreation.
 - e. Encourage and support multi-modal options including pedestrian and bicycle usage.
 - f. Provide expanded fixed route service to employment centers and central business districts, educational and residential developments, such as the Union Point/South Weymouth Naval Air Station Redevelopment, South Shore Health Hospital, Massasoit Community College, Bridgewater State University, Stonehill College, the Avon industrial Park, and other large-scale job centers and housing developments.
3. Increase Accessibility to Transportation Services
- a. Continue to identify “underserved” areas (geography) and population (demographics).
 - b. Continue to identify transportation-dependent populations geographically.
 - c. Evaluate the effectiveness of existing transportation services.
 - d. Reengage in developing an ongoing public education program focused on commuting & transportation services and [mobility management](#).
 - e. Provide transportation options that are sustainable and environmentally sensitive.
 - f. Maintain public transportation services that are fast, fair, flexible, and frequent.
 - g. Work with ride hail app services (providers of Micro Transit) and those entities in our communities willing and able to work with them to provide more transportation options, with or without (or limited) public transportation service.
4. Coordinate Transportation Services
- a. Continue to seek to coordinate transportation services with surrounding communities outside of the region.
 - b. Continue to work with regional partners through the Regional Coordinating Council (RCC) to connect and interline transportation services to increase regional mobility options.

There are many ways to address the four strategies to provide services identified as unmet service needs. The following are examples of the types of services that would facilitate achieving this strategy.

Increase Micro Transit Service Options

Besides BAT and GATRA, Bridgewater Cares Transit provides Micro Transit service to qualified Bridgewater residents and Taking People Places, Inc. provides Micro Transit service to Plymouth area residents. Creating additional Micro Transit options separate from RTAs could be highly beneficial to Old Colony Region residents.

System Preservation

With ever-increasing budget constraints, it is key to keep the system in a good state of repair to avoid costly maintenance corrections later, which could result in transportation service issues. It is paramount to keep seeking funding for transit system preservation to make sure it can meet current and future demand.

Increased Fixed Route Service Hours

The region has a varied frequency of fixed-route service hours. Increasing service hours makes fixed-route transportation a viable choice in transporting people to jobs, medical appointments, and social engagements.

Continue Accessibility Enhancement

Continue to invest in accessibility enhancements such as curb cuts, sidewalks, information kiosks, travel training, signage, and shelters.

Increased Fixed Route Service Area

The region also has a varying degree of fixed-route coverage. Some communities are well served by fixed-route service and other areas are not at all. Addressing these concerns based on the population's needs will help transport people to medical appointments; places of employment, education facilities, and to areas for social engagement.

Same Day Service

Same day transportation services, especially those for individuals with disabilities, are available in the region, but limited in their availability and sometimes not at all on certain days, for certain individuals, and in some locations. The ability to provide same day service gives users that need the accessible service increased flexibility in planning their transportation to work, medical appointments, and spur of the moment trips. These types of trips are prime candidates for the use of ride-hail app/Micro Transit partnerships and could be the means in which they are met.

Increased Paratransit Services Hours

There is always a need for more and longer service hours. As such, it is a challenge to develop a schedule around limited hours of service. Partnerships with private transportation providers and ride-hail app services could fill gaps in service hours for Paratransit services.

Increased Paratransit Service Area

Much like increasing services hours, increasing the service area gives patrons of Paratransit service a greater ability to access the services they need.

Increase Micro Transit Service Area

BAT and GATRA each have micro transit services in portions of their service region, and both RTAs have reported success with their programs. Determining other areas where this could be utilized could result in increased transit use in both service areas.

Expanding of Volunteer Driver Programs

The continued expansion of the volunteer driver programs can be a low-cost way to meet the transportation needs of community members. Coordination of volunteers is still the biggest challenge.

Continuation of Rider Education Programs

Many individuals new to transit often do not take advantage of programs simply because they are unaware of the services. The continued education of riders about public transportation services can help them become more comfortable with the service and to understand what is expected of them in the role of a customer. An expanded public outreach effort can help keep the public aware of the transportation options available.

Increase the Availability of Lift Accessible Vehicles to the Disabled Population

One problem, in particular, is the availability of lift accessible vehicles within the private carrier sector. Most taxi companies do not have lift-equipped vans for services because the difference in the cost to purchase a lift vehicle versus a non-lift equipped sedans is more than what the company can expect to receive as a return on investment. With the shrinking availability of private transportation providers, such as taxicab companies, it is expected that this situation will stay the same or become worse as more taxicab companies go out of business due to ride-hailing

services. Additionally, lift accessible ride-hail app rides are dependent on there being a lift-enabled vehicle in the area and some ride-hail apps do not offer a lift enabled vehicle option.

Expand Paratransit Buffer Beyond $\frac{3}{4}$ of a Mile

Expanding the Paratransit buffer offers more flexibility in destination choices to the individual dependent upon the service.

Expand Sunday Service

Expanding Sunday service offers more flexibility to those individuals' dependent on the service.

Promote the Use of Transit by Workers with Non-Traditional Work Schedules

Increasing the hours of availability of transit on late nights and weekends increases the accessibility to jobs for workers who work the non-traditional work shifts.

Promotion of the Use of Transportation Vouchers

Promotion of transit or travel utilizing ride-hail apps and taxis by appropriate agencies utilizing transportation vouchers for welfare recipients and eligible low-income individuals can assist in getting people to jobs and eventually out of these programs.

Employer Sponsored Transportation Solutions

Promote the use of employer-provided transportation including the transit pass benefit program. Transportation benefit programs can benefit both employers and employees.

Expand Reverse Commute Options

Promotion of the use of bus, train, carpool, vans, and other transfer services for reverse commute by which workers are transported to suburban job sites.

Promote Increased Transit Connections

Increased transit connections provide more flexibility and options, specifically to transit-dependent populations. It increases accessibility to jobs, medical, and social needs.

Promote the Use of New and Developing Transportation Technology

The use of new and emerging transportation technology that increases the availability of services to underserved or unserved areas should continue to be encouraged and pursued. Technology that increases the efficiency of current service (like Micro Transit services) and/or gives them operational flexibility (like Transportation Network Company (TNC) services) should be reviewed to see if their implementation would result in improved customer experience and service availability.

Prioritization & Evaluation of Strategies

Prioritization

1. Maintain current services, system preservation and transportation programs.
2. Invest in programs for projects that improve community access and increase ridership.
3. Provide incentives for projects that emphasize coordination, collaboration, and transit connectivity.
4. Assure access, safety, and security for the individuals, groups, and stakeholders served.
5. Ensure vehicle provision to serve the transportation disadvantaged populations of the Old Colony Region.

Evaluation

Projects are evaluated with the following quantitative methods in mind:

- **Maintain Existing Transportation Structure**

The addition of services may cause new services to struggle if the current transportation infrastructure is struggling to maintain a base level of service.

- **Increase Access to Jobs**

What is the potential or actual jobs accessed by transit services, including the auxiliary benefits to service? Would the individuals using the service have been able to access the job in another way?

- **Increase Quality of Services**

Does the proposal increase the quality of services, expanded hours, same day service, and passenger enhancements? Evaluate how and why the services are enhanced. What is the service target population and the expected use?

- **Increase Riders**

How many customers use the service? If the service is an additional offering to complement existing service, how many new riders will be added to the system, in addition to transit riders already utilizing the system?

- **Increase Connectivity to Communities with Improved Access**

Is the service improving intra-regional and inter-regional connectivity?

Appendix

Appendix A: List of For- and Non-Profit Contractors

Contractor	Address	Phone Number	Website
21 st Century Home Care, Inc.	402 North Main Street, Randolph, MA 02368	(781) 828-0221	https://www.21stcenturyhomecare.com/home-care
A&A Metro Transportation	1001 Bedford Street, Bridgewater, MA 02324	(508) 697-0017	https://www.aametro.com/
Abington Council on Aging	441 Summer Street, Abington, MA 02351	(781) 982-2145	https://www.abingtonma.gov/council-on-aging/pages/van-rides
Aegis Transportation	21 Hampden Drive, Unit 1 South Easton, MA 02375	(508) 297-1419	N/A
American Cancer Society Road to Recovery Program	30 Speen Street, Framingham, MA 01701	(800) 227-2345	https://www.cancer.org/support-programs-and-services/road-to-recovery.html
Avon Council on Aging	65 East Main Street, Avon, MA 02322	(508) 559-0060	https://www.avon-ma.gov/sites/g/files/vyhlf271/f/uploads/coa_van_schedule_9-2019_web.pdf
Bluebird Taxi & Transportation	458 Dartmouth Street, New Bedford, MA 02740	(508) 999-1124	https://www.bluebirdtransportation.com/services
Bourne Bridge 24 HR Taxi	2 Williams Avenue, Pocasset, MA 02559	(508) 564-7500	N/A
Bridgewater Cares Transit	N/A	(508) 697-0929	https://bridgewatercares.com/
Bridgewater Elder Affairs	10 Wally Krueger Way, Bridgewater, MA 02324	(508) 697-0929	https://www.bridgewaterma.org/157/Elder-Affairs
Brockton Area Transit Authority (BAT)	155 Court Street, Brockton, MA 02301	(508) 588-1000	https://www.ridebat.com/
Brockton Council on Aging	10 Father Kenney Way, Brockton, MA 02301	(508) 580-7811	https://brockton.ma.us/city-departments/council-on-aging/
CAJ Services	1017 Turnpike Street, Suite 37B, Canton, MA 02021	(781) 951-5021	https://www.caj-service.com/services/
Carver Council on Aging	48 Lakeview Street, Carver, MA 02330	(508) 866-4698	https://www.carverma.gov/council-aging/pages/services
Community Access, Inc.	24 Norfolk Avenue, South Easton, MA 02375	(508) 933-9422	https://www.communityaccesstransportation.com/

DIAL-A-BAT (Brockton Area Transit Authority)	155 Court Street, Brockton, MA 02301	(508) 584-5530	https://www.ridebat.com/dial-a-bat/
Dial-A-Ride (Greater Attleboro Taunton Transit Authority)	10 Oak Street, Taunton, MA 02780	(508) 823-8828	https://www.gatra.org/dial-a-ride-ada-senior-transportation/
Disabled American Veterans (Brockton VA Hospital)	940 Belmont Street, Brockton, MA 02301	(508) 583-4500	https://www.va.gov/boston-health-care/dav-vans-transportation-for-veterans/
Driving Neighborhood Connections LLC	70 Kensington, Plymouth, MA 02360	(401) 243-7853	https://www.drivingneighborhoodconnections.com/
Duxbury Senior Center	10 Mayflower Street, Duxbury, MA 02332	(781) 934-5774	https://www.town.duxbury.ma.us/senior-center/let-us-help/pages/transportation-medical-social
East Bridgewater Council on Aging	355 Plymouth Street, East Bridgewater, MA	(508) 378-1610	https://www.eastbridgewaterma.gov/council-aging/faq/do-you-provide-transportation
Easton Council on Aging	15 Barrows Street, Easton, MA 02356	(508) 238-3160	https://www.easton.ma.us/departments/council_on_aging/index.php
Evolve Community Services, LLC	55 Park Street, Attleboro, MA 02703	(857) 557-4575	https://evolvecommunityservices.com/pages/personal-transport-services
Fast Lane Transportation	3329 Cranberry Highway, Wareham, MA 02532	(774) 343-2122	https://fastlanemass.com/
First Class Care Transit Solutions	181 Howard Street, Easton, MA 02575	(781) 803-0995	N/A
Greater Attleboro Taunton Regional Transit Authority (GATRA)	10 Oak Street, Taunton, MA 02780	(800) 483-2500	https://www.gatra.org/
Habilitation Assistance (Access Express)	434 Court Street, Plymouth, MA 02360	(508) 746-5715	https://hac.center/transportation/
Halifax Council on Aging	506 Plymouth Street, Halifax, MA	(781) 293-7313	https://www.halifax-ma.org/council-aging/pages/transportation-services
Hanover Council on Aging	665 Center Street, Hanover, MA	(781) 924-1913	https://www.hanover-ma.gov/council-on-aging/pages/transportation-services
Hanson Council on Aging	132 Maquan Street, Hanson, MA 02341	(781) 293-2683	https://www.hanson-ma.gov/council-elder-affairs-senior-center/faq/how-do-i-arrange-ride-doctors-appointment
Independence Associates	100 Laurel Street, Suite 122, East Bridgewater, MA 02333	(508) 583-2166	https://iacil.org/

Kiessling Transit, Inc.	15 Blandin Avenue, Framingham, MA 01702	(508) 935-2222	https://kiesslingtransit.com/transportation-authority-management/
Kingston Council on Aging	30 Evergreen Street, Kingston, MA 02364	(781) 585-0511	https://kingstonma.gov/292/Council-on-Aging
Lakeville Council on Aging	1 Dear Crossing, Lakeville, MA 02347	(508) 947-7224	https://www.lakevillema.org/council-aging/pages/available-programs
Marshfield Council on Aging	230 Webster Street, Marshfield, MA 02050	(781) 834-5581	https://www.marshfield-ma.gov/sites/g/files/vyhlf3416/f/uploads/transportation-1.pdf
MCJ Transportation	21 Torrey Street, Brockton, MA 02301	(617) 699-2143	https://www.mcjtransportation.com/
Middleborough Council on Aging	558 Plymouth Street, Middleborough, MA 02346	(508) 946-2490	https://www.middleboroughma.gov/210/Council-on-Aging
Old Colony Area Agency on Aging (AAA)	70 School Street, Brockton, MA 02301	(508) 583-1833	https://oldcolonyplanning.org/aaa/
Old Colony Elder Services, Inc.	144 Main Street, Brockton, MA 02301	(508) 584-1561	https://www.ocesma.org/
Pembroke Council on Aging	144 Center Street, Pembroke, MA 02359	(781) 294-8220	https://www.pembroke-ma.gov/council-aging/pages/gatra-shuttle
Peter Pan Bus Lines	N/A	(800) 343-9999	https://peterpanbus.com/
Plymouth & Brockton Bus	8 Industrial Park Road, Plymouth, MA 02360	(508) 746-0378	https://www.p-b.com/
Plymouth Center for Active Living	44 Nook Road, Plymouth, MA 02360	(508) 830-4230	https://www.plymouth-ma.gov/1101/Transportation
Plympton Council on Aging	5 Palmer Road, Plympton, MA 02367	(781) 585-5214	https://www.town.plympton.ma.us/council-on-aging
R&R Transportation	378 Page Street, #14, Stoughton, MA 02072	(781) 344-8800	N/A
The RIDE (MBTA)	1000 Massachusetts Avenue, Boston, MA 02118	(617) 337-2727	https://www.mbta.com/accessibility/the-ride
Rockland Council on Aging	317 Plain Street, Rockland, MA 02370	(781) 871-1266	https://www.rockland-ma.gov/167/Council-on-Aging-COA-Van---Transportatio

South Shore Community Action Council	71 Obery Street, Plymouth, MA 02360	(508) 747-7575	https://www.sscac.org/
Special Occasion Limousine & Coach	61 Camelot Drive, Plymouth, MA 02360	(508) 558-7805	https://plymouthcoach.com/
Stoughton Council on Aging	110 Rockland Street, Stoughton, MA 02072	(781) 344-8882	https://www.stoughton.org/417/Transportation- -Services
Taunton Motorized Coach	295 Broadway, Taunton, MA 02780	(508) 824-5831	N/A
VHS Transportation	7 Plymouth Drive, South Easton, MA 02375	(508) 238-5661	http://vhstrans.com/
Victoria's Transportation, Inc.	11 Dale Street, Stoughton, MA 02072	(617) 778-3800	N/A
Wareham Council on Aging	48 Marion Road, Wareham, MA 02571	(508) 291-3130	https://www.wareham.ma.us/council-aging
West Bridgewater Council on Aging	97 West Center Street, West Bridgewater, MA 02379	(508) 894-1264	https://www.westbridgewaterma.org/residents /council_on_aging.php
Whaling City Transit	92 Sanford Road, Westport, MA 02790	(508) 679-0100	https://www.whalingcitytransit.net/
Whitman Council on Aging	16 Hayden Avenue, Whitman, MA 02382	(781) 447-7619	https://www.whitman- ma.gov/253/Transportation
Yes! We Van	651 Orchard Street, New Bedford, MA 02744	(508) 542-0373	https://yeswevan.net/

Appendix B: BIL Fact Sheet on 5310 Grant Funding



BIPARTISAN INFRASTRUCTURE LAW FACT SHEET:
FORMULA GRANTS FOR THE ENHANCED MOBILITY
OF SENIORS AND INDIVIDUALS WITH DISABILITIES

Fiscal Year	2022 (in millions)	2023 (in millions)	2024 (in millions)	2025 (in millions)	2026 (in millions)
Enhanced Mobility of Seniors and Individuals with Disabilities	\$421	\$429	\$439	\$447	\$457

Note: The Bipartisan Infrastructure Law provides both authorized future funding from the Mass Transit Account of the Highway Trust Fund and advance annual appropriations, both of which are included in the above table.

Program Purpose:

The Bipartisan Infrastructure Law, enacted as the Infrastructure Investment and Jobs Act, continues, without change, the Formula Grants for the Enhanced Mobility of Seniors and Individuals with Disabilities Program, which funds transportation services planned, designed, and carried out to meet the special transportation needs of seniors and individuals with disabilities in all areas – large urbanized (200,000 or more in population), small urbanized (50,000-199,999 in population), and rural (under 50,000 in population). Eligible projects include both traditional capital investment and nontraditional investment beyond the Americans with Disabilities Act (ADA) complementary paratransit services.

Statutory References: 49 U.S.C. § 5310, IIJA Division J

Eligible Recipients:

- Funding is made available to direct recipients. For rural and small urbanized areas (small UZAs), the state is the direct recipient. For large urbanized areas (large UZAs), the governor of the state chooses a designated recipient. State or local governmental entities that operate a public transportation service are also eligible recipients.
- Subrecipients can include states or local government authorities, private nonprofit organizations, or operators of public transportation.

Eligible Activities:

The IIJA continues without change the broad range of eligible activities, including:

- Public transportation projects planned, designed, and carried out to meet the special needs of seniors and individuals with disabilities when public transportation is insufficient, inappropriate, or unavailable

- Public transportation projects that exceed the requirements of the Americans with Disabilities Act of 1990 (42 U.S.C. 12101 et seq.)
- Public transportation projects that improve access to fixed route service and decrease reliance by individuals with disabilities on complementary paratransit
- Alternatives to public transportation that assist seniors and individuals with disabilities with transportation
- At least 55 percent of program funds must be used on capital projects to meet the special needs of seniors and individuals with disabilities when public transportation is insufficient, inappropriate, or unavailable. Examples include:
 - Buses and vans; wheelchair lifts, ramps, and securement devices; transit-related information technology systems including scheduling/routing/one-call systems; and mobility management programs.
 - Acquisition of transportation services under a contract, lease, or other arrangement. Both capital and operating costs associated with contracted service are eligible capital expenses. User-side subsidies are considered one form of eligible arrangement. The capital eligibility of acquisition of services as authorized in 49 U.S.C. 5310(b)(4) is limited to the Section 5310 program.
- The remaining 45 percent may be used for projects described above or for projects that exceed the requirements of the ADA, improve access to fixed route service and decrease reliance by individuals with disabilities on complementary transit, or alternatives to public transportation to assist seniors and individuals with disabilities. Examples include:
 - Travel training; volunteer driver programs; building an accessible path to a bus stop including curb-cuts, sidewalks, accessible pedestrian signals or other accessible features; improving signage, or way-finding technology; incremental cost of providing same day service or door-to-door service; purchasing vehicles to support new accessible taxi, rides sharing and/or vanpooling programs; and mobility management.

What's Changed?

The IIJA continues the Section 5310 Formula Program with no changes.

Appendix C: FY 2020-2023 Community Transit Grant Awards

FY 2020 Capital (Rolling Stock) Awards

Organization	# of Vehicles
Brockton Area Transit Authority	6
Greater Attleboro-Taunton Regional Transit Authority	14
South Shore Community Action Council	7

FY 2020 Mobility Management and Operating Awards

Organization	Project Description	Award
Brockton Area Transit Authority	Operating Assistance to continue to provide Avon-Stoughton Service.	\$26,000
Brockton Area Transit Authority	Operating Assistance to continue to provide Flex service to the town of Rockland.	\$50,000
Greater Attleboro-Taunton Regional Transit Authority	GATRA is partnering with a local social consortium, consisting of seven non-profit agencies, to provide Uber trips in the City of Attleboro and the Town of Norton for senior citizens, persons living with disabilities, and low income individuals during the later evening hours as well as Sundays when local public transportation service is unavailable.	\$25,000
Greater Attleboro-Taunton Regional Transit Authority	Med Wheels offers long-distance demand-response transportation to medical appointments for people living with disabilities and/or aged 60 or older.	\$50,000
Greater Attleboro-Taunton Regional Transit Authority	GATRA is proposing the development of a coordinated system that will allow direct trip booking from the Ride Match website or a mobile device. This new feature will provide the customer the option to select from various paratransit and other ride share or community-based services as well as private options, such as taxis and livery services, and then book the trip online. The pilot program is for GATRA paratransit customers only and will allow these riders to directly book a trip without contacting the provider. GATRA would work directly with the individual service providers to develop new APIs (application program interfaces) that would interface with various scheduling software.	\$64,000
Greater Attleboro-Taunton Regional Transit Authority	Continued funding for Wareham-New Bedford Shuttle.	\$95,500
Old Colony Planning Council	The OCPC provides mileage reimbursement to volunteer drivers at the federally approved mileage rate.	\$30,000
South Shore Community Action Council	Operating assistance for SSCAC transportation program for seniors and persons with disabilities.	\$50,000

FY 2021 Capital (Rolling Stock) Awards

Organization	# of Vehicles
Brockton Area Transit Authority	9
Greater Attleboro-Taunton Regional Transit Authority	12
South Shore Community Action Council	7

FY 2021 Mobility Management and Operating Awards

Organization	Project Description	Award
Brockton Area Transit Authority	Funding to continue and expand paratransit services to the towns of Avon, Stoughton, and the City of Brockton beyond BAT's ADA corridor.	\$30,000
Brockton Area Transit Authority	Funding to continue lifeline service to essential destinations for older adults and people with disabilities in the Town of Rockland.	\$84,000
Greater Attleboro-Taunton Regional Transit Authority	Med Wheels offers long-distance demand-response transportation to medical appointments for people living with disabilities and/or aged 60 or older.	\$50,000
Greater Attleboro-Taunton Regional Transit Authority	GATRA is continuing to partner with a local social consortium consisting of seven non-profit agencies to provide Uber trips in the Town of Plymouth for older adults, people with disabilities, and low-income individuals during the later evening hours, as well as Sundays when local public transportation service is unavailable.	\$30,000
Old Colony Planning Council	The OCPC provides mileage reimbursement to volunteer drivers at the federally approved mileage rate.	\$30,000
South Shore Community Action Council	Operating assistance for SSCAC transportation program for seniors and persons with disabilities.	\$75,000
South Shore Community Action Council	Funds to support short-term assessment and strategic planning to accommodate operational changes needed to satisfy new HST guidelines and MA standards for COVID-19.	\$25,000

FY 2022 Capital (Rolling Stock) Awards

Organization	# of Vehicles
Brockton Area Arc, Inc.	1
Brockton Area Transit Authority	4
Greater Attleboro-Taunton Regional Transit Authority	9
South Shore Community Action Council	6

FY 2022 Mobility Management and Operating Awards

Organization	Project Description	Award
Brockton Area Transit Authority	Funding to continue and expand paratransit services to the towns of Avon, Stoughton, and the City of Brockton beyond BAT's ADA corridor.	\$30,000
Brockton Area Transit Authority	Funding to continue lifeline service to essential destinations for older adults and people with disabilities in the Town of Rockland.	\$84,000
Greater Attleboro-Taunton Regional Transit Authority	Med Wheels offers long-distance demand-response transportation to medical appointments for people living with disabilities and/or aged 60 or older.	\$50,000
Old Colony Planning Council	The OCPC provides mileage reimbursement to volunteer drivers at the federally approved mileage rate.	\$30,000
South Shore Community Action Council	Operating assistance for SSCAC transportation program for seniors and persons with disabilities.	\$75,000
South Shore Community Action Council	Continued funding to support short-term assessment and strategic planning to accommodate operational changes needed to satisfy new HST guidelines and MA standards for COVID-19.	\$25,000

FY 2023 Capital (Rolling Stock) Awards

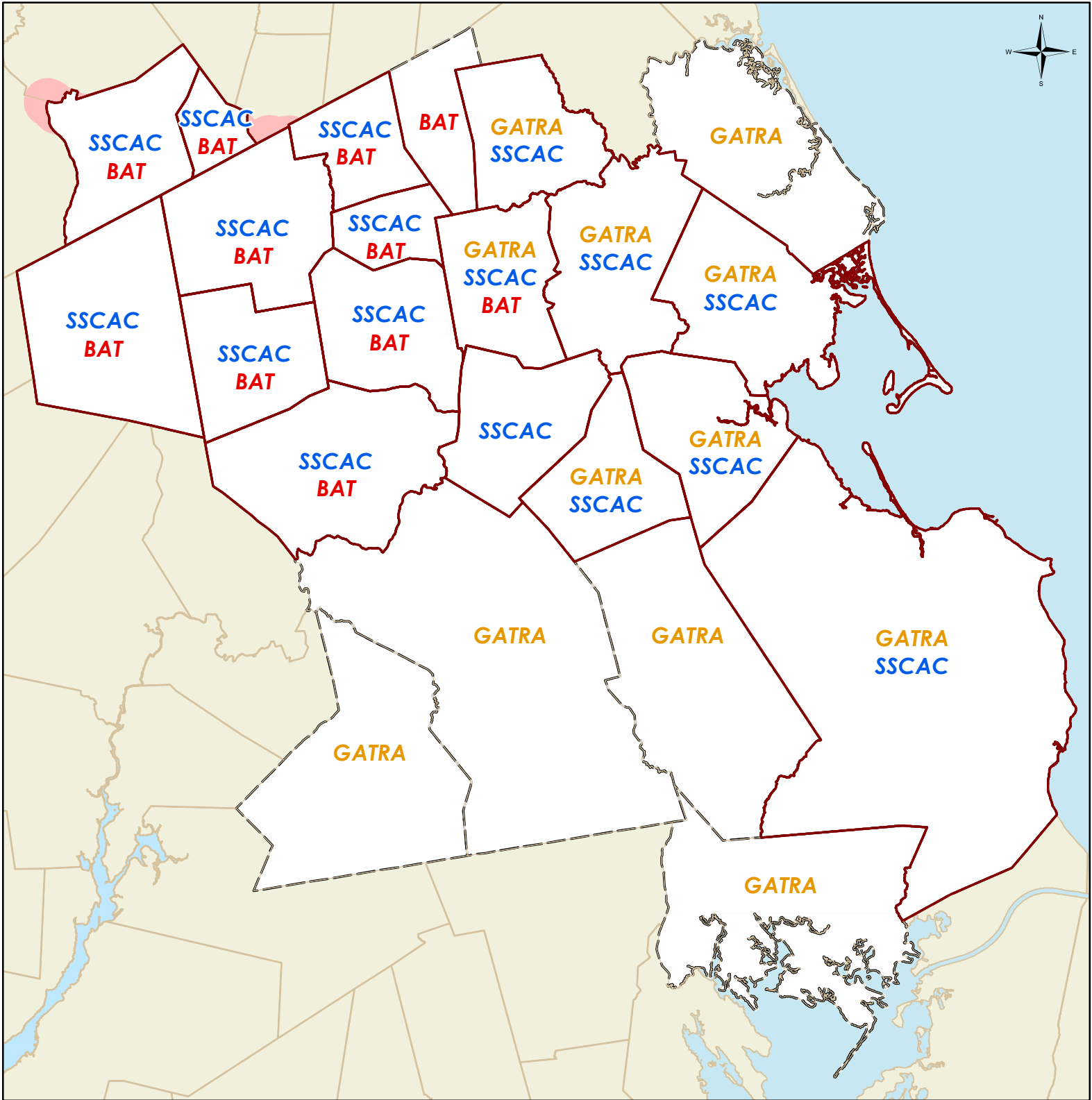
Organization	# of Vehicles
Brockton Area Arc, Inc.	1
Brockton Area Transit Authority	4
Greater Attleboro-Taunton Regional Transit Authority	13
South Shore Community Action Council	5

FY 2023 Mobility Management and Operating Awards

Organization	Project Description	Award
Bridgewater Council on Aging	Funding for staff salaries, outreach and promotional materials, and micro transit scheduling software for a program to provide weekly shuttles and on-demand trips.	\$22,080
Brockton Area Transit Authority	Continue and expand BAT's Rockland Flex service, which provides lifeline service to the greater Rockland community. Prioritizes transportation for older adults and people with disabilities and will add capacity for same day, door-to-door service.	\$137,500
Greater Attleboro-Taunton Regional Transit Authority	Med Wheels offers long-distance demand-response transportation to medical appointments for older adults and people with disabilities.	\$100,000
Greater Attleboro-Taunton Regional Transit Authority	Continued funding for Plymouth's CAR program, which is facilitated by a consortium of agencies. When clients alert their agency that they need transportation, if no bus is available at the time or location of the needed trip, the agencies are then able to contact Uber or Lyft to schedule a ride. If a WAV is needed, one of GATRA's contracted vendors completes the trip.	\$50,000
Greater Attleboro-Taunton Regional Transit Authority	Continued funding for Attleboro and Norton CAR program for older adults, people with disabilities, and low-income individuals during the later evening hours as well as Sundays when local public transportation service is unavailable.	\$20,000
Old Colony Planning Council	A regional approach to offering mileage reimbursement for volunteer drivers at the federally approved mileage rate for Councils on Aging in the OCPC region.	\$30,000
South Shore Community Action Council	Operating funds to support demand-response paratransit service.	\$125,000

Appendix D: Demographic Maps

Old Colony Region Paratransit Services



- BAT** Brockton Area Transit (BAT) Authority
- GATRA** Greater Attleboro and Taunton Regional Transit Authority
- SSCAC** South Shore Community Action Council
- Area Agency on Aging Service Area
- OCPC Region
- BAT Service Area



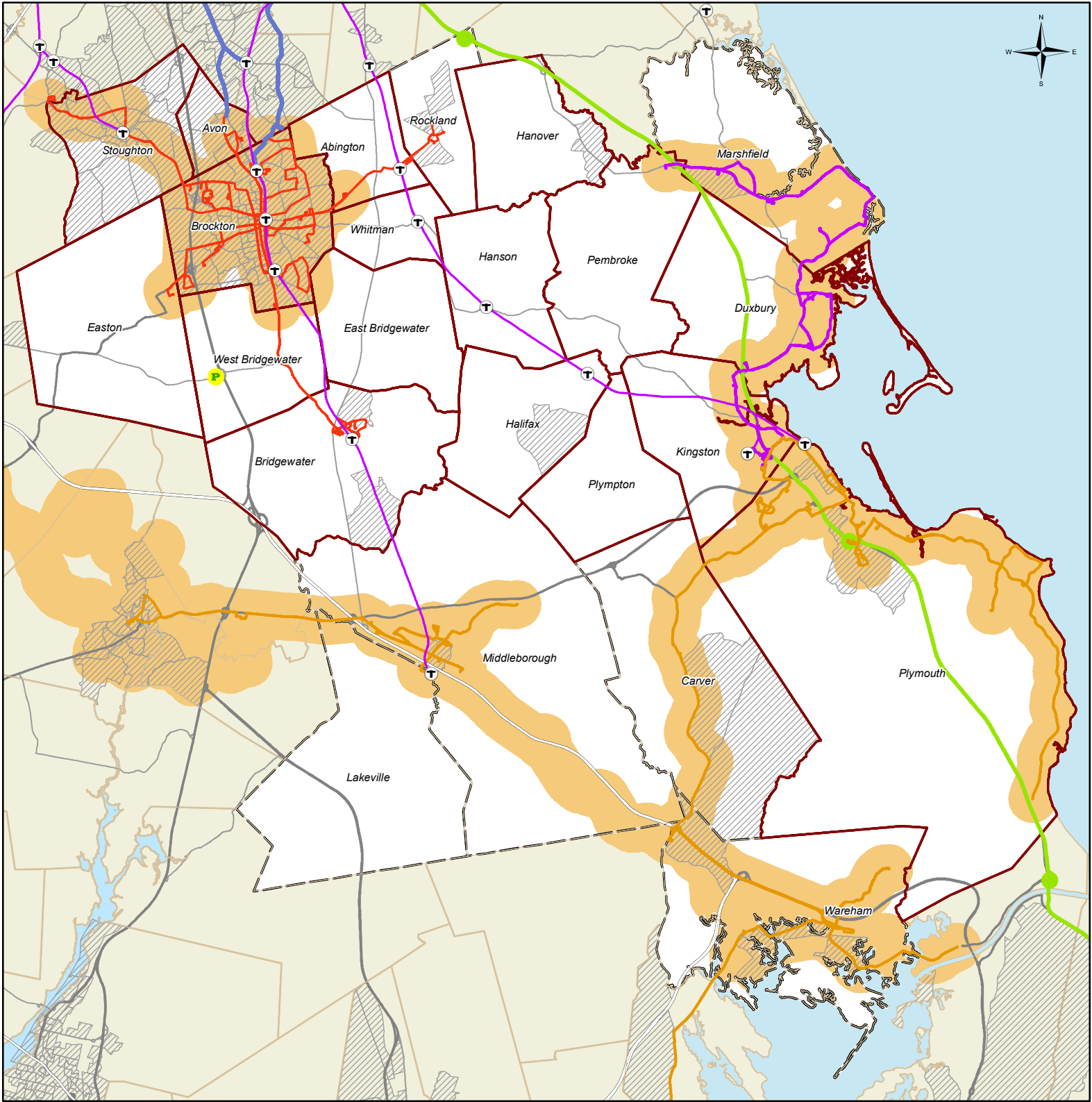
OLD COLONY
PLANNING COUNCIL

Old Colony Planning Council
70 School Street
Brockton, MA 02301

oldcolonyplanning.org
Created August 2023

GIS Data Sources: MassDOT, Office of Geographic Information (MassGIS), Old Colony Planning Council

Fixed Route and Paratransit Service Coverage



- 3/4 Mile Paratransit Buffer
- Environmental Justice Block Groups
- OCPC Region
- Area Agency on Aging Service Area
- T MBTA Commuter Rail Stations
- MBTA Bus Routes
- Brockton Area Transit (BAT) Routes
- GATRA Routes
- GATRA SAIL Link
- Plymouth and Brockton Bus Routes
- P Peter Pan Commuter Bus Stop
- MBTA Commuter Rail Lines



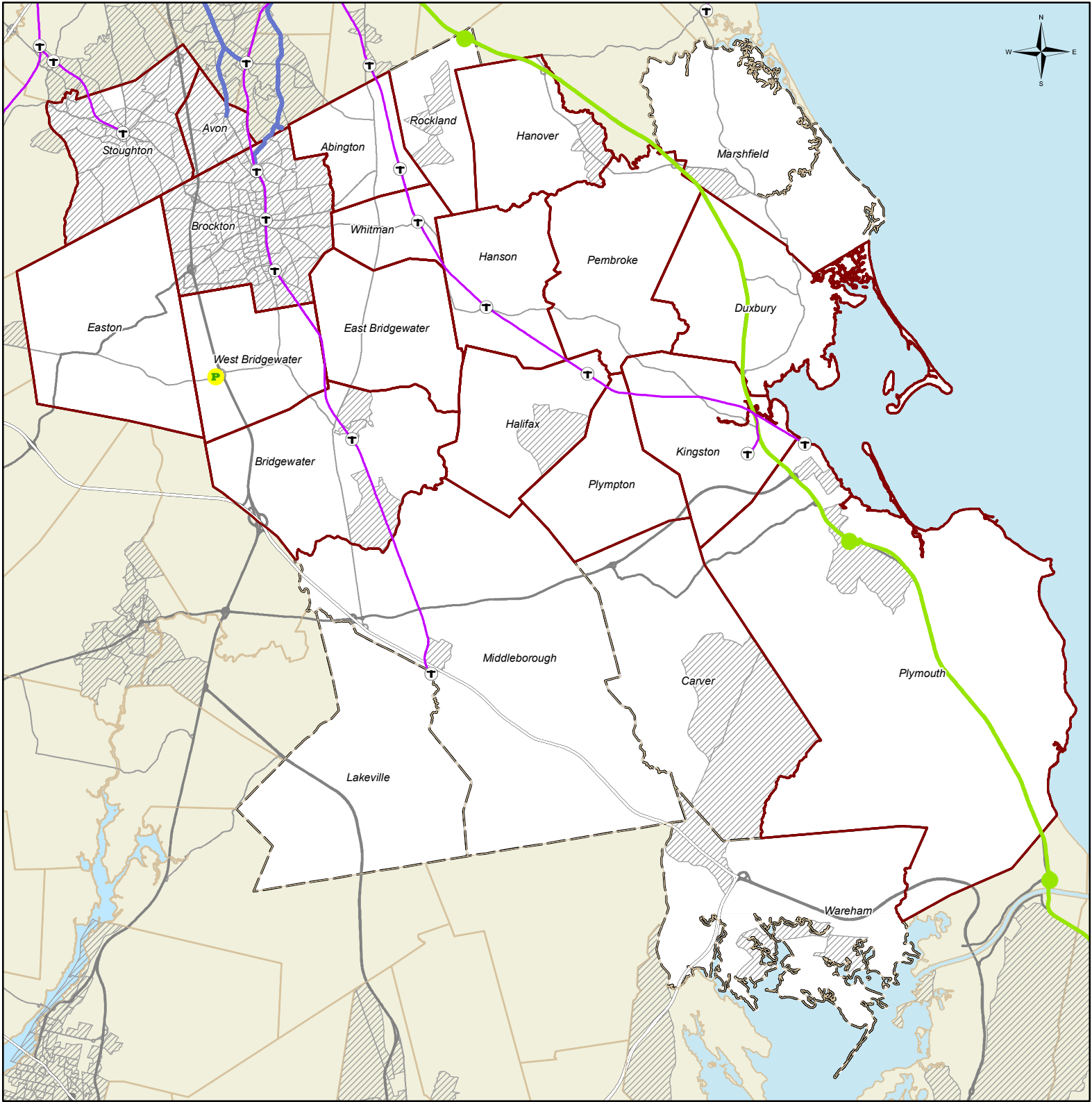
OLD COLONY
PLANNING COUNCIL









Old Colony Planning Council
70 School Street
Brockton, MA 02301

oldcolonyplanning.org
Created August 2023

GIS Data Sources: MassDOT, Office of Geographic Information (MassGIS), Old Colony Planning Council

Commuter Rail and Express Bus Service



-  Environmental Justice Block Groups
-  OCPC Region
-  Area Agency on Aging Service Area
-  MBTA Commuter Rail Stations
-  MBTA Commuter Rail Lines
-  MBTA Bus Routes
-  Plymouth and Brockton Bus Routes
-  Peter Pan Commuter Bus Stop



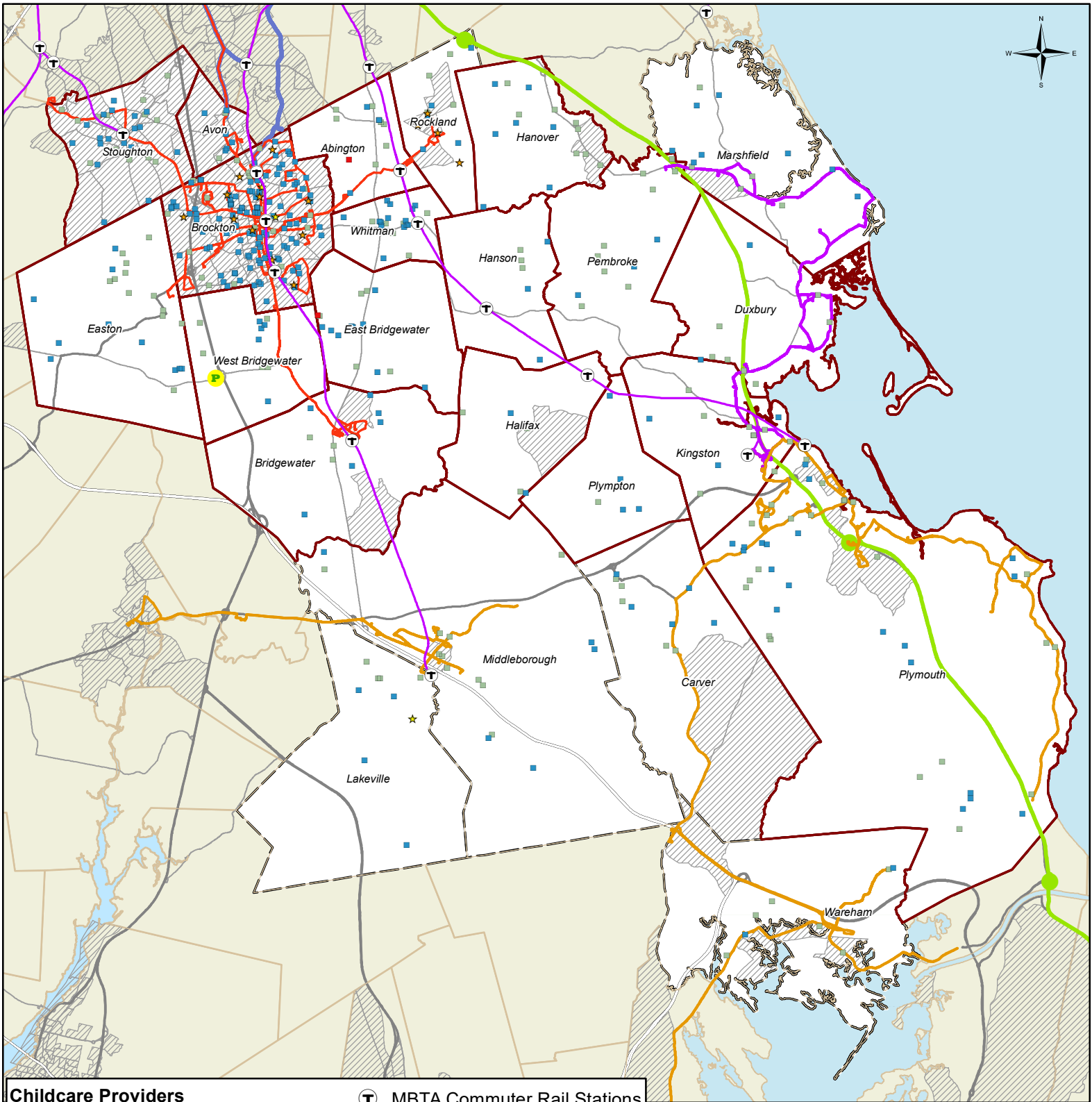
OLD COLONY
PLANNING COUNCIL

Old Colony Planning Council
70 School Street
Brockton, MA 02301

oldcolonyplanning.org
Created August 2023

GIS Data Sources: MassDOT, Office of
Geographic Information (MassGIS),
Old Colony Planning Council

Distribution of Childcare to Transit



Childcare Providers

- Family Child Care
- Large Group
- ★ Private School
- ★ Public School
- Small Group
- Environmental Justice Block Groups
- OCPC Region
- Area Agency on Aging Service Area

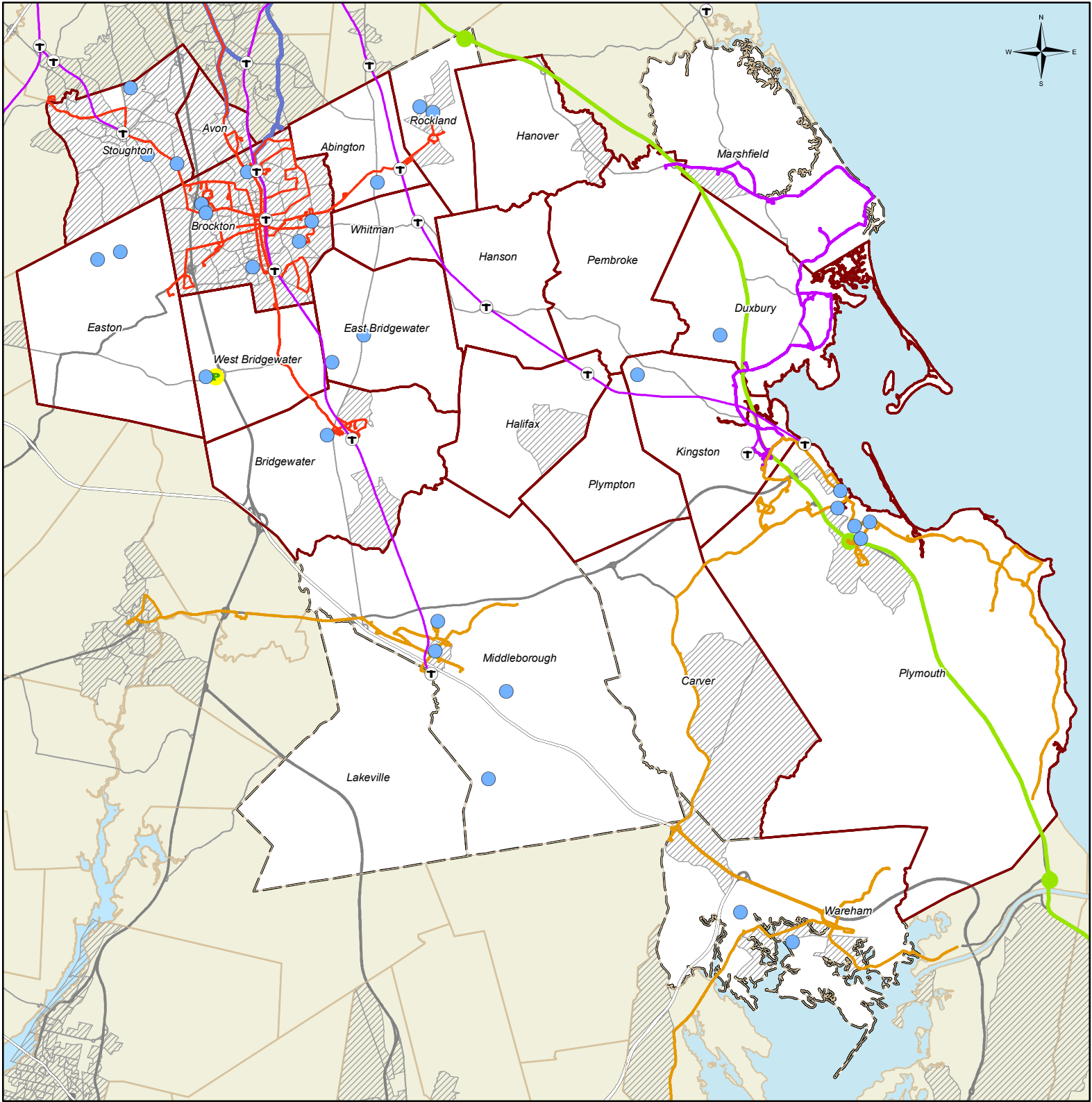
- MBTA Commuter Rail Stations
- MBTA Commuter Rail Lines
- Brockton Area Transit (BAT) Routes
- GATRA Routes
- GATRA SAIL Link
- MBTA Bus Routes
- Plymouth and Brockton Bus Routes
- Peter Pan Commuter Bus Stop



Old Colony Planning Council
70 School Street
Brockton, MA 02301
oldcolonyplanning.org
Created August 2023

GIS Data Sources: MassDOT, Office of Geographic Information (MassGIS), Old Colony Planning Council

Distribution of Assisted Living to Transit



- Assisted Living Facilities
- Environmental Justice Block Groups
- OCPC Region
- Area Agency on Aging Service Area
- T MBTA Commuter Rail Stations
- MBTA Commuter Rail Lines
- Brockton Area Transit (BAT) Routes
- GATRA Routes
- GATRA SAIL Link
- MBTA Bus Routes
- Plymouth and Brockton Bus Routes
- P Peter Pan Commuter Bus Stop



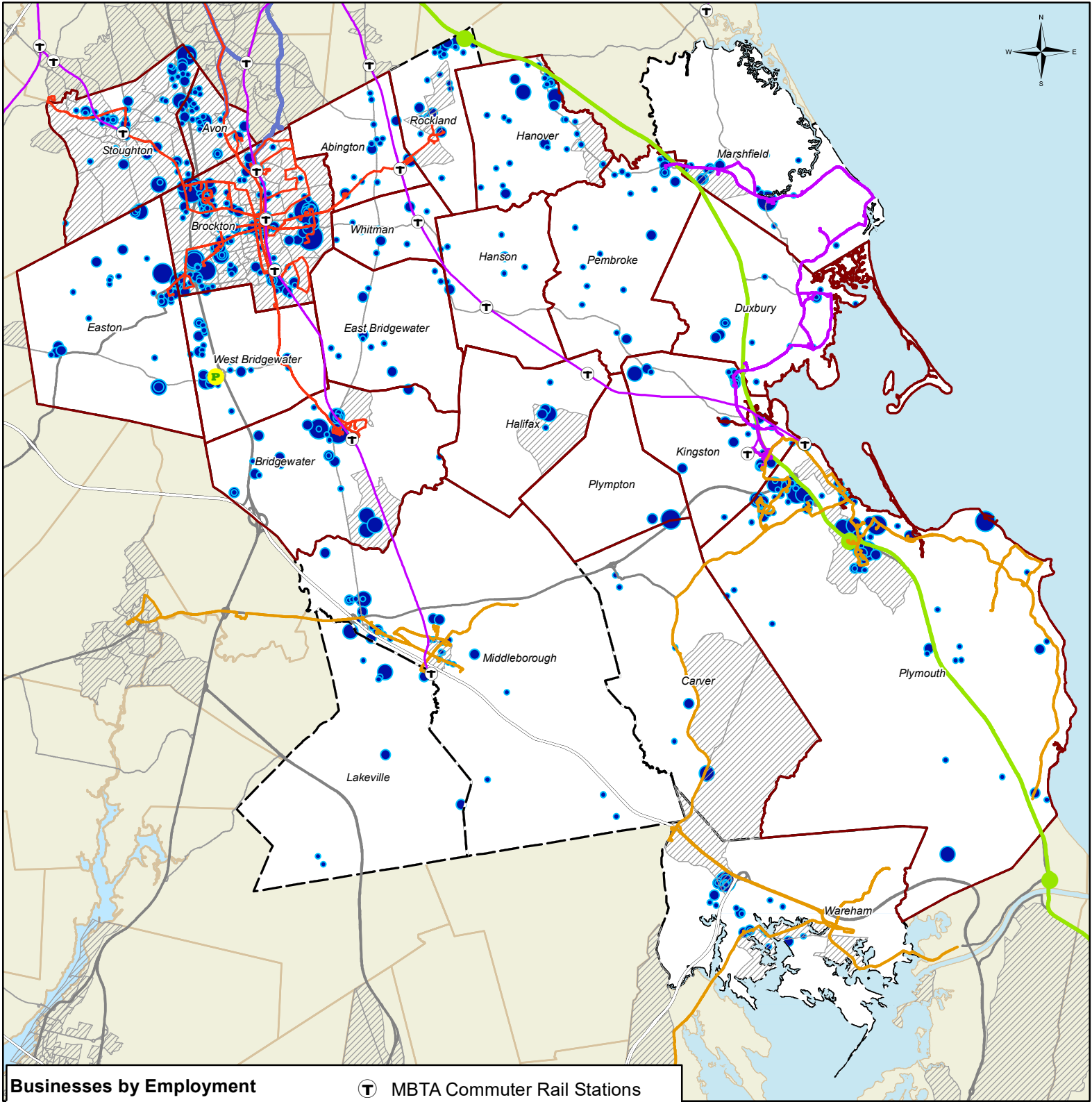
OLD COLONY
PLANNING COUNCIL

Old Colony Planning Council
70 School Street
Brockton, MA 02301

oldcolonyplanning.org
Created August 2023

GIS Data Sources: MassDOT, Office of Geographic Information (MassGIS), Old Colony Planning Council

Distribution of Large Employers to Transit



Businesses by Employment

- 50 - 100
- 101 - 250
- 251 - 500
- 501 - 1000
- 1001 - 1800

- Environmental Justice Block Groups
- OCPC Region
- Area Agency on Aging Service Area

- T MBTA Commuter Rail Stations
- MBTA Commuter Rail Lines
- Brockton Area Transit (BAT) Routes
- GATRA Routes
- GATRA SAIL Link
- MBTA Bus Routes
- Plymouth and Brockton Bus Routes
- P Peter Pan Commuter Bus Stop



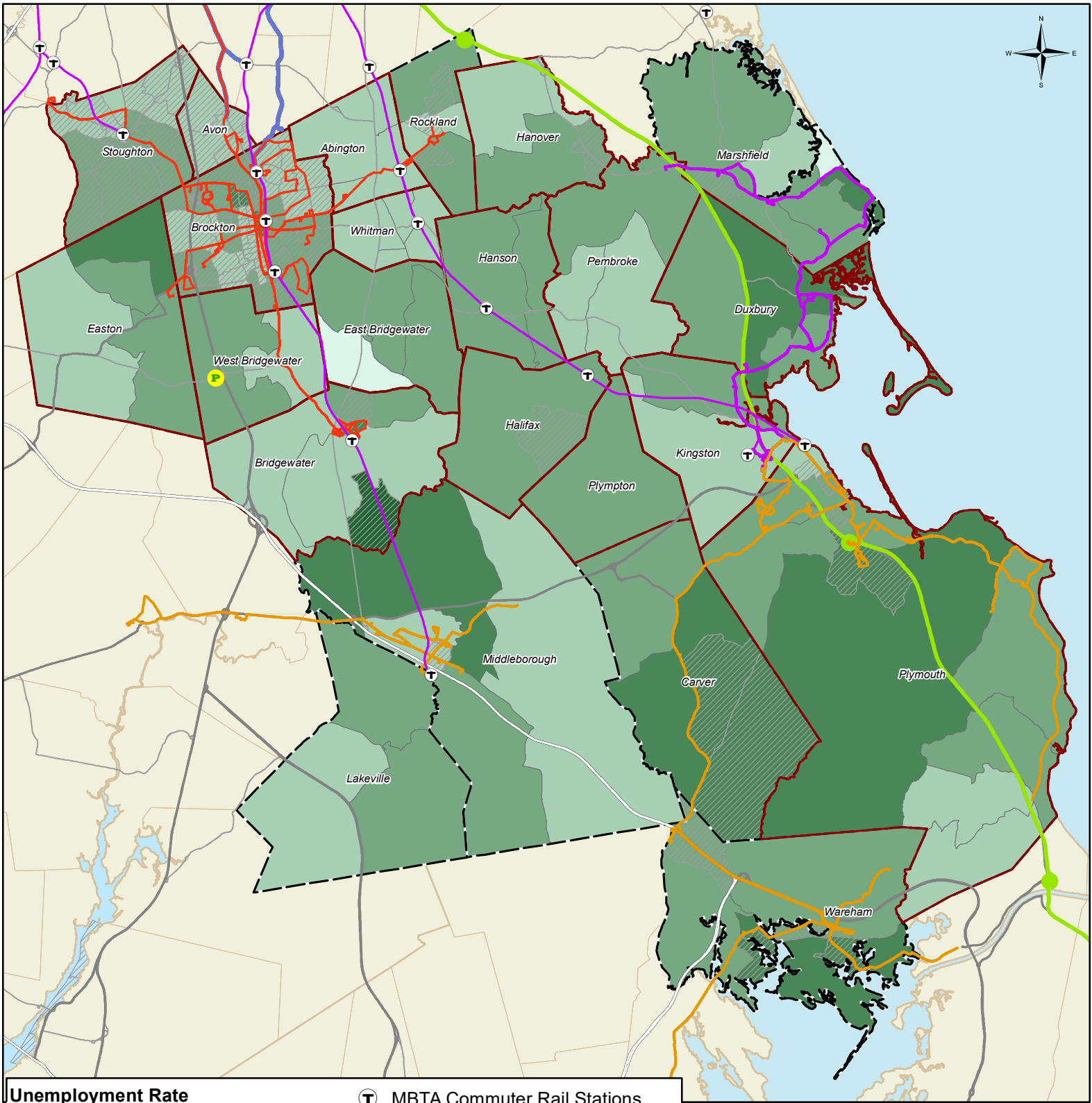
OLD COLONY
PLANNING COUNCIL

Old Colony Planning Council
70 School Street
Brockton, MA 02301

oldcolonyplanning.org
Created August 2023

GIS Data Sources: MassDOT, Office of Geographic Information (MassGIS), Old Colony Planning Council

Distribution of Unemployment



Unemployment Rate

- Less than 2%
- 2% - 3%
- 3% - 4%
- 4% - 5%
- More than 5%

- Environmental Justice Block Groups
- OCPC Region
- Area Agency on Aging Service Area

T MBTA Commuter Rail Stations

- MBTA Commuter Rail Lines
- Brockton Area Transit (BAT) Routes
- GATRA Routes
- GATRA SAIL Link
- MBTA Bus Routes
- Plymouth and Brockton Bus Routes

P Peter Pan Commuter Bus Stop



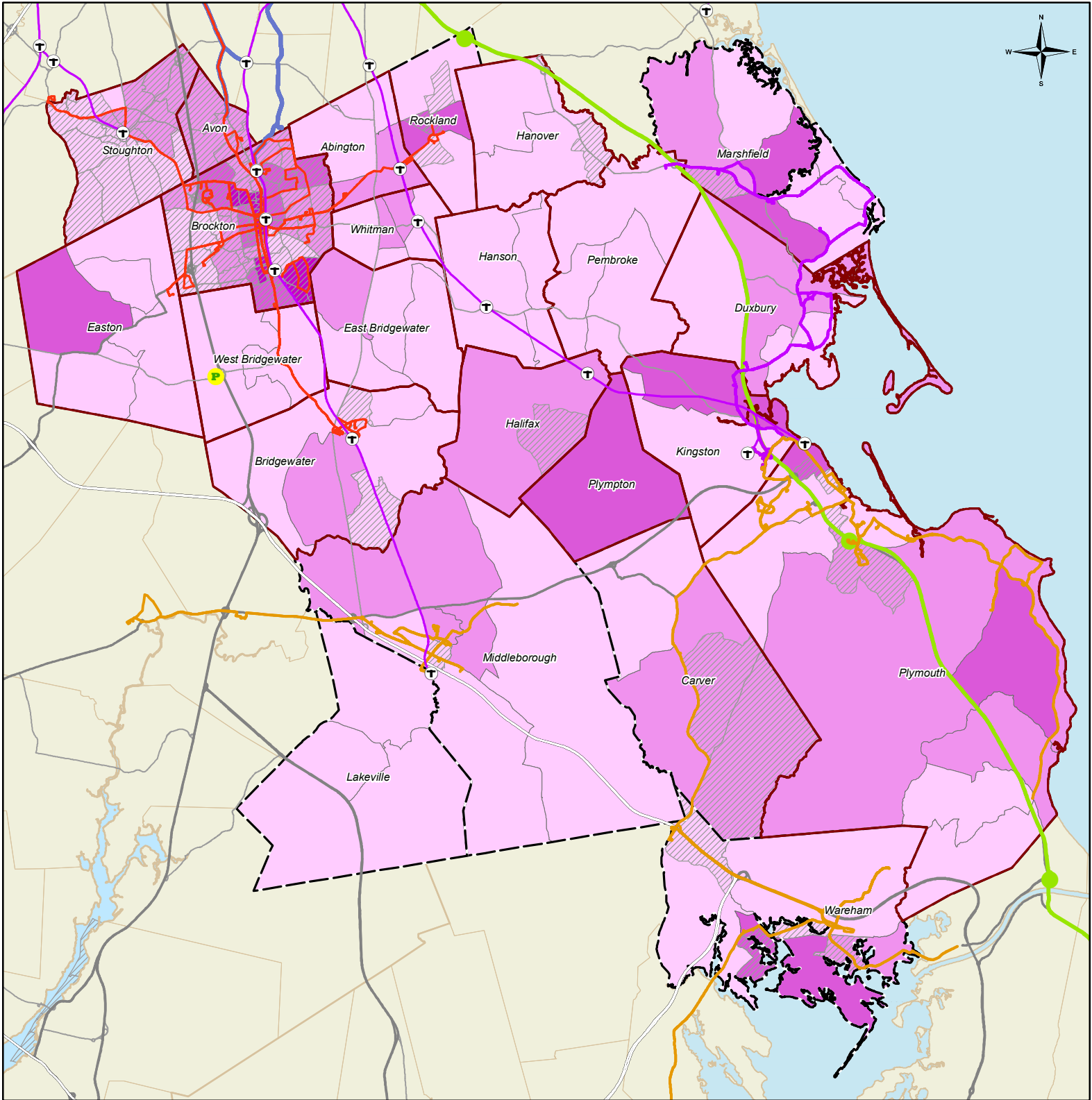
OLD COLONY
PLANNING COUNCIL

Old Colony Planning Council
70 School Street
Brockton, MA 02301

oldcolonyplanning.org
Created August 2023

GIS Data Sources: MassDOT, Office of Geographic Information (MassGIS), Old Colony Planning Council

Distribution of Households Receiving Public Assistance



Households on Public Assistance

- Less than 2.5%
- 2.5% - 5.0%
- 5.0% - 10.0%
- More than 10.0%
- Environmental Justice Block Groups
- OCPC Region
- Area Agency on Aging Service Area

- T MBTA Commuter Rail Stations
- MBTA Commuter Rail Lines
- Brockton Area Transit (BAT) Routes
- GATRA Routes
- GATRA SAIL Link
- MBTA Bus Routes
- Plymouth and Brockton Bus Routes
- P Peter Pan Commuter Bus Stop



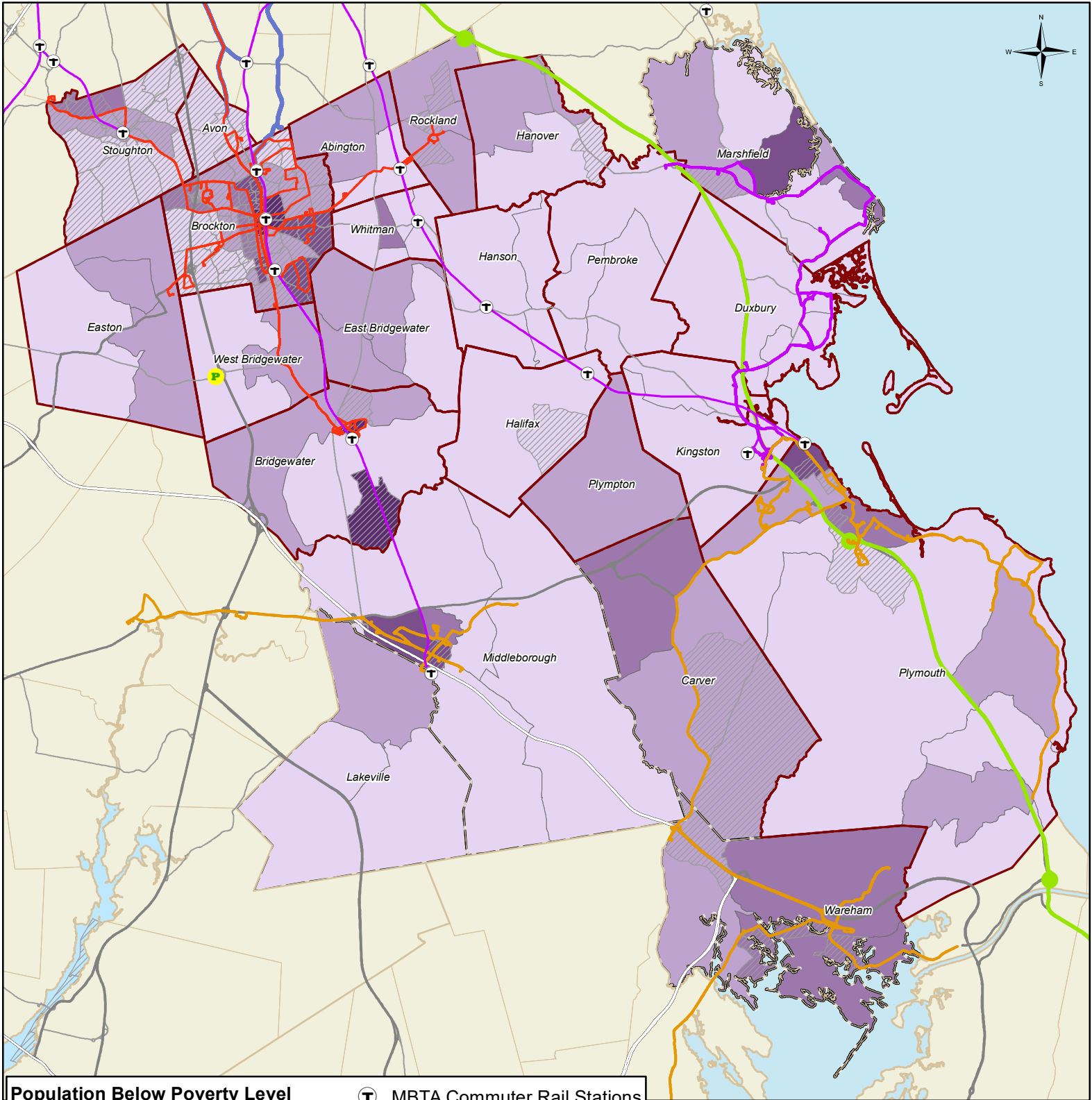
OLD COLONY
PLANNING COUNCIL

Old Colony Planning Council
70 School Street
Brockton, MA 02301

oldcolonyplanning.org
Created August 2023

GIS Data Sources: MassDOT, Office of Geographic Information (MassGIS), Old Colony Planning Council

Distribution of Population Below Poverty Level



Population Below Poverty Level

- Less than 5%
- 5% - 10%
- 10% - 15%
- 15% - 25%
- More than 25%

- Environmental Justice Block Groups
- OCPC Region
- Area Agency on Aging Service Area

T MBTA Commuter Rail Stations

- MBTA Commuter Rail Lines
- Brockton Area Transit (BAT) Routes
- GATRA Routes
- GATRA SAIL Link
- MBTA Bus Routes
- Plymouth and Brockton Bus Routes

P Peter Pan Commuter Bus Stop



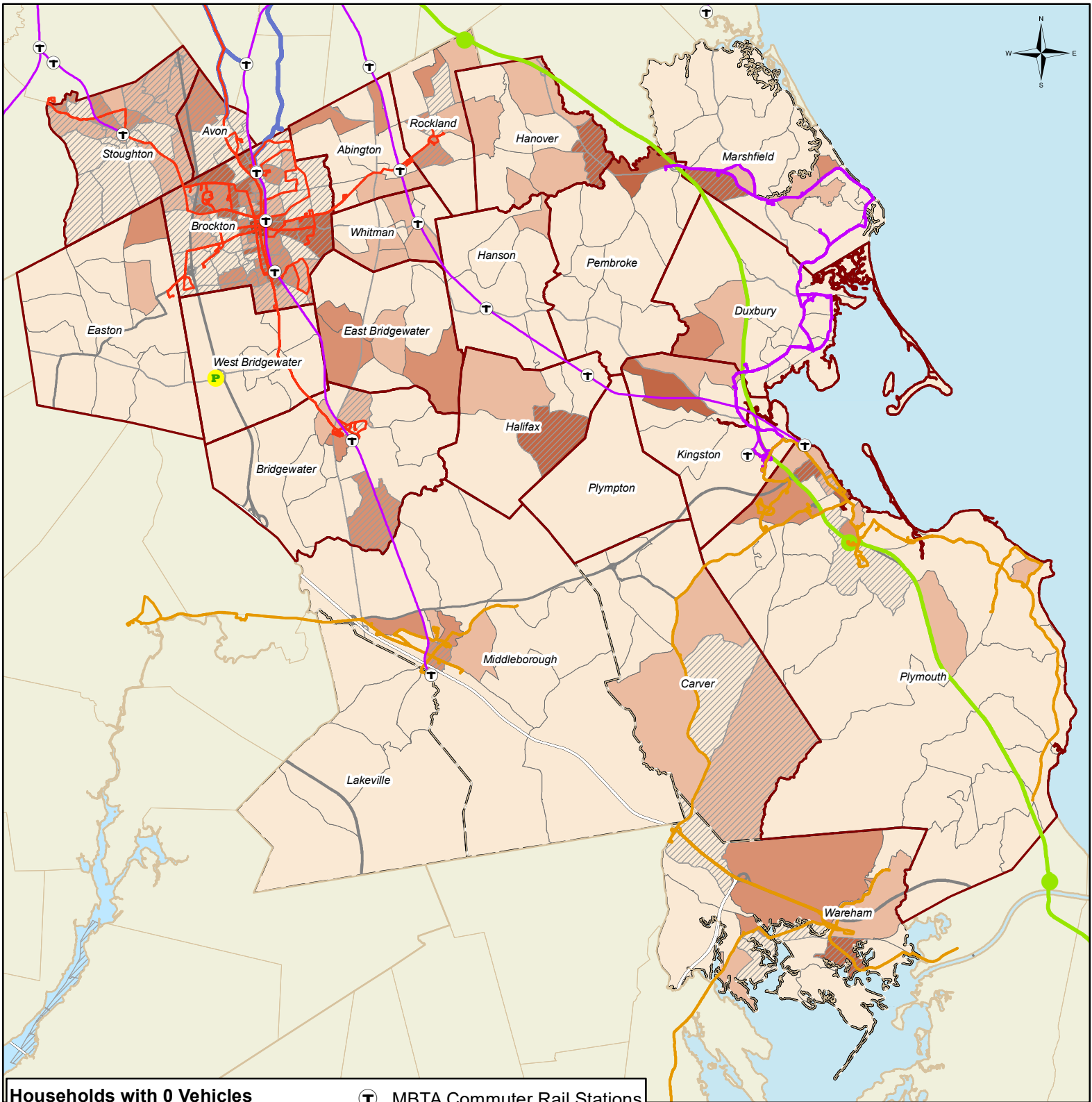
OLD COLONY
PLANNING COUNCIL

Old Colony Planning Council
70 School Street
Brockton, MA 02301

oldcolonyplanning.org
Created August 2023

GIS Data Sources: MassDOT, Office of Geographic Information (MassGIS), Old Colony Planning Council

Percentage of Households Without a Vehicle



Households with 0 Vehicles

- Less than 5%
- 5% - 10%
- 10% - 20%
- 20% - 50%
- More than 50%

- Environmental Justice Block Groups
- OCPC Region
- Area Agency on Aging Service Area

- T MBTA Commuter Rail Stations
- MBTA Commuter Rail Lines
- Brockton Area Transit (BAT) Routes
- GATRA Routes
- GATRA SAIL Link
- MBTA Bus Routes
- Plymouth and Brockton Bus Routes
- P Peter Pan Commuter Bus Stop



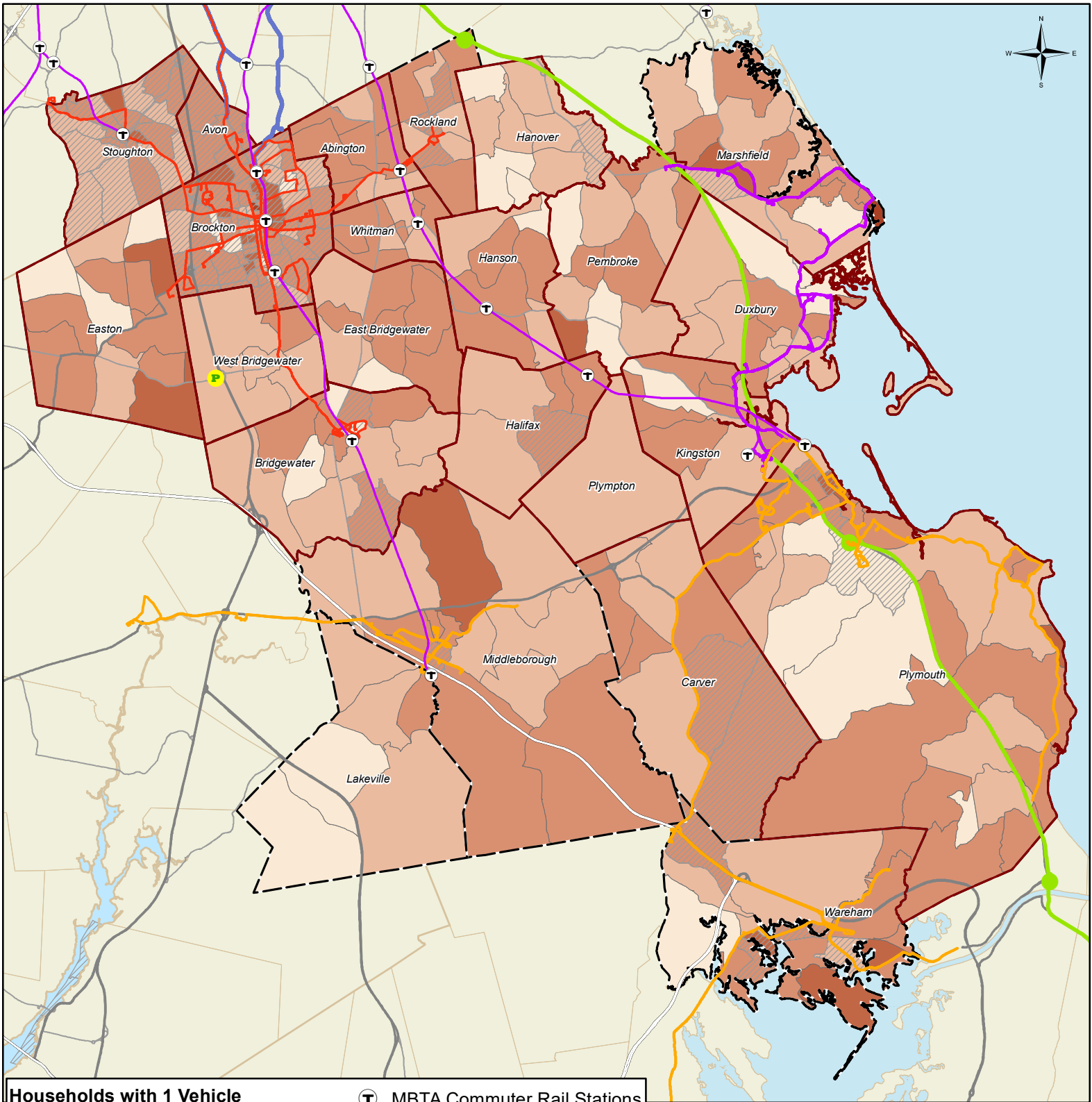
OLD COLONY
PLANNING COUNCIL

Old Colony Planning Council
70 School Street
Brockton, MA 02301

oldcolonyplanning.org
Created August 2023

GIS Data Sources: MassDOT, Office of Geographic Information (MassGIS), Old Colony Planning Council

Percentage of Households With 1 Vehicles



Households with 1 Vehicle

- Less than 10%
- 10% - 25%
- 25% - 50%
- 50% - 75%
- More than 75%

- Environmental Justice Block Groups
- OCPC Region
- Area Agency on Aging Service Area

- T MBTA Commuter Rail Stations
- MBTA Commuter Rail Lines
- Brockton Area Transit (BAT) Routes
- GATRA Routes
- GATRA SAIL Link
- MBTA Bus Routes
- Plymouth and Brockton Bus Routes
- P Peter Pan Commuter Bus Stop



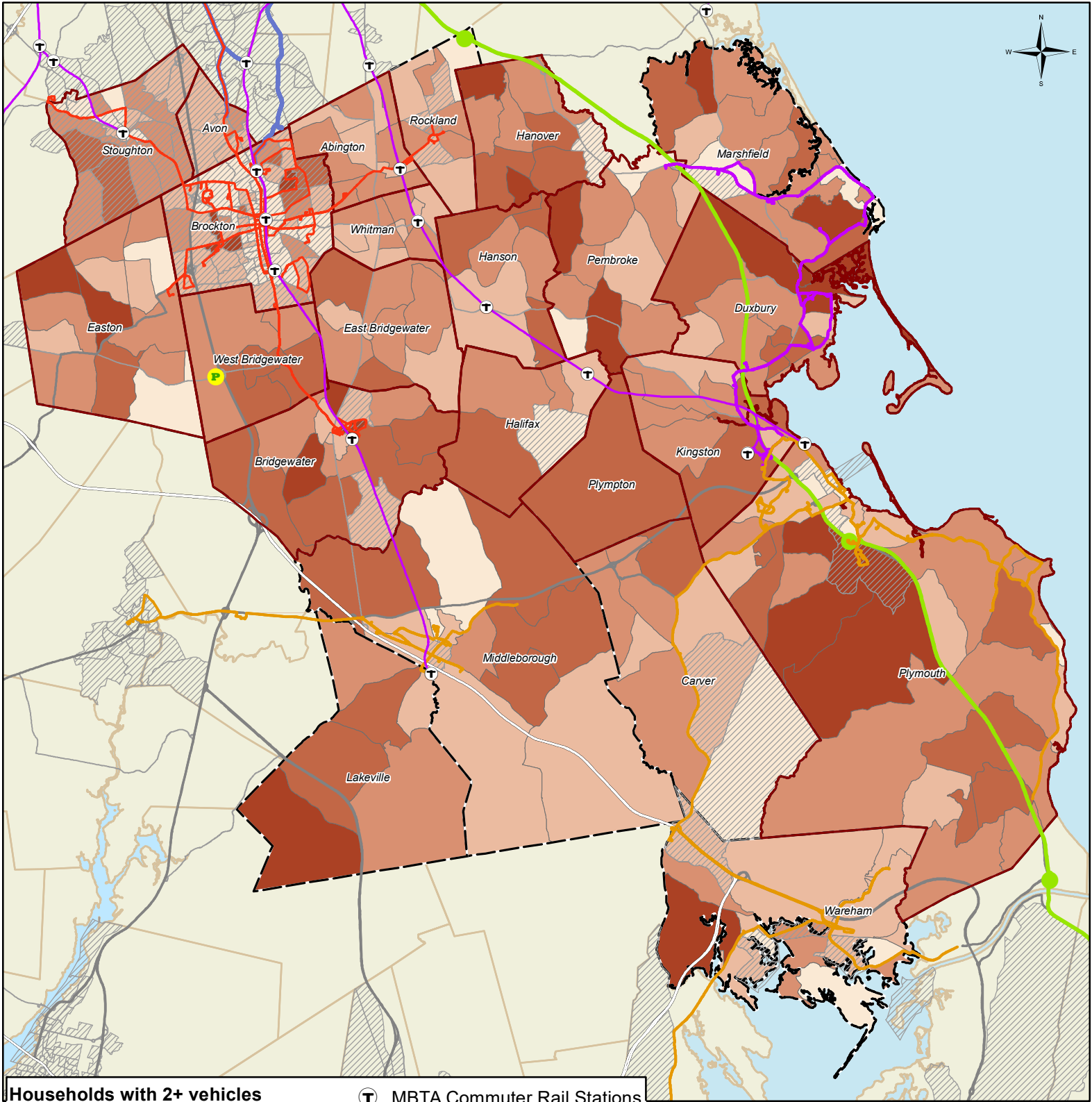
OLD COLONY
PLANNING COUNCIL

Old Colony Planning Council
70 School Street
Brockton, MA 02301

oldcolonyplanning.org
Created August 2023

GIS Data Sources: MassDOT, Office of Geographic Information (MassGIS), Old Colony Planning Council

Percentage of Households With 2 or More Vehicles



Households with 2+ vehicles

- Less than 50%
- 50% - 65%
- 65% - 80%
- 80% - 90%
- More than 90%

- Environmental Justice Block Groups
- OCPC Region
- Area Agency on Aging Service Area

- T MBTA Commuter Rail Stations
- MBTA Commuter Rail Lines
- Brockton Area Transit (BAT) Routes
- GATRA Routes
- GATRA SAIL Link
- MBTA Bus Routes
- Plymouth and Brockton Bus Routes
- P Peter Pan Commuter Bus Stop



OLD COLONY
PLANNING COUNCIL

Old Colony Planning Council
70 School Street
Brockton, MA 02301

oldcolonyplanning.org
Created August 2023

GIS Data Sources: MassDOT, Office of Geographic Information (MassGIS), Old Colony Planning Council

Appendix E: 21-Day Public Review and Comment Period Notices

Public Notices

Originally published at enterpriseneews.com on 08/16/2023

TRANSPORTATION PLAN

LEGAL NOTICE

NOTICE OF PUBLIC REVIEW AND COMMENT PERIOD

VISION 2050 LONG-RANGE TRANSPORTATION PLAN

2023 COORDINATED HUMAN SERVICES TRANSPORTATION PLAN

Old Colony Planning Council (OCPC) is making the Vision 2050 Long-Range Transportation Plan and 2023 Coordinated Human Services Transportation Plan available for a Public Review and Comment. Copies will be available at <https://oldcolonyplanning.org> and/or upon request. This process will be used as Brockton Area Transit Authority's (BAT) public participation process. BAT, the Federal Transit Administration (FTA) Section 5307(c) applicant, has consulted with the Old Colony Metropolitan Planning Organization (MPO) and concurs that the public involvement process adopted by the MPO for development of the TIP satisfies the public hearing requirements that pertain to the development of the Program of Projects for the regular Section 5307, Urbanized Area Formula Program, grant applications including the provisions for public notice and the time established for public review and comment. Public notice of public involvement activities and time established for public review and comments on the TIP will satisfy the program of projects (POP) requirements. The public discussion of the TIP at meetings of the Old Colony Joint Transportation Committee (JTC) and Old Colony MPO satisfies the Program of Projects (POP) public hearing requirements of the FTA. A public meeting of the Old Colony MPO is scheduled for September 19, 2023 at 10:00 AM. Please contact William McNulty at (774) 539-5103 for information.

Please send written comments to:

William McNulty

Old Colony Planning Council

70 School Street, Brockton, MA 02301

1mcnulty@ocpcrpa.org

AD#9161068

BE 8/16/23

of experience in both the public and private sectors. He has worked for a range of different Massachusetts communities such as Brookline, Harvard, Dedham, and Duxbury. He has also worked in communities such as New York City, Shaker Heights, Ohio, and has worked in Georgia and Arkansas. Chris served as Duxbury's delegate to OCPC.

OCPC Council and staff extends congratulations on his recent appointment as the Town Planner for Belmont as his last day as planner for Duxbury is August 25th. Christopher lives in Waltham with his partner Cathryn and has two grown children, Katy and Michael.



Thank you Chris for your hard work over the years!

Coordinated Human Services Transportation Plan Open for Public Comment



[View the CHST](#)

The Coordinated Human Services Transportation (CHST) Plan is a document updated every four years (similar to the Public Participation Plan and Long-Range Transportation Plan) and is a vital document for any transit agency/transportation provider. The CHST Plan summarizes and addresses the needs of any and all public transportation/ transit providers in the Old Colony Region, including fixed-route bus service, paratransit service, commuter bus, and taxi companies.

Any transportation project that seeks 5310 federal funding must be part of a CHST Plan. In addition to federal funding grants (5310, 5307, and 5311), MassDOT has a Community Transit Grant Program for transportation providers to apply for funds for operating, mobility management, and accessible vehicles projects. The CHST address unmet service needs and provides strategies to meet those needs, and coordinates with all known transportation service providers in the Old Colony Region to document and address all their needs.

FY24 Community Compact Program starts August 21st

Appendix F: Public Comment Matrix

Date	Name	Representation	Comment or Summary	Response
7/21/2023	Mary Ellen DeFrias	GATRA	Reviewed and provided comments and suggestions.	Noted. Thank you for the review and comments. Staff will work to align the Final CHST Plan with provided comments and suggestions.
7/26/2023	David Klein	Old Colony Area Agency on Aging (AAA)	Reviewed and provided comments and suggestions.	Noted. Thank you for the review and comments. Staff will work to align the Final CHST Plan with provided comments and suggestions.
8/8/2023	Michelle Bratti	Plymouth Center for Active Living	Reviewed and provided information on transportation providers that service Plymouth.	Noted and added into Table 3 and Appendix A.
8/8/2023	Emily Williams	Bridgewater Council on Aging	Reviewed and provided information on transportation providers that service Bridgewater.	Noted and added into Table 3 and Appendix A.
8/22/2023	Joanne Moore	Duxbury Senior Center	Reviewed and provided information on transportation providers that service Duxbury.	Noted and added into Table 3 and Appendix A.
8/22/2023	Julie Burke	Rockland Council on Aging	Reviewed and provided information on transportation providers that service Rockland.	Noted and added into Table 3 and Appendix A.
8/25/2023	Tammy Murray	Hanover Community/Elder Services	Reviewed and provided information on Council on Aging transportation services.	Noted and added into Table 3.

8/28/2023	Nancy Hill	East Bridgewater Council on Aging	Reviewed and asked why 2020 Census data was not used in Table 2 and asked for contact information for the transportation providers in Table 3.	Noted and provided responses for both questions.
9/1/2023	Glenn Geiler	BAT	Reviewed and provided comments and suggestions.	Noted. Thank you for the review and comments. Staff will work to align the Final CHST Plan with provided comments and suggestions.
9/7/2023	Dennis Carman	United Way	Inquired about Taking People Places, Inc. (TPP) and asked if that program was included in this report.	Noted and informed Mr. Carman that TPP would be mentioned in the Final CHST Plan.
9/7/2023	Old Colony Joint Transportation Committee (JTC)	Old Colony Region	The Old Colony JTC, at their September 7, 2023 public meeting, reviewed and approved the 2023 CHST Plan.	Noted.