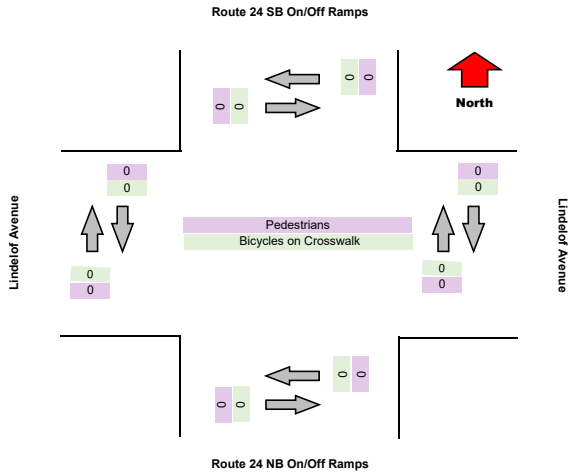
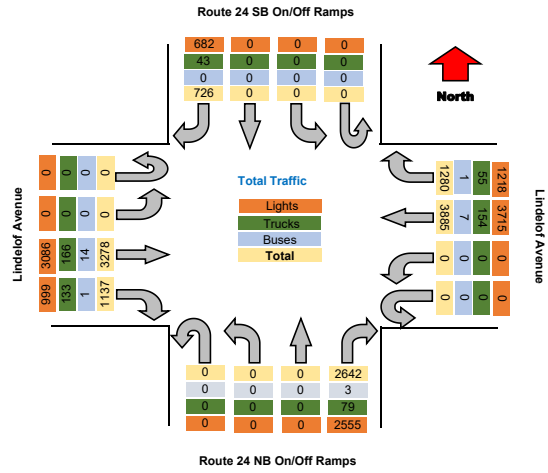


Summary

Turning Movement Data Plot

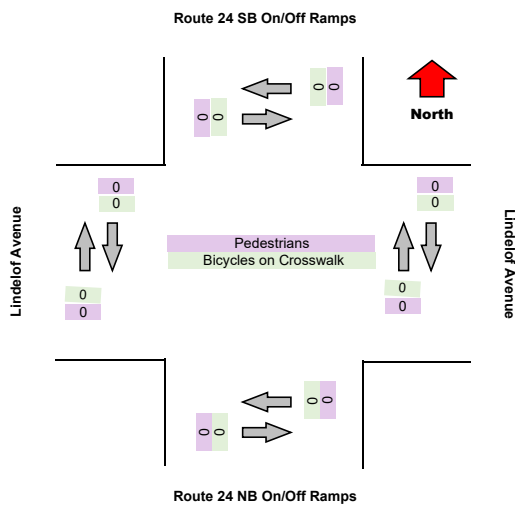
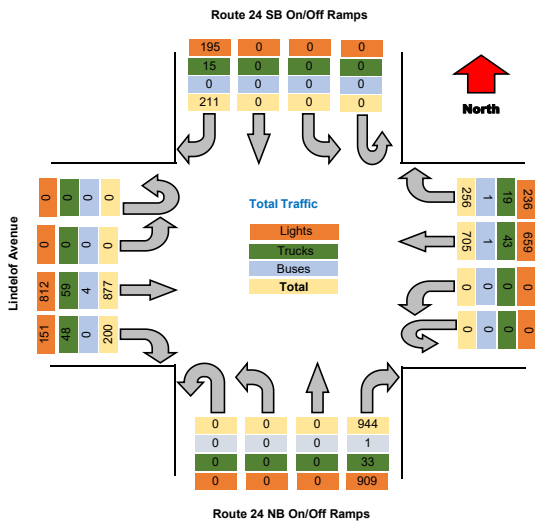


Summary

Turning Movement Peak Hour Data (AM)

7:30:00 AM

Leg Direction	Route 24 SB On/Off Ramps							Lindalof Avenue Westbound							Route 24 NB On/Off Ramps							Lindalof Avenue Eastbound							Total
	Right	Thru	Left	U-Turn	App Total	Peds CV	Peds CCM	Right	Thru	Left	U-Turn	App Total	Peds CV	Peds CCM	Right	Thru	Left	U-Turn	App Total	Peds CV	Peds CCM	Right	Thru	Left	U-Turn	App Total	Peds CV	Peds CCM	
7:30:00 AM	27	0	0	0	27	0	0	92	147	0	0	239	0	0	234	0	0	0	234	0	0	67	209	0	0	276	0	0	776
7:45:00 AM	49	0	0	0	49	0	0	62	171	0	0	233	0	0	248	0	0	0	248	0	0	50	227	0	0	277	0	0	807
8:00:00 AM	50	0	0	0	50	0	0	60	220	0	0	280	0	0	221	0	0	0	221	0	0	40	223	0	0	263	0	0	814
8:15:00 AM	85	0	0	0	85	0	0	42	167	0	0	209	0	0	241	0	0	0	241	0	0	43	218	0	0	261	0	0	796
Grand Total	211	0	0	0	211	0	0	256	705	0	0	981	0	0	944	0	0	0	944	0	0	200	877	0	0	1077	0	0	3163
% Approach	100.0%	0.0%	0.0%	0.0%	0.0%	0.0%	0.0%	26.6%	73.4%	0.0%	0.0%	0.0%	0.0%	0.0%	100.0%	0.0%	0.0%	0.0%	0.0%	0.0%	0.0%	18.6%	81.4%	0.0%	0.0%	0.0%	0.0%	0.0%	
% Total	6.6%	0.0%	0.0%	0.0%	6.6%	0.0%	0.0%	8.0%	22.1%	0.0%	0.0%	30.1%	0.0%	0.0%	29.6%	0.0%	0.0%	0.0%	29.6%	0.0%	0.0%	6.3%	27.5%	0.0%	0.0%	33.7%	0.0%	0.0%	
PHF	0.621	0.000	0.000	0.000	0.621	0.000	0.000	0.696	0.801	0.000	0.000	0.858	0.000	0.000	0.952	0.000	0.000	0.000	0.952	0.000	0.000	0.746	0.956	0.000	0.000	0.972	0.000	0.000	0.981
Lights	195	0	0	0	195	0	0	236	659	0	0	895	0	0	909	0	0	0	909	0	0	151	812	0	0	963	0	0	2962
% Lights	92.4%	0.0%	0.0%	0.0%	92.4%	0.0%	0.0%	92.2%	93.5%	0.0%	0.0%	93.1%	0.0%	0.0%	96.3%	0.0%	0.0%	0.0%	96.3%	0.0%	0.0%	75.5%	92.6%	0.0%	0.0%	89.4%	0.0%	0.0%	92.8%
Trucks	15	0	0	0	15	0	0	19	43	0	0	62	0	0	33	0	0	0	33	0	0	48	59	0	0	107	0	0	217
% Trucks	7.1%	0.0%	0.0%	0.0%	7.1%	0.0%	0.0%	7.4%	8.1%	0.0%	0.0%	6.2%	0.0%	0.0%	3.5%	0.0%	0.0%	0.0%	3.5%	0.0%	0.0%	24.0%	6.7%	0.0%	0.0%	9.9%	0.0%	0.0%	6.8%
Buses	0	0	0	0	0	0	0	1	1	0	0	2	0	0	1	0	0	0	1	0	0	0	4	0	0	4	0	0	7
% Buses	0.0%	0.0%	0.0%	0.0%	0.0%	0.0%	0.0%	0.4%	0.1%	0.0%	0.0%	0.2%	0.0%	0.0%	0.1%	0.0%	0.0%	0.0%	0.1%	0.0%	0.0%	0.0%	0.5%	0.0%	0.0%	0.4%	0.0%	0.0%	0.2%
Pedestrians	0	0	0	0	0	0	0	0	0	0	0	0	0	0	0	0	0	0	0	0	0	0	0	0	0	0	0	0	0
% Pedestrians	0.0%	0.0%	0.0%	0.0%	0.0%	0.0%	0.0%	0.0%	0.0%	0.0%	0.0%	0.0%	0.0%	0.0%	0.0%	0.0%	0.0%	0.0%	0.0%	0.0%	0.0%	0.0%	0.0%	0.0%	0.0%	0.0%	0.0%	0.0%	0.0%
Bicycles on Crosswalk	0	0	0	0	0	0	0	0	0	0	0	0	0	0	0	0	0	0	0	0	0	0	0	0	0	0	0	0	0
% Bicycles on Crosswalk	0.0%	0.0%	0.0%	0.0%	0.0%	0.0%	0.0%	0.0%	0.0%	0.0%	0.0%	0.0%	0.0%	0.0%	0.0%	0.0%	0.0%	0.0%	0.0%	0.0%	0.0%	0.0%	0.0%	0.0%	0.0%	0.0%	0.0%	0.0%	0.0%

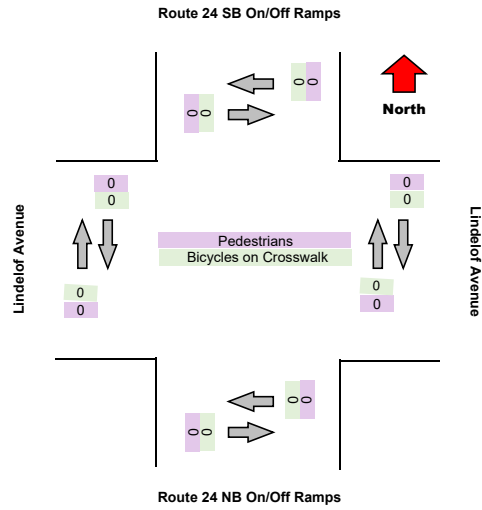
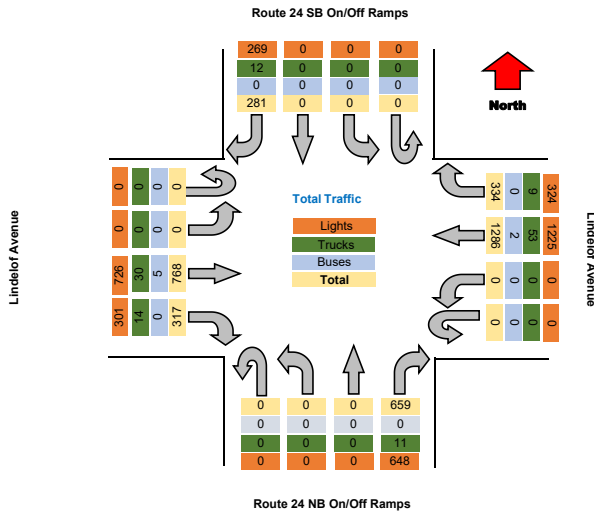


Summary

Turning Movement Peak Hour Data (PM)

4:00:00 PM

Leg Direction	Route 24 SB On/Off Ramps						Lindelf Avenue Westbound						Route 24 NB On/Off Ramps						Lindelf Avenue Eastbound						Total
	Right	Thru	Left	Lt-Turn	App Total	Peds/CW	Right	Thru	Left	Lt-Turn	App Total	Peds/CW	Right	Thru	Left	Lt-Turn	App Total	Peds/CW	Right	Thru	Left	Lt-Turn	App Total	Peds/CW	
4:00:00 PM	115	0	0	0	115	0	47	305	0	0	352	0	197	0	0	0	197	0	68	200	0	0	268	0	932
4:15:00 PM	99	0	0	0	99	0	83	352	0	0	435	0	223	0	0	0	223	0	54	227	0	0	281	0	1038
4:30:00 PM	35	0	0	0	35	0	95	316	0	0	411	0	125	0	0	0	125	0	105	188	0	0	273	0	844
4:45:00 PM	32	0	0	0	32	0	109	313	0	0	422	0	114	0	0	0	114	0	90	173	0	0	263	0	831
Grand Total	281	0	0	0	281	0	334	1286	0	0	1620	0	599	0	0	0	599	0	317	728	0	0	1045	0	3645
% Approach	100.0%	0.0%	0.0%	0.0%	0.0%	0.0%	20.6%	79.4%	0.0%	0.0%	0.0%	0.0%	100.0%	0.0%	0.0%	0.0%	0.0%	0.0%	29.2%	70.8%	0.0%	0.0%	0.0%	0.0%	
% Total	7.7%	0.0%	0.0%	0.0%	7.7%	0.0%	9.2%	35.3%	0.0%	0.0%	44.4%	0.0%	18.1%	0.0%	0.0%	0.0%	18.1%	0.0%	8.7%	21.1%	0.0%	0.0%	29.8%	0.0%	
PHF	0.611	0.000	0.000	0.000	0.611	0.000	0.768	0.913	0.000	0.000	0.931	0.000	0.739	0.000	0.000	0.000	0.739	0.000	0.755	0.845	0.000	0.000	0.865	0.000	0.878
Lights	269	0	0	0	269	0	324	1225	0	0	1549	0	648	0	0	0	648	0	301	726	0	0	1027	0	3493
% Lights	95.7%	0.0%	0.0%	0.0%	95.7%	0.0%	97.0%	95.3%	0.0%	0.0%	95.6%	0.0%	98.3%	0.0%	0.0%	0.0%	98.3%	0.0%	95.0%	94.5%	0.0%	0.0%	94.7%	0.0%	95.8%
Trucks	12	0	0	0	12	0	9	53	0	0	62	0	11	0	0	0	11	0	14	30	0	0	44	0	129
% Trucks	4.3%	0.0%	0.0%	0.0%	4.3%	0.0%	2.7%	4.1%	0.0%	0.0%	3.8%	0.0%	1.7%	0.0%	0.0%	0.0%	1.7%	0.0%	4.4%	3.9%	0.0%	0.0%	4.1%	0.0%	3.5%
Buses	0	0	0	0	0	0	0	2	0	0	2	0	0	0	0	0	0	0	0	5	0	0	5	0	7
% Buses	0.0%	0.0%	0.0%	0.0%	0.0%	0.0%	0.0%	0.2%	0.0%	0.0%	0.1%	0.0%	0.0%	0.0%	0.0%	0.0%	0.0%	0.0%	0.0%	0.7%	0.0%	0.0%	0.5%	0.0%	0.2%
Pedestrians	0	0	0	0	0	0	0	0	0	0	0	0	0	0	0	0	0	0	0	0	0	0	0	0	0
% Pedestrians	0.0%	0.0%	0.0%	0.0%	0.0%	0.0%	0.0%	0.0%	0.0%	0.0%	0.0%	0.0%	0.0%	0.0%	0.0%	0.0%	0.0%	0.0%	0.0%	0.0%	0.0%	0.0%	0.0%	0.0%	0.0%
Bicycles on Crosswalk	0	0	0	0	0	0	0	0	0	0	0	0	0	0	0	0	0	0	0	0	0	0	0	0	0
% Bicycles on Crosswalk	0.0%	0.0%	0.0%	0.0%	0.0%	0.0%	0.0%	0.0%	0.0%	0.0%	0.0%	0.0%	0.0%	0.0%	0.0%	0.0%	0.0%	0.0%	0.0%	0.0%	0.0%	0.0%	0.0%	0.0%	0.0%



Motorcycles

Leg Direction Start Time	Route 24 SB On/Off Ramps					Lindalof Avenue					Route 24 NB On/Off Ramps					Lindalof Avenue									
	Southbound					Westbound					Northbound					Eastbound									
	Thru	Left	U-Turn	Peds CW	Peds CCW	Thru	Left	U-Turn	Peds CW	Peds CCW	Thru	Left	U-Turn	Peds CW	Peds CCW	Thru	Left	U-Turn	Peds CW	Peds CCW					
2023/10/25 07:00:00	0	0	0	0	0	0	0	0	0	0	0	0	0	0	0	0	0	0	0	0	0	0	0	0	0
2023/10/25 07:15:00	0	0	0	0	0	0	0	0	0	0	0	0	0	0	0	0	0	0	0	0	0	0	0	0	0
2023/10/25 07:30:00	0	0	0	0	0	0	0	0	0	0	0	0	0	0	0	0	0	0	0	0	0	0	0	0	0
2023/10/25 07:45:00	1	0	0	0	0	0	0	2	0	0	0	0	0	0	0	0	0	0	0	0	0	0	0	0	0
2023/10/25 08:00:00	0	0	0	0	0	0	0	0	0	0	0	0	0	0	0	0	0	0	0	0	0	1	0	0	0
2023/10/25 08:15:00	0	0	0	0	0	0	0	0	0	0	0	0	0	0	0	1	0	0	0	0	1	0	0	0	0
2023/10/25 08:30:00	0	0	0	0	0	0	0	1	0	0	0	0	0	0	0	1	0	0	0	0	0	1	0	0	0
2023/10/25 08:45:00	0	0	0	0	0	0	0	0	0	0	0	0	0	0	0	0	0	0	0	0	0	0	0	0	0
2023/10/25 16:00:00	0	0	0	0	0	0	3	0	0	0	0	0	0	0	0	0	0	0	0	0	0	1	0	0	0
2023/10/25 16:15:00	0	0	0	0	0	0	1	0	0	0	0	0	0	0	0	0	0	0	0	0	0	4	0	0	0
2023/10/25 16:30:00	0	0	0	0	0	0	1	2	0	0	0	0	0	0	0	0	0	0	0	0	0	2	1	0	0
2023/10/25 16:45:00	0	0	0	0	0	0	0	0	0	0	0	0	0	0	0	0	0	0	0	0	0	0	1	0	0
2023/10/25 17:00:00	0	0	0	0	0	0	2	0	0	0	0	3	0	0	0	0	1	1	0	0	0	1	1	0	0
2023/10/25 17:15:00	0	0	0	0	0	0	0	0	0	0	0	0	0	0	0	0	0	0	0	0	0	0	0	0	0
2023/10/25 17:30:00	0	0	0	0	0	0	1	0	0	0	0	0	0	0	0	0	0	0	0	0	0	0	1	0	0
2023/10/25 17:45:00	0	0	0	0	0	0	2	0	0	0	0	0	0	0	0	0	0	0	0	0	0	0	0	0	0
Total	1	0	0	0	0	6	9	0	0	0	5	0	0	0	0	4	11	0	0	0	4	11	0	0	0

Cars

Leg Direction Start Time	Route 24 SB On/Off Ramps					Lindalef Avenue					Route 24 NB On/Off Ramps					Lindalef Avenue					
	Southbound					Westbound					Northbound					Eastbound					
	Thru	Left	U-Turn	Peds CW	Peds CCW	Thru	Left	U-Turn	Peds CW	Peds CCW	Thru	Left	U-Turn	Peds CW	Peds CCW	Thru	Left	U-Turn	Peds CW	Peds CCW	
2023/10/25 07:00:00	11	0	0	0	0	98	113	0	0	0	135	0	0	0	0	59	210	0	0	0	0
2023/10/25 07:15:00	15	0	0	0	0	79	138	0	0	0	194	0	0	0	0	55	230	0	0	0	0
2023/10/25 07:30:00	26	0	0	0	0	85	136	0	0	0	226	0	0	0	0	48	191	0	0	0	0
2023/10/25 07:45:00	42	0	0	0	0	56	161	0	0	0	238	0	0	0	0	40	208	0	0	0	0
2023/10/25 08:00:00	45	0	0	0	0	57	208	0	0	0	215	0	0	0	0	28	207	0	0	0	0
2023/10/25 08:15:00	82	0	0	0	0	38	154	0	0	0	230	0	0	0	0	35	206	0	0	0	0
2023/10/25 08:30:00	52	0	0	0	0	73	183	0	0	0	152	0	0	0	0	42	183	0	0	0	0
2023/10/25 08:45:00	35	0	0	0	0	52	171	0	0	0	138	0	0	0	0	35	194	0	0	0	0
2023/10/25 16:00:00	109	0	0	0	0	45	290	0	0	0	195	0	0	0	0	62	185	0	0	0	0
2023/10/25 16:15:00	95	0	0	0	0	81	333	0	0	0	220	0	0	0	0	53	214	0	0	0	0
2023/10/25 16:30:00	34	0	0	0	0	92	301	0	0	0	120	0	0	0	0	101	161	0	0	0	0
2023/10/25 16:45:00	31	0	0	0	0	106	301	0	0	0	113	0	0	0	0	85	166	0	0	0	0
2023/10/25 17:00:00	21	0	0	0	0	115	318	0	0	0	95	0	0	0	0	106	191	0	0	0	0
2023/10/25 17:15:00	29	0	0	0	0	87	350	0	0	0	117	0	0	0	0	97	196	0	0	0	0
2023/10/25 17:30:00	26	0	0	0	0	84	307	0	0	0	83	0	0	0	0	83	180	0	0	0	0
2023/10/25 17:45:00	29	0	0	0	0	70	271	0	0	0	84	0	0	0	0	70	164	0	0	0	0
Total	682	0	0	0	0	1218	3715	0	0	0	2555	0	0	0	0	999	3086	0	0	0	0

Single-Unit Trucks

Leg Direction Start Time	Route 24 SB On/Off Ramps					Linderof Avenue					Route 24 NB On/Off Ramps					Linderof Avenue					
	Southbound					Westbound					Northbound					Eastbound					
	Thru	Left	U-Turn	Peds CW	Peds CCW	Thru	Left	U-Turn	Peds CW	Peds CCW	Thru	Left	U-Turn	Peds CW	Peds CCW	Thru	Left	U-Turn	Peds CW	Peds CCW	
2023/10/25 07:00:00	2	0	0	0	0	9	6	0	0	0	6	0	0	0	0	15	16	0	0	0	0
2023/10/25 07:15:00	0	0	0	0	0	3	9	0	0	0	7	0	0	0	0	11	17	0	0	0	0
2023/10/25 07:30:00	1	0	0	0	0	4	9	0	0	0	6	0	0	0	0	12	14	0	0	0	0
2023/10/25 07:45:00	4	0	0	0	0	5	6	0	0	0	9	0	0	0	0	7	17	0	0	0	0
2023/10/25 08:00:00	2	0	0	0	0	3	9	0	0	0	5	0	0	0	0	7	11	0	0	0	0
2023/10/25 08:15:00	1	0	0	0	0	2	10	0	0	0	7	0	0	0	0	5	10	0	0	0	0
2023/10/25 08:30:00	5	0	0	0	0	3	10	0	0	0	10	0	0	0	0	8	8	0	0	0	0
2023/10/25 08:45:00	3	0	0	0	0	2	10	0	0	0	4	0	0	0	0	12	12	0	0	0	0
2023/10/25 16:00:00	4	0	0	0	0	1	11	0	0	0	1	0	0	0	0	5	8	0	0	0	0
2023/10/25 16:15:00	4	0	0	0	0	0	14	0	0	0	3	0	0	0	0	1	7	0	0	0	0
2023/10/25 16:30:00	1	0	0	0	0	1	10	0	0	0	5	0	0	0	0	2	5	0	0	0	0
2023/10/25 16:45:00	1	0	0	0	0	1	10	0	0	0	1	0	0	0	0	3	4	0	0	0	0
2023/10/25 17:00:00	0	0	0	0	0	1	3	0	0	0	2	0	0	0	0	2	6	0	0	0	0
2023/10/25 17:15:00	0	0	0	0	0	1	5	0	0	0	1	0	0	0	0	3	1	0	0	0	0
2023/10/25 17:30:00	2	0	0	0	0	1	4	0	0	0	1	0	0	0	0	2	3	0	0	0	0
2023/10/25 17:45:00	1	0	0	0	0	2	2	0	0	0	0	0	0	0	0	2	3	0	0	0	0
Total	31	0	0	0	0	39	128	0	0	0	68	0	0	0	0	97	142	0	0	0	0

Articulated Trucks

Leg Direction Start Time	Route 24 SB On/Off Ramps					Lindelof Avenue					Route 24 NB On/Off Ramps					Lindelof Avenue														
	Southbound					Westbound					Northbound					Eastbound														
	Right	Thru	Left	U-Turn	Peds CW	Peds CCW	Right	Thru	Left	U-Turn	Peds CW	Peds CCW	Right	Thru	Left	U-Turn	Peds CW	Peds CCW	Right	Thru	Left	U-Turn	Peds CW	Peds CCW						
2023/10/25 07:00:00	0	0	0	0	0	0	0	0	0	0	0	0	1	0	0	0	0	0	0	0	0	0	0	0	4	3	0	0	0	0
2023/10/25 07:15:00	0	0	0	0	0	0	0	3	0	0	0	0	1	0	0	0	0	0	0	0	0	0	0	0	3	2	0	0	0	0
2023/10/25 07:30:00	0	0	0	0	0	0	3	2	0	0	0	0	2	0	0	0	0	0	0	0	0	0	0	0	7	1	0	0	0	0
2023/10/25 07:45:00	2	0	0	0	0	0	1	1	0	0	0	0	1	0	0	0	0	0	0	0	0	0	0	0	3	1	0	0	0	0
2023/10/25 08:00:00	3	0	0	0	0	0	0	3	0	0	0	0	0	0	0	0	0	0	0	0	0	0	0	0	5	4	0	0	0	0
2023/10/25 08:15:00	2	0	0	0	0	0	1	3	0	0	0	0	3	0	0	0	0	0	0	0	0	0	0	0	2	1	0	0	0	0
2023/10/25 08:30:00	1	0	0	0	0	0	3	2	0	0	0	0	1	0	0	0	0	0	0	0	0	0	0	0	6	0	0	0	0	0
2023/10/25 08:45:00	1	0	0	0	0	0	1	3	0	0	0	0	0	0	0	0	0	0	0	0	0	0	0	0	2	2	0	0	0	0
2023/10/25 16:00:00	2	0	0	0	0	0	1	0	0	0	0	0	1	0	0	0	0	0	0	0	0	0	0	0	1	4	0	0	0	0
2023/10/25 16:15:00	0	0	0	0	0	0	2	4	0	0	0	0	0	0	0	0	0	0	0	0	0	0	0	0	0	0	0	0	0	0
2023/10/25 16:30:00	0	0	0	0	0	0	1	2	0	0	0	0	0	0	0	0	0	0	0	0	0	0	0	0	0	1	0	0	0	0
2023/10/25 16:45:00	0	0	0	0	0	0	2	2	0	0	0	0	0	0	0	0	0	0	0	0	0	0	0	0	2	1	0	0	0	0
2023/10/25 17:00:00	1	0	0	0	0	0	0	0	0	0	0	0	1	0	0	0	0	0	0	0	0	0	0	0	0	1	0	0	0	0
2023/10/25 17:15:00	0	0	0	0	0	0	0	1	0	0	0	0	0	0	0	0	0	0	0	0	0	0	0	0	1	0	0	0	0	0
2023/10/25 17:30:00	0	0	0	0	0	0	1	0	0	0	0	0	0	0	0	0	0	0	0	0	0	0	0	0	0	1	0	0	0	0
2023/10/25 17:45:00	0	0	0	0	0	0	0	0	0	0	0	0	0	0	0	0	0	0	0	0	0	0	0	0	0	2	0	0	0	0
Total	12	0	0	0	0	0	16	26	0	0	0	0	11	0	0	0	0	0	0	0	0	0	0	0	36	24	0	0	0	0

Buses

Leg Direction Start Time	Route 24 SB On/Off Ramps					Lindalof Avenue					Route 24 NB On/Off Ramps					Lindalof Avenue								
	Southbound					Westbound					Northbound					Eastbound								
	Thru	Left	U-Turn	Peds CW	Peds CCW	Right	Thru	Left	U-Turn	Peds CW	Peds CCW	Right	Thru	Left	U-Turn	Peds CW	Peds CCW	Right	Thru	Left	U-Turn	Peds CW	Peds CCW	
2023/10/25 07:00:00	0	0	0	0	0	0	0	2	0	0	0	0	0	0	0	0	0	0	0	0	1	0	0	0
2023/10/25 07:15:00	0	0	0	0	0	0	0	1	0	0	0	0	0	0	0	0	0	0	0	0	0	0	0	0
2023/10/25 07:30:00	0	0	0	0	0	0	0	0	0	0	0	0	0	0	0	0	0	0	0	0	3	0	0	0
2023/10/25 07:45:00	0	0	0	0	0	0	0	1	0	0	0	0	0	0	0	0	0	0	0	0	0	0	0	0
2023/10/25 08:00:00	0	0	0	0	0	0	0	0	0	0	0	0	1	0	0	0	0	0	0	0	0	0	0	0
2023/10/25 08:15:00	0	0	0	0	0	0	1	0	0	0	0	0	0	0	0	0	0	0	0	1	0	0	0	0
2023/10/25 08:30:00	0	0	0	0	0	0	0	0	0	0	0	0	0	0	0	0	0	0	1	2	0	0	0	0
2023/10/25 08:45:00	0	0	0	0	0	0	0	0	0	0	0	0	2	0	0	0	0	0	0	1	0	0	0	0
2023/10/25 16:00:00	0	0	0	0	0	0	1	0	0	0	0	0	0	0	0	0	0	0	0	2	0	0	0	0
2023/10/25 16:15:00	0	0	0	0	0	0	0	0	0	0	0	0	0	0	0	0	0	0	0	2	0	0	0	0
2023/10/25 16:30:00	0	0	0	0	0	0	1	0	0	0	0	0	0	0	0	0	0	0	0	0	0	0	0	0
2023/10/25 16:45:00	0	0	0	0	0	0	0	0	0	0	0	0	0	0	0	0	0	0	0	1	0	0	0	0
2023/10/25 17:00:00	0	0	0	0	0	0	0	0	0	0	0	0	0	0	0	0	0	0	0	0	0	0	0	0
2023/10/25 17:15:00	0	0	0	0	0	0	0	0	0	0	0	0	0	0	0	0	0	0	0	0	0	0	0	0
2023/10/25 17:30:00	0	0	0	0	0	0	1	0	0	0	0	0	0	0	0	0	0	0	0	0	0	0	0	0
2023/10/25 17:45:00	0	0	0	0	0	0	0	0	0	0	0	0	0	0	0	0	0	0	0	1	0	0	0	0
Total	0	0	0	0	0	0	1	7	0	0	0	0	3	0	0	0	0	0	1	14	0	0	0	0

Pedestrians

Leg Direction Start Time	Route 24 SB On/Off Ramps					Lindelof Avenue					Route 24 NB On/Off Ramps					Lindelof Avenue														
	Southbound					Westbound					Northbound					Eastbound														
	Right	Thru	Left	U-Turn	Peds CW	Peds CCW	Right	Thru	Left	U-Turn	Peds CW	Peds CCW	Right	Thru	Left	U-Turn	Peds CW	Peds CCW	Right	Thru	Left	U-Turn	Peds CW	Peds CCW						
2023/10/25 07:00:00	0	0	0	0	0	0	0	0	0	0	0	0	0	0	0	0	0	0	0	0	0	0	0	0	0	0	0	0	0	0
2023/10/25 07:15:00	0	0	0	0	0	0	0	0	0	0	0	0	0	0	0	0	0	0	0	0	0	0	0	0	0	0	0	0	0	0
2023/10/25 07:30:00	0	0	0	0	0	0	0	0	0	0	0	0	0	0	0	0	0	0	0	0	0	0	0	0	0	0	0	0	0	0
2023/10/25 07:45:00	0	0	0	0	0	0	0	0	0	0	0	0	0	0	0	0	0	0	0	0	0	0	0	0	0	0	0	0	0	0
2023/10/25 08:00:00	0	0	0	0	0	0	0	0	0	0	0	0	0	0	0	0	0	0	0	0	0	0	0	0	0	0	0	0	0	0
2023/10/25 08:15:00	0	0	0	0	0	0	0	0	0	0	0	0	0	0	0	0	0	0	0	0	0	0	0	0	0	0	0	0	0	0
2023/10/25 08:30:00	0	0	0	0	0	0	0	0	0	0	0	0	0	0	0	0	0	0	0	0	0	0	0	0	0	0	0	0	0	0
2023/10/25 08:45:00	0	0	0	0	0	0	0	0	0	0	0	0	0	0	0	0	0	0	0	0	0	0	0	0	0	0	0	0	0	0
2023/10/25 16:00:00	0	0	0	0	0	0	0	0	0	0	0	0	0	0	0	0	0	0	0	0	0	0	0	0	0	0	0	0	0	0
2023/10/25 16:15:00	0	0	0	0	0	0	0	0	0	0	0	0	0	0	0	0	0	0	0	0	0	0	0	0	0	0	0	0	0	0
2023/10/25 16:30:00	0	0	0	0	0	0	0	0	0	0	0	0	0	0	0	0	0	0	0	0	0	0	0	0	0	0	0	0	0	0
2023/10/25 16:45:00	0	0	0	0	0	0	0	0	0	0	0	0	0	0	0	0	0	0	0	0	0	0	0	0	0	0	0	0	0	0
2023/10/25 17:00:00	0	0	0	0	0	0	0	0	0	0	0	0	0	0	0	0	0	0	0	0	0	0	0	0	0	0	0	0	0	0
2023/10/25 17:15:00	0	0	0	0	0	0	0	0	0	0	0	0	0	0	0	0	0	0	0	0	0	0	0	0	0	0	0	0	0	0
2023/10/25 17:30:00	0	0	0	0	0	0	0	0	0	0	0	0	0	0	0	0	0	0	0	0	0	0	0	0	0	0	0	0	0	0
2023/10/25 17:45:00	0	0	0	0	0	0	0	0	0	0	0	0	0	0	0	0	0	0	0	0	0	0	0	0	0	0	0	0	0	0
Total	0	0	0	0	0	0	0	0	0	0	0	0	0	0	0	0	0	0	0	0	0	0	0	0	0	0	0	0	0	0

Bicycles on Road

Leg Direction Start Time	Route 24 SB On/Off Ramps					Lindalof Avenue					Route 24 NB On/Off Ramps					Lindalof Avenue							
	Southbound					Westbound					Northbound					Eastbound							
	Thru	Left	U-Turn	Peds CW	Peds CCW	Right	Thru	Left	U-Turn	Peds CW	Peds CCW	Right	Thru	Left	U-Turn	Peds CW	Peds CCW	Right	Thru	Left	U-Turn	Peds CW	Peds CCW
2023/10/25 07:00:00	0	0	0	0	0	0	0	0	0	0	0	0	0	0	0	0	0	0	0	0	0	0	0
2023/10/25 07:15:00	0	0	0	0	0	0	0	0	0	0	0	0	0	0	0	0	0	0	0	0	0	0	0
2023/10/25 07:30:00	0	0	0	0	0	0	0	0	0	0	0	0	0	0	0	0	0	0	0	0	0	0	0
2023/10/25 07:45:00	0	0	0	0	0	0	0	0	0	0	0	0	0	0	0	0	0	0	0	0	1	0	0
2023/10/25 08:00:00	0	0	0	0	0	0	0	0	0	0	0	0	0	0	0	0	0	0	0	0	0	0	0
2023/10/25 08:15:00	0	0	0	0	0	0	0	0	0	0	0	0	0	0	0	0	0	0	0	0	0	0	0
2023/10/25 08:30:00	0	0	0	0	0	0	0	0	0	0	0	0	0	0	0	0	0	0	0	0	0	0	0
2023/10/25 08:45:00	0	0	0	0	0	0	0	0	0	0	0	0	0	0	0	0	0	0	0	0	0	0	0
2023/10/25 16:00:00	0	0	0	0	0	0	0	0	0	0	0	0	0	0	0	0	0	0	0	0	0	0	0
2023/10/25 16:15:00	0	0	0	0	0	0	0	0	0	0	0	0	0	0	0	0	0	0	0	0	0	0	0
2023/10/25 16:30:00	0	0	0	0	0	0	0	0	0	0	0	0	0	0	0	0	0	0	0	0	0	0	0
2023/10/25 16:45:00	0	0	0	0	0	0	0	0	0	0	0	0	0	0	0	0	0	0	0	0	0	0	0
2023/10/25 17:00:00	0	0	0	0	0	0	0	0	0	0	0	0	0	0	0	0	0	0	0	0	0	0	0
2023/10/25 17:15:00	0	0	0	0	0	0	0	0	0	0	0	0	0	0	0	0	0	0	0	0	0	0	0
2023/10/25 17:30:00	0	0	0	0	0	0	0	0	0	0	0	0	0	0	0	0	0	0	0	0	0	0	0
2023/10/25 17:45:00	0	0	0	0	0	0	0	0	0	0	0	0	0	0	0	0	0	0	0	0	0	0	0
Total	0	0	0	0	0	0	0	0	0	0	0	0	0	0	0	0	0	0	0	1	0	0	0

Bicycles on Crosswalk

Leg Direction Start Time	Route 24 SB On/Off Ramps					Lindalof Avenue					Route 24 NB On/Off Ramps					Lindalof Avenue									
	Southbound					Westbound					Northbound					Eastbound									
	Thru	Left	U-Turn	Peds CW	Peds CCW	Right	Thru	Left	U-Turn	Peds CW	Peds CCW	Right	Thru	Left	U-Turn	Peds CW	Peds CCW	Right	Thru	Left	U-Turn	Peds CW	Peds CCW		
2023/10/25 07:00:00	0	0	0	0	0	0	0	0	0	0	0	0	0	0	0	0	0	0	0	0	0	0	0		
2023/10/25 07:15:00	0	0	0	0	0	0	0	0	0	0	0	0	0	0	0	0	0	0	0	0	0	0	0		
2023/10/25 07:30:00	0	0	0	0	0	0	0	0	0	0	0	0	0	0	0	0	0	0	0	0	0	0	0		
2023/10/25 07:45:00	0	0	0	0	0	0	0	0	0	0	0	0	0	0	0	0	0	0	0	0	0	0	0		
2023/10/25 08:00:00	0	0	0	0	0	0	0	0	0	0	0	0	0	0	0	0	0	0	0	0	0	0	0		
2023/10/25 08:15:00	0	0	0	0	0	0	0	0	0	0	0	0	0	0	0	0	0	0	0	0	0	0	0		
2023/10/25 08:30:00	0	0	0	0	0	0	0	0	0	0	0	0	0	0	0	0	0	0	0	0	0	0	0		
2023/10/25 08:45:00	0	0	0	0	0	0	0	0	0	0	0	0	0	0	0	0	0	0	0	0	0	0	0		
2023/10/25 16:00:00	0	0	0	0	0	0	0	0	0	0	0	0	0	0	0	0	0	0	0	0	0	0	0		
2023/10/25 16:15:00	0	0	0	0	0	0	0	0	0	0	0	0	0	0	0	0	0	0	0	0	0	0	0		
2023/10/25 16:30:00	0	0	0	0	0	0	0	0	0	0	0	0	0	0	0	0	0	0	0	0	0	0	0		
2023/10/25 16:45:00	0	0	0	0	0	0	0	0	0	0	0	0	0	0	0	0	0	0	0	0	0	0	0		
2023/10/25 17:00:00	0	0	0	0	0	0	0	0	0	0	0	0	0	0	0	0	0	0	0	0	0	0	0		
2023/10/25 17:15:00	0	0	0	0	0	0	0	0	0	0	0	0	0	0	0	0	0	0	0	0	0	0	0		
2023/10/25 17:30:00	0	0	0	0	0	0	0	0	0	0	0	0	0	0	0	0	0	0	0	0	0	0	0		
2023/10/25 17:45:00	0	0	0	0	0	0	0	0	0	0	0	0	0	0	0	0	0	0	0	0	0	0	0		
Total	0	0	0	0	0	0	0	0	0	0	0	0	0	0	0	0	0	0	0	0	0	0	0	0	0

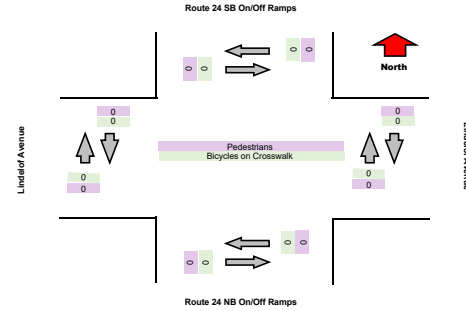
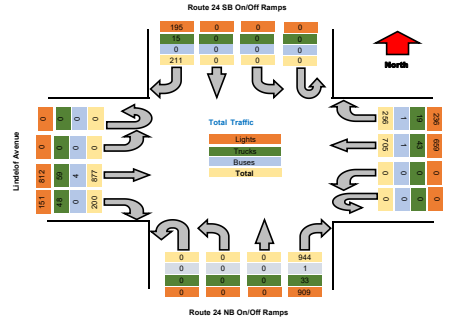
PM Peak Class Breakdown

Leg Direction	Route 24 SB On/Off Ramps						Linderof Avenue						Route 24 NB On/Off Ramps						Linderof Avenue						Int Total
	Southbound		Northbound		U-Turn		Westbound		Eastbound		U-Turn		Northbound		Southbound		U-Turn								
Start Time	Right	Thru	Left	U-Turn	App Total	Peds CW	Peds CCW	Right	Thru	Left	U-Turn	App Total	Peds CW	Peds CCW	Right	Thru	Left	U-Turn	App Total	Peds CW	Peds CCW				
2023/10/25 16:00:00	151	0	0	0	151	0	0	47	302	0	0	349	0	0	137	0	0	0	137	0	0				
2023/10/25 16:15:00	99	0	0	0	99	0	0	83	352	0	0	435	0	0	223	0	0	0	223	0	0				
2023/10/25 16:30:00	35	0	0	0	35	0	0	95	310	0	0	405	0	0	125	0	0	0	125	0	0				
2023/10/25 16:45:00	32	0	0	0	32	0	0	100	311	0	0	412	0	0	114	0	0	0	114	0	0				
Grand Total	317	0	0	0	317	0	0	324	1268	0	0	1520	0	0	450	0	0	0	450	0	0				
% Approach	100.0%	0.0%	0.0%	0.0%				20.6%	79.4%	0.0%	0.0%				100.0%	0.0%	0.0%	0.0%	29.2%	70.8%	0.0%				
% Total	7.7%	0.0%	0.0%	0.0%	7.7%			8.2%	25.3%	0.0%	0.0%	44.4%			18.1%	0.0%	0.0%	0.0%	8.7%	21.1%	0.0%				
PF#	0.811	0.000	0.000	0.000	0.811			0.768	0.913	0.000	0.000	0.831			0.739	0.000	0.000	0.000	0.739	0.848	0.000				
% Motorcycles	0.0%	0.0%	0.0%	0.0%	0.0%			1	0	0	0	1			0	0	0	0	0	2	0				
% Cars	99.7%	0.0%	0.0%	0.0%	99.7%			97.0%	95.3%	0.0%	0.0%	99.8%			98.3%	0.0%	0.0%	0.0%	96.0%	94.5%	0.0%				
% Single-Unit Trucks	0.0%	0.0%	0.0%	0.0%	0.0%			0.0%	3.5%	0.0%	0.0%	0.0%			1.6%	0.0%	0.0%	0.0%	1.8%	3.1%	0.0%				
% Articulated Trucks	0.0%	0.0%	0.0%	0.0%	0.0%			0.0%	0.0%	0.0%	0.0%	0.0%			0.0%	0.0%	0.0%	0.0%	0.0%	0.0%	0.0%				
% Buses	0.0%	0.0%	0.0%	0.0%	0.0%			0.0%	0.2%	0.0%	0.0%	0.0%			0.0%	0.0%	0.0%	0.0%	0.0%	0.0%	0.0%				
Bicycles on Road	0	0	0	0	0			0	0	0	0	0			0	0	0	0	0	0	0				
% Bicycles on Road	0.0%	0.0%	0.0%	0.0%	0.0%			0.0%	0.0%	0.0%	0.0%	0.0%			0.0%	0.0%	0.0%	0.0%	0.0%	0.0%	0.0%				
Pedestrians	0	0	0	0	0			0	0	0	0	0			0	0	0	0	0	0	0				
% Pedestrians	0.0%	0.0%	0.0%	0.0%	0.0%			0.0%	0.0%	0.0%	0.0%	0.0%			0.0%	0.0%	0.0%	0.0%	0.0%	0.0%	0.0%				
Bicycles on Crosswalk	0	0	0	0	0			0	0	0	0	0			0	0	0	0	0	0	0				
% Bicycles on Crosswalk	0.0%	0.0%	0.0%	0.0%	0.0%			0.0%	0.0%	0.0%	0.0%	0.0%			0.0%	0.0%	0.0%	0.0%	0.0%	0.0%	0.0%				

Turning Movement Peak Hour Data (AM)

7:30:00 AM

Leg Direction	Route 24 SB On/Off Ramps						Lindelof Avenue Westbound						Route 24 NB On/Off Ramps						Lindelof Avenue Eastbound						Total
	Right	Thru	Left	U-Turn	App Total	Peds CW	Right	Thru	Left	U-Turn	App Total	Peds CW	Right	Thru	Left	U-Turn	App Total	Peds CW	Right	Thru	Left	U-Turn	App Total	Peds CW	
7:30:00 AM	27	0	0	0	27	0	92	147	0	0	239	0	234	0	0	0	234	0	67	209	0	0	276	0	
7:45:00 AM	49	0	0	0	49	0	62	171	0	0	233	0	248	0	0	0	248	0	50	227	0	0	277	0	
8:00:00 AM	50	0	0	0	50	0	60	220	0	0	280	0	221	0	0	0	221	0	40	223	0	0	263	0	
8:15:00 AM	85	0	0	0	85	0	42	167	0	0	209	0	241	0	0	0	241	0	43	218	0	0	261	0	
Grand Total	211	0	0	0	211	0	256	705	0	0	961	0	944	0	0	0	944	0	200	877	0	0	1077	0	
% Approach	100.0%	0.0%	0.0%	0.0%	0.0%	0.0%	26.6%	73.4%	0.0%	0.0%	0.0%	0.0%	100.0%	0.0%	0.0%	0.0%	0.0%	0.0%	18.6%	81.4%	0.0%	0.0%	0.0%	0.0%	
% Total	6.6%	0.0%	0.0%	0.0%	6.6%	0.0%	8.0%	22.1%	0.0%	0.0%	30.1%	0.0%	29.6%	0.0%	0.0%	0.0%	29.6%	0.0%	6.3%	27.5%	0.0%	0.0%	33.7%	0.0%	
PHF	0.621	0.000	0.000	0.000	0.621	0.000	0.696	0.601	0.000	0.000	0.658	0.000	0.952	0.000	0.000	0.000	0.952	0.000	0.746	0.966	0.000	0.000	0.972	0.000	
Lights	195	0	0	0	195	0	236	659	0	0	895	0	909	0	0	0	909	0	151	812	0	0	963	0	
% Lights	92.4%	0.0%	0.0%	0.0%	92.4%	0.0%	92.2%	93.5%	0.0%	0.0%	93.1%	0.0%	96.3%	0.0%	0.0%	0.0%	96.3%	0.0%	75.5%	92.6%	0.0%	0.0%	89.4%	0.0%	
Trucks	15	0	0	0	15	0	19	43	0	0	62	0	33	0	0	0	33	0	48	59	0	0	107	0	
% Trucks	7.1%	0.0%	0.0%	0.0%	7.1%	0.0%	7.4%	6.1%	0.0%	0.0%	6.5%	0.0%	3.5%	0.0%	0.0%	0.0%	3.5%	0.0%	24.0%	6.7%	0.0%	0.0%	9.9%	0.0%	
Buses	0	0	0	0	0	0	1	1	0	0	2	0	1	0	0	0	1	0	0	4	0	0	4	0	
% Buses	0.0%	0.0%	0.0%	0.0%	0.0%	0.0%	0.4%	0.1%	0.0%	0.0%	0.2%	0.0%	0.1%	0.0%	0.0%	0.0%	0.1%	0.0%	0.0%	0.5%	0.0%	0.0%	0.4%	0.0%	
Pedestrians	0	0	0	0	0	0	0	0	0	0	0	0	0	0	0	0	0	0	0	0	0	0	0	0	
% Pedestrians	0.0%	0.0%	0.0%	0.0%	0.0%	0.0%	0.0%	0.0%	0.0%	0.0%	0.0%	0.0%	0.0%	0.0%	0.0%	0.0%	0.0%	0.0%	0.0%	0.0%	0.0%	0.0%	0.0%	0.0%	
Bicycles on Crosswalk	0	0	0	0	0	0	0	0	0	0	0	0	0	0	0	0	0	0	0	0	0	0	0	0	
% Bicycles on Crosswalk	0.0%	0.0%	0.0%	0.0%	0.0%	0.0%	0.0%	0.0%	0.0%	0.0%	0.0%	0.0%	0.0%	0.0%	0.0%	0.0%	0.0%	0.0%	0.0%	0.0%	0.0%	0.0%	0.0%	0.0%	



Turning Movement Peak Hour Data (PM)

4:00:00 PM

Leg Direction	Route 24 SB On/Off Ramps Southbound								Lindelof Avenue Westbound								Route 24 NB On/Off Ramps Northbound								Lindelof Avenue Eastbound								Total
	Right	Thru	Left	U-Turn	App Total	Peds CW	Peds CCW		Right	Thru	Left	U-Turn	App Total	Peds CW	Peds CCW		Right	Thru	Left	U-Turn	App Total	Peds CW	Peds CCW		Right	Thru	Left	U-Turn	App Total	Peds CW	Peds CCW		
4:00:00 PM	115	0	0	0	115	0	0		47	305	0	0	352	0	0		197	0	0	0	197	0	0		68	200	0	0	268	0	0		932
4:15:00 PM	99	0	0	0	99	0	0		83	352	0	0	435	0	0		223	0	0	0	223	0	0		54	227	0	0	281	0	0		1038
4:30:00 PM	35	0	0	0	35	0	0		95	316	0	0	411	0	0		125	0	0	0	125	0	0		105	168	0	0	273	0	0		844
4:45:00 PM	32	0	0	0	32	0	0		109	313	0	0	422	0	0		114	0	0	0	114	0	0		90	173	0	0	263	0	0		831
Grand Total	281	0	0	0	281	0	0		334	1286	0	0	1620	0	0		659	0	0	0	659	0	0		317	768	0	0	1085	0	0		3645
% Approach	100.0%	0.0%	0.0%	0.0%	0.0%	0.0%	0.0%		20.6%	79.4%	0.0%	0.0%	0.0%	0.0%	0.0%		100.0%	0.0%	0.0%	0.0%	0.0%	0.0%	0.0%		29.2%	70.8%	0.0%	0.0%	0.0%	0.0%	0.0%		
% Total	7.7%	0.0%	0.0%	0.0%	7.7%	0.0%	0.0%		9.2%	35.3%	0.0%	0.0%	44.4%	0.0%	0.0%		18.1%	0.0%	0.0%	0.0%	18.1%	0.0%	0.0%		8.7%	21.1%	0.0%	0.0%	29.8%	0.0%	0.0%		0.878
PHF	0.611	0.000	0.000	0.000	0.611	0.000	0.000		0.766	0.913	0.000	0.000	0.831	0.000	0.000		0.739	0.000	0.000	0.000	0.739	0.000	0.000		0.755	0.846	0.000	0.000	0.965	0.000	0.000		3493
Lights	269	0	0	0	269	0	0		324	1225	0	0	1549	0	0		648	0	0	0	648	0	0		301	726	0	0	1027	0	0		
% Lights	95.7%	0.0%	0.0%	0.0%	95.7%	0.0%	0.0%		97.0%	95.3%	0.0%	0.0%	95.6%	0.0%	0.0%		98.3%	0.0%	0.0%	0.0%	98.3%	0.0%	0.0%		95.0%	94.5%	0.0%	0.0%	94.7%	0.0%	0.0%		95.8%
Trucks	12	0	0	0	12	0	0		9	53	0	0	62	0	0		11	0	0	0	11	0	0		14	30	0	0	44	0	0		129
% Trucks	4.3%	0.0%	0.0%	0.0%	4.3%	0.0%	0.0%		2.7%	4.1%	0.0%	0.0%	3.8%	0.0%	0.0%		1.7%	0.0%	0.0%	0.0%	1.7%	0.0%	0.0%		4.4%	3.9%	0.0%	0.0%	4.1%	0.0%	0.0%		3.5%
Buses	0	0	0	0	0	0	0		0	2	0	0	2	0	0		0	0	0	0	0	0	0		0	5	0	0	5	0	0		7
% Buses	0.0%	0.0%	0.0%	0.0%	0.0%	0.0%	0.0%		0.0%	0.2%	0.0%	0.0%	0.1%	0.0%	0.0%		0.0%	0.0%	0.0%	0.0%	0.0%	0.0%	0.0%		0.0%	0.7%	0.0%	0.0%	0.5%	0.0%	0.0%		0.2%
Pedestrians	0	0	0	0	0	0	0		0	0	0	0	0	0	0		0	0	0	0	0	0	0		0	0	0	0	0	0	0		0
% Pedestrians	0.0%	0.0%	0.0%	0.0%	0.0%	0.0%	0.0%		0.0%	0.0%	0.0%	0.0%	0.0%	0.0%	0.0%		0.0%	0.0%	0.0%	0.0%	0.0%	0.0%	0.0%		0.0%	0.0%	0.0%	0.0%	0.0%	0.0%	0.0%		0.0%
Bicycles on Crosswalk	0	0	0	0	0	0	0		0	0	0	0	0	0	0		0	0	0	0	0	0	0		0	0	0	0	0	0	0		0
% Bicycles on Crosswalk	0.0%	0.0%	0.0%	0.0%	0.0%	0.0%	0.0%		0.0%	0.0%	0.0%	0.0%	0.0%	0.0%	0.0%		0.0%	0.0%	0.0%	0.0%	0.0%	0.0%	0.0%		0.0%	0.0%	0.0%	0.0%	0.0%	0.0%	0.0%		0.0%

