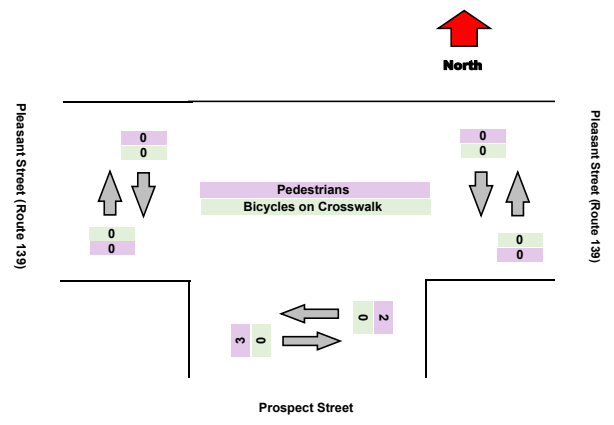
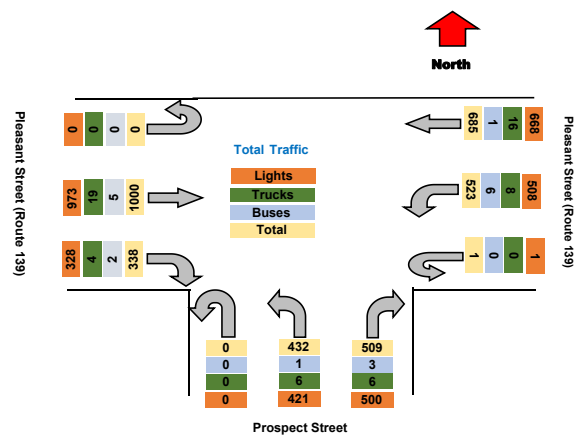


Summary

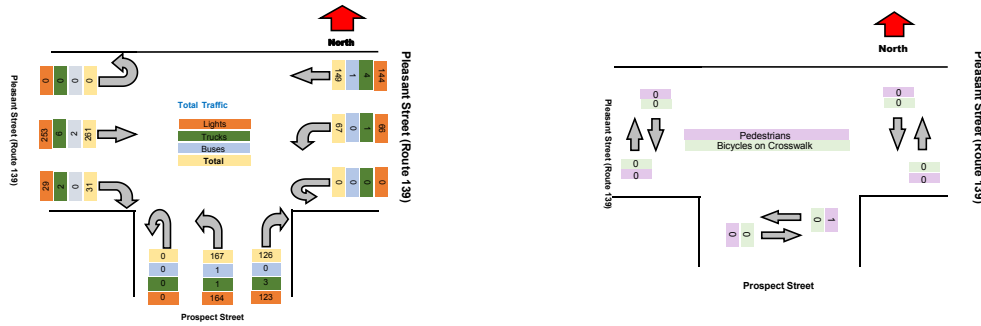
Turning Movement Data Plot



Summary

Turning Movement Peak Hour Data (AM)
 7:00:00 AM

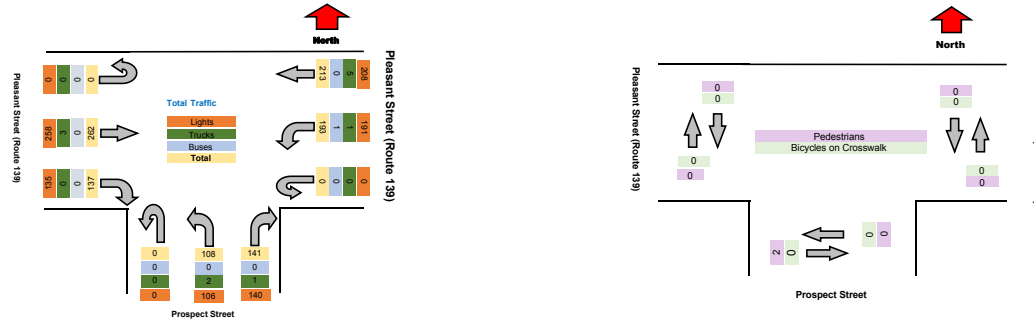
Leg	Pleasant Street (Route 139)						Prospect Street						Pleasant Street (Route 139)						Total
	Westbound			Eastbound			Northbound			Southbound			Eastbound			Westbound			
Direction	Thru	Left	U-Turn	App Total	Peds CW	Peds CCW	Right	Left	U-Turn	App Total	Peds CW	Peds CCW	Right	Thru	U-Turn	App Total	Peds CW	Peds CCW	
Start Time	42	9	0	51	0	0	46	58	0	104	0	0	9	65	0	75	0	0	
7:00:00 AM	35	16	0	51	0	0	26	47	0	73	1	0	9	63	0	72	0	0	
7:15:00 AM	37	17	0	54	0	0	25	35	0	60	0	0	4	65	0	69	0	0	
7:30:00 AM	35	25	0	60	0	0	29	27	0	56	0	0	9	67	0	76	0	0	
7:45:00 AM																			
Grand Total	149	67	0	216	0	0	126	167	0	293	1	0	31	261	0	292	0	0	
% Approach	69.0%	31.0%	0.0%	0.0%	0.0%	0.0%	43.0%	57.0%	0.0%	0.0%	0.0%	0.0%	10.6%	89.4%	0.0%	0.0%	0.0%	0.0%	
% Total	18.6%	8.4%	0.0%	27.0%	0.0%	0.0%	15.7%	20.8%	0.0%	36.6%	0.0%	0.0%	3.9%	32.6%	0.0%	36.5%	0.0%	0.0%	
PHF	0.887	0.670	0.000	0.900	0.000	0.000	0.685	0.720	0.000	0.704	0.000	0.000	0.861	0.974	0.000	0.961	0.000	0.000	
Lights	144	66	0	210	0	0	123	164	0	287	0	0	29	253	0	282	0	0	
% Lights	96.6%	98.5%	0.0%	97.2%	0.0%	0.0%	97.6%	98.2%	0.0%	98.0%	0.0%	0.0%	93.5%	96.9%	0.0%	96.6%	0.0%	0.0%	
Trucks	4	1	0	5	0	0	3	1	0	4	0	0	2	6	0	8	0	0	
% Trucks	2.7%	1.5%	0.0%	2.3%	0.0%	0.0%	2.4%	0.6%	0.0%	1.4%	0.0%	0.0%	6.5%	2.3%	0.0%	2.7%	0.0%	0.0%	
Buses	1	0	0	1	0	0	0	1	0	1	0	0	0	2	0	2	0	0	
% Buses	0.7%	0.0%	0.0%	0.5%	0.0%	0.0%	0.0%	0.6%	0.0%	0.3%	0.0%	0.0%	0.0%	0.8%	0.0%	0.7%	0.0%	0.0%	
Pedestrians	0	0	0	0	0	0	0	0	0	0	1	0	0	0	0	0	0	0	
% Pedestrians	0.0%	0.0%	0.0%	0.0%	0.0%	0.0%	0.0%	0.0%	0.0%	0.0%	100.0%	0.0%	0.0%	0.0%	0.0%	0.0%	0.0%	0.0%	
Bicycles on Crosswalk	0	0	0	0	0	0	0	0	0	0	0	0	0	0	0	0	0	0	
% Bicycles on Crosswalk	0.0%	0.0%	0.0%	0.0%	0.0%	0.0%	0.0%	0.0%	0.0%	0.0%	0.0%	0.0%	0.0%	0.0%	0.0%	0.0%	0.0%	0.0%	



Summary

Turning Movement Peak Hour Data (PM)
4:45:00 PM

Leg	Pleasant Street (Route 139)						Prospect Street						Pleasant Street (Route 139)						Total
	Westbound			Eastbound			Northbound			Southbound			Eastbound						
Direction	Thru	Left	U-Turn	App Total	Peds CW	Peds CCW	Right	Left	U-Turn	App Total	Peds CW	Peds CCW	Right	Thru	U-Turn	App Total	Peds CW	Peds CCW	
Start Time	49	46	0	95	0	0	38	18	0	56	0	2	39	83	0	122	0	0	
4:45:00 PM	51	47	0	98	0	0	30	22	0	52	0	0	27	68	0	95	0	0	
5:00:00 PM	57	51	0	108	0	0	45	27	0	72	0	0	38	57	0	95	0	0	
5:15:00 PM	56	49	0	105	0	0	28	41	0	69	0	0	33	54	0	87	0	0	
5:30:00 PM	213	193	0	406	0	0	141	108	0	249	0	2	137	262	0	399	0	0	
Grand Total	213	193	0	406	0	0	141	108	0	249	0	2	137	262	0	399	0	0	
% Approach	52.5%	47.5%	0.0%	0.0%	0.0%	0.0%	56.6%	43.4%	0.0%	0.0%	0.0%	0.0%	34.3%	65.7%	0.0%	0.0%	0.0%	0.0%	
% Total	20.2%	18.3%	0.0%	38.5%	0.0%	0.0%	13.4%	10.2%	0.0%	23.6%	0.0%	0.0%	13.0%	24.9%	0.0%	37.9%	0.0%	0.0%	
PHF	0.934	0.946	0.000	0.940	0.000	0.000	0.783	0.659	0.000	0.865	0.000	0.000	0.878	0.789	0.000	0.818	0.000	0.000	
Lights	208	191	0	399	0	0	140	106	0	246	0	0	135	258	0	393	0	0	
% Lights	97.7%	99.0%	0.0%	98.3%	0.0%	0.0%	99.3%	98.1%	0.0%	98.8%	0.0%	0.0%	98.5%	98.5%	0.0%	98.5%	0.0%	0.0%	
Trucks	5	1	0	6	0	0	1	2	0	3	0	0	0	3	0	3	0	0	
% Trucks	2.3%	0.5%	0.0%	1.5%	0.0%	0.0%	0.7%	1.9%	0.0%	1.2%	0.0%	0.0%	0.0%	1.1%	0.0%	0.8%	0.0%	0.0%	
Buses	0	1	0	1	0	0	0	0	0	0	0	0	0	0	0	0	0	0	
% Buses	0.0%	0.5%	0.0%	0.2%	0.0%	0.0%	0.0%	0.0%	0.0%	0.0%	0.0%	0.0%	0.0%	0.0%	0.0%	0.0%	0.0%	0.0%	
Pedestrians	0	0	0	0	0	0	0	0	0	0	0	2	0	0	0	0	0	0	
% Pedestrians	0.0%	0.0%	0.0%	0.0%	0.0%	0.0%	0.0%	0.0%	0.0%	0.0%	0.0%	100.0%	0.0%	0.0%	0.0%	0.0%	0.0%	0.0%	
Bicycles on Crosswalk	0	0	0	0	0	0	0	0	0	0	0	0	0	0	0	0	0	0	
% Bicycles on Crosswalk	0.0%	0.0%	0.0%	0.0%	0.0%	0.0%	0.0%	0.0%	0.0%	0.0%	0.0%	0.0%	0.0%	0.0%	0.0%	0.0%	0.0%	0.0%	



Motorcycles

Leg Direction Start Time	Pleasant Street (Route 139) Westbound					Prospect Street Northbound					Pleasant Street (Route 139) Eastbound				
	Thru	Left	U-Turn	Peds CW	Peds CCW	Right	Left	U-Turn	Peds CW	Peds CCW	Right	Thru	U-Turn	Peds CW	Peds CCW
2023-10-25 07:00:00	0	0	0	0	0	0	0	0	0	0	0	0	0	0	0
2023-10-25 07:15:00	0	0	0	0	0	0	0	0	0	0	0	0	0	0	0
2023-10-25 07:30:00	0	0	0	0	0	0	0	0	0	0	0	0	0	0	0
2023-10-25 07:45:00	0	0	0	0	0	0	0	0	0	0	0	0	0	0	0
2023-10-25 08:00:00	0	0	0	0	0	0	0	0	0	0	0	0	1	0	0
2023-10-25 08:15:00	0	0	0	0	0	0	0	0	0	0	0	0	0	0	0
2023-10-25 08:30:00	0	0	0	0	0	0	0	0	0	0	0	0	0	0	0
2023-10-25 08:45:00	0	0	0	0	0	0	0	0	0	0	1	0	0	0	0
2023-10-25 16:00:00	0	0	0	0	0	0	0	3	0	0	0	0	1	0	0
2023-10-25 16:15:00	0	0	0	0	0	0	0	0	0	0	0	0	0	0	0
2023-10-25 16:30:00	0	1	0	0	0	0	0	0	0	0	1	0	0	0	0
2023-10-25 16:45:00	0	0	0	0	0	0	0	0	0	0	0	1	0	0	0
2023-10-25 17:00:00	0	0	0	0	0	0	0	0	0	0	1	0	0	0	0
2023-10-25 17:15:00	0	0	0	0	0	0	0	0	0	0	1	0	0	0	0
2023-10-25 17:30:00	0	0	0	0	0	0	0	0	0	0	0	0	0	0	0
2023-10-25 17:45:00	0	0	0	0	0	0	0	0	0	0	0	0	0	0	0
Total	0	1	0	0	0	0	0	3	0	0	0	4	3	0	0

Cars

Leg Direction Start Time	Pleasant Street (Route 139) Westbound					Prospect Street Northbound					Pleasant Street (Route 139) Eastbound					
	Thru	Left	U-Turn	Peds CW	Peds CCW	Right	Left	U-Turn	Peds CW	Peds CCW	Right	Thru	U-Turn	Peds CW	Peds CCW	
	2023-10-25 07:00:00	41	9	0	0	0	0	46	57	0	0	0	9	64	0	0
2023-10-25 07:15:00	33	16	0	0	0	0	24	47	0	0	0	9	60	0	0	0
2023-10-25 07:30:00	36	16	0	0	0	0	25	35	0	0	0	3	63	0	0	0
2023-10-25 07:45:00	34	25	0	0	0	0	28	25	0	0	0	8	66	0	0	0
2023-10-25 08:00:00	48	23	0	0	0	0	26	16	0	0	0	11	65	0	0	0
2023-10-25 08:15:00	37	36	0	0	0	0	26	5	0	0	0	7	63	0	0	0
2023-10-25 08:30:00	33	24	0	0	0	0	25	14	0	0	0	7	57	0	0	0
2023-10-25 08:45:00	35	11	0	0	0	0	23	17	0	0	0	6	55	0	0	0
2023-10-25 16:00:00	45	32	1	0	0	0	34	18	0	0	0	30	66	0	0	0
2023-10-25 16:15:00	49	40	0	0	0	0	36	31	0	0	0	30	54	0	0	0
2023-10-25 16:30:00	31	41	0	0	0	0	34	20	0	0	0	43	50	0	0	0
2023-10-25 16:45:00	46	46	0	0	0	0	38	16	0	0	0	39	80	0	0	0
2023-10-25 17:00:00	51	46	0	0	0	0	30	22	0	0	0	26	68	0	0	0
2023-10-25 17:15:00	56	51	0	0	0	0	44	27	0	0	0	37	56	0	0	0
2023-10-25 17:30:00	55	48	0	0	0	0	28	41	0	0	0	33	54	0	0	0
2023-10-25 17:45:00	38	44	0	0	0	0	33	30	0	0	0	30	52	0	0	0
Total	668	508	1	0	0	0	500	421	0	0	0	328	973	0	0	0

Single-Unit Trucks

Leg Direction Start Time	Pleasant Street (Route 139) Westbound					Prospect Street Northbound					Pleasant Street (Route 139) Eastbound				
	Thru	Left	U-Turn	Peds CW	Peds CCW	Right	Left	U-Turn	Peds CW	Peds CCW	Right	Thru	U-Turn	Peds CW	Peds CCW
2023-10-25 07:00:00	1	0	0	0	0	0	0	0	0	0	0	0	1	0	0
2023-10-25 07:15:00	2	0	0	0	0	0	2	0	0	0	0	0	2	0	0
2023-10-25 07:30:00	1	0	0	0	0	0	0	0	0	0	0	1	2	0	0
2023-10-25 07:45:00	0	0	0	0	0	0	1	1	0	0	0	1	0	0	0
2023-10-25 08:00:00	0	0	0	0	0	0	2	0	0	0	0	0	0	0	0
2023-10-25 08:15:00	0	1	0	0	0	0	0	1	0	0	0	0	0	0	0
2023-10-25 08:30:00	2	0	0	0	0	0	0	0	0	0	0	0	0	0	0
2023-10-25 08:45:00	1	2	0	0	0	0	0	1	0	0	0	0	1	0	0
2023-10-25 16:00:00	1	0	0	0	0	0	0	0	0	0	0	0	3	0	0
2023-10-25 16:15:00	1	0	0	0	0	0	0	0	0	0	0	2	1	0	0
2023-10-25 16:30:00	1	1	0	0	0	0	0	1	0	0	0	0	2	0	0
2023-10-25 16:45:00	2	0	0	0	0	0	0	2	0	0	0	0	2	0	0
2023-10-25 17:00:00	0	1	0	0	0	0	0	0	0	0	0	0	0	0	0
2023-10-25 17:15:00	1	0	0	0	0	0	1	0	0	0	0	0	1	0	0
2023-10-25 17:30:00	1	0	0	0	0	0	0	0	0	0	0	0	0	0	0
2023-10-25 17:45:00	0	1	0	0	0	0	0	0	0	0	0	0	1	0	0
Total	14	6	0	0	0	0	6	6	0	0	0	4	16	0	0

Articulated Trucks

Leg Direction Start Time	Pleasant Street (Route 139) Westbound					Prospect Street Northbound					Pleasant Street (Route 139) Eastbound				
	Thru	Left	U-Turn	Peds CW	Peds CCW	Right	Left	U-Turn	Peds CW	Peds CCW	Right	Thru	U-Turn	Peds CW	Peds CCW
2023-10-25 07:00:00	0	0	0	0	0	0	0	0	0	0	0	0	0	0	0
2023-10-25 07:15:00	0	0	0	0	0	0	0	0	0	0	0	0	1	0	0
2023-10-25 07:30:00	0	1	0	0	0	0	0	0	0	0	0	0	0	0	0
2023-10-25 07:45:00	0	0	0	0	0	0	0	0	0	0	0	0	0	0	0
2023-10-25 08:00:00	0	0	0	0	0	0	0	0	0	0	0	0	0	0	0
2023-10-25 08:15:00	0	0	0	0	0	0	0	0	0	0	0	0	0	0	0
2023-10-25 08:30:00	0	0	0	0	0	0	0	0	0	0	0	0	0	0	0
2023-10-25 08:45:00	1	1	0	0	0	0	0	0	0	0	0	0	1	0	0
2023-10-25 16:00:00	0	0	0	0	0	0	0	0	0	0	0	0	0	0	0
2023-10-25 16:15:00	0	0	0	0	0	0	0	0	0	0	0	0	1	0	0
2023-10-25 16:30:00	0	0	0	0	0	0	0	0	0	0	0	0	0	0	0
2023-10-25 16:45:00	1	0	0	0	0	0	0	0	0	0	0	0	0	0	0
2023-10-25 17:00:00	0	0	0	0	0	0	0	0	0	0	0	0	0	0	0
2023-10-25 17:15:00	0	0	0	0	0	0	0	0	0	0	0	0	0	0	0
2023-10-25 17:30:00	0	0	0	0	0	0	0	0	0	0	0	0	0	0	0
2023-10-25 17:45:00	0	0	0	0	0	0	0	0	0	0	0	0	0	0	0
Total	2	2	0	0	0	0	0	0	0	0	0	0	3	0	0

Buses

Leg Direction Start Time	Pleasant Street (Route 139) Westbound					Prospect Street Northbound					Pleasant Street (Route 139) Eastbound				
	Thru	Left	U-Turn	Peds CW	Peds CCW	Right	Left	U-Turn	Peds CW	Peds CCW	Right	Thru	U-Turn	Peds CW	Peds CCW
2023-10-25 07:00:00	0	0	0	0	0	0	0	1	0	0	0	0	1	0	0
2023-10-25 07:15:00	0	0	0	0	0	0	0	0	0	0	0	0	0	0	0
2023-10-25 07:30:00	0	0	0	0	0	0	0	0	0	0	0	0	0	0	0
2023-10-25 07:45:00	1	0	0	0	0	0	0	0	0	0	0	0	1	0	0
2023-10-25 08:00:00	0	2	0	0	0	0	1	0	0	0	0	0	1	0	0
2023-10-25 08:15:00	0	1	0	0	0	0	1	0	0	0	0	0	0	0	0
2023-10-25 08:30:00	0	1	0	0	0	0	1	0	0	0	0	1	1	0	0
2023-10-25 08:45:00	0	0	0	0	0	0	0	0	0	0	0	0	1	0	0
2023-10-25 16:00:00	0	0	0	0	0	0	0	0	0	0	0	0	0	0	0
2023-10-25 16:15:00	0	1	0	0	0	0	0	0	0	0	0	1	0	0	0
2023-10-25 16:30:00	0	0	0	0	0	0	0	0	0	0	0	0	0	0	0
2023-10-25 16:45:00	0	0	0	0	0	0	0	0	0	0	0	0	0	0	0
2023-10-25 17:00:00	0	0	0	0	0	0	0	0	0	0	0	0	0	0	0
2023-10-25 17:15:00	0	0	0	0	0	0	0	0	0	0	0	0	0	0	0
2023-10-25 17:30:00	0	1	0	0	0	0	0	0	0	0	0	0	0	0	0
2023-10-25 17:45:00	0	0	0	0	0	0	0	0	0	0	0	0	0	0	0
Total	1	6	0	0	0	0	3	1	0	0	0	2	5	0	0

Pedestrians

Leg Direction Start Time	Pleasant Street (Route 139) Westbound					Prospect Street Northbound					Pleasant Street (Route 139) Eastbound				
	Thru	Left	U-Turn	Peds CW	Peds CCW	Right	Left	U-Turn	Peds CW	Peds CCW	Right	Thru	U-Turn	Peds CW	Peds CCW
2023-10-25 07:00:00	0	0	0	0	0	0	0	0	0	0	0	0	0	0	0
2023-10-25 07:15:00	0	0	0	0	0	0	0	0	0	1	0	0	0	0	0
2023-10-25 07:30:00	0	0	0	0	0	0	0	0	0	0	0	0	0	0	0
2023-10-25 07:45:00	0	0	0	0	0	0	0	0	0	0	0	0	0	0	0
2023-10-25 08:00:00	0	0	0	0	0	0	0	0	0	0	0	0	0	0	0
2023-10-25 08:15:00	0	0	0	0	0	0	0	0	0	1	1	0	0	0	0
2023-10-25 08:30:00	0	0	0	0	0	0	0	0	0	0	0	0	0	0	0
2023-10-25 08:45:00	0	0	0	0	0	0	0	0	0	0	0	0	0	0	0
2023-10-25 16:00:00	0	0	0	0	0	0	0	0	0	0	0	0	0	0	0
2023-10-25 16:15:00	0	0	0	0	0	0	0	0	0	0	0	0	0	0	0
2023-10-25 16:30:00	0	0	0	0	0	0	0	0	0	0	0	0	0	0	0
2023-10-25 16:45:00	0	0	0	0	0	0	0	0	0	2	0	0	0	0	0
2023-10-25 17:00:00	0	0	0	0	0	0	0	0	0	0	0	0	0	0	0
2023-10-25 17:15:00	0	0	0	0	0	0	0	0	0	0	0	0	0	0	0
2023-10-25 17:30:00	0	0	0	0	0	0	0	0	0	0	0	0	0	0	0
2023-10-25 17:45:00	0	0	0	0	0	0	0	0	0	0	0	0	0	0	0
Total	0	0	0	0	0	0	0	0	0	2	3	0	0	0	0

Bicycles on Road

Leg Direction Start Time	Pleasant Street (Route 139) Westbound					Prospect Street Northbound					Pleasant Street (Route 139) Eastbound				
	Thru	Left	U-Turn	Peds CW	Peds CCW	Right	Left	U-Turn	Peds CW	Peds CCW	Right	Thru	U-Turn	Peds CW	Peds CCW
2023-10-25 07:00:00	0	0	0	0	0	0	0	0	0	0	0	0	0	0	0
2023-10-25 07:15:00	0	0	0	0	0	0	0	0	0	0	0	0	0	0	0
2023-10-25 07:30:00	0	0	0	0	0	0	0	0	0	0	0	0	0	0	0
2023-10-25 07:45:00	0	0	0	0	0	0	0	1	0	0	0	0	0	0	0
2023-10-25 08:00:00	0	0	0	0	0	0	0	0	0	0	0	0	0	0	0
2023-10-25 08:15:00	0	0	0	0	0	0	0	0	0	0	0	0	0	0	0
2023-10-25 08:30:00	0	0	0	0	0	0	0	0	0	0	0	0	0	0	0
2023-10-25 08:45:00	0	0	0	0	0	0	0	0	0	0	0	0	0	0	0
2023-10-25 16:00:00	0	0	0	0	0	0	0	0	0	0	0	0	0	0	0
2023-10-25 16:15:00	0	0	0	0	0	0	0	0	0	0	0	0	0	0	0
2023-10-25 16:30:00	0	0	0	0	0	0	0	0	0	0	0	0	0	0	0
2023-10-25 16:45:00	0	0	0	0	0	0	0	0	0	0	0	0	0	0	0
2023-10-25 17:00:00	0	0	0	0	0	0	0	0	0	0	0	0	0	0	0
2023-10-25 17:15:00	0	0	0	0	0	0	0	0	0	0	0	0	0	0	0
2023-10-25 17:30:00	0	0	0	0	0	0	0	0	0	0	0	0	0	0	0
2023-10-25 17:45:00	0	0	0	0	0	0	0	0	0	0	0	0	0	0	0
Total	0	0	0	0	0	0	0	1	0	0	0	0	0	0	0

Total Volume Class Breakdown

Leg Direction Start Time	Pleasant Street (Route 139) Westbound				Prospect Street Northbound				Pleasant Street (Route 139) Eastbound				Int Total					
	Thru	Left	U-Turn	App Total	Peds CW	Peds CCW	Right	U-Turn	App Total	Peds CW	Peds CCW	Right		Thru	U-Turn	App Total	Peds CW	Peds CCW
2023-10-25 07:00:00	42	9	0	51	0	0	46	58	0	104	0	0	9	66	0	75	0	230
2023-10-25 07:15:00	35	16	0	51	0	0	26	47	0	73	1	0	9	83	0	72	0	196
2023-10-25 07:30:00	37	17	0	54	0	0	25	35	0	60	0	0	4	65	0	69	0	183
2023-10-25 07:45:00	35	25	0	60	0	0	29	27	0	56	0	0	9	67	0	76	0	192
2023-10-25 08:00:00	48	25	0	73	0	0	29	16	0	45	0	0	11	67	0	78	0	196
2023-10-25 08:15:00	37	38	0	75	0	0	27	6	0	33	1	1	7	63	0	70	0	178
2023-10-25 08:30:00	35	25	0	60	0	0	26	14	0	40	0	0	8	58	0	66	0	166
2023-10-25 08:45:00	37	14	0	51	0	0	23	18	0	41	0	0	7	58	0	65	0	157
2023-10-25 16:00:00	46	32	1	79	0	0	34	21	0	55	0	0	30	70	0	100	0	234
2023-10-25 16:15:00	50	41	0	91	0	0	36	31	0	67	0	0	33	56	0	89	0	247
2023-10-25 16:30:00	32	43	0	75	0	0	34	21	0	55	0	0	44	52	0	96	0	226
2023-10-25 16:45:00	49	46	0	95	0	0	38	18	0	56	0	2	39	83	0	122	0	273
2023-10-25 17:00:00	51	47	0	98	0	0	30	22	0	52	0	0	27	68	0	95	0	245
2023-10-25 17:15:00	57	51	0	108	0	0	45	27	0	72	0	0	38	57	0	95	0	275
2023-10-25 17:30:00	56	49	0	105	0	0	28	41	0	69	0	0	33	54	0	87	0	261
2023-10-25 17:45:00	38	45	0	83	0	0	33	30	0	63	0	0	30	53	0	83	0	229
Grand Total	685	523	1	1209	0	0	509	432	0	941	2	3	338	1000	0	1338	0	3488
% Approach	56.7%	43.3%	0.1%				54.1%	45.9%	0.0%				25.3%	74.7%	0.0%			
% Total	19.6%	15.0%	0.0%	34.7%			14.6%	12.4%	0.0%	27.0%			9.7%	28.7%	0.0%	38.4%		
Motorcycles	0	1	0	1			0	3	0	3			4	3	0	7		11
% Motorcycles	0.0%	0.2%	0.0%	0.1%			0.0%	0.7%	0.0%	0.3%			1.2%	0.3%	0.0%	0.5%		0.3%
Cars	668	508	1	1177			500	421	0	921			326	973	0	1301		3399
% Cars	97.5%	97.1%	100.0%	97.4%			98.2%	97.5%	0.0%	97.9%			97.0%	97.3%	0.0%	97.2%		97.4%
Single-Unit Trucks	14	6	0	20			6	6	0	12			4	16	0	20		52
% Single-Unit Trucks	2.0%	1.1%	0.0%	1.7%			1.2%	1.4%	0.0%	1.3%			1.2%	1.6%	0.0%	1.5%		1.5%
Articulated Trucks	2	2	0	4			0	0	0	0			0	3	0	3		7
% Articulated Trucks	0.3%	0.4%	0.0%	0.3%			0.0%	0.0%	0.0%	0.0%			0.0%	0.3%	0.0%	0.2%		0.2%
Buses	1	6	0	7			3	1	0	4			2	5	0	7		18
% Buses	0.1%	1.1%	0.0%	0.6%			0.0%	0.2%	0.0%	0.4%			0.6%	0.5%	0.0%	0.5%		0.5%
Bicycles on Road	0	0	0	0			0	1	0	1			0	0	0	0		1
% Bicycles on Road	0.0%	0.0%	0.0%	0.0%			0.0%	0.2%	0.0%	0.1%			0.0%	0.0%	0.0%	0.0%		0.0%
Pedestrians					0	0					2	3					0	0
% Pedestrians					0.0%	0.0%					100.0%	100.0%					0.0%	0.0%
Bicycles on Crosswalk					0	0					0	0					0	0
% Bicycles on Crosswalk					0.0%	0.0%					0.0%	0.0%					0.0%	0.0%

AM Peak Class Breakdown

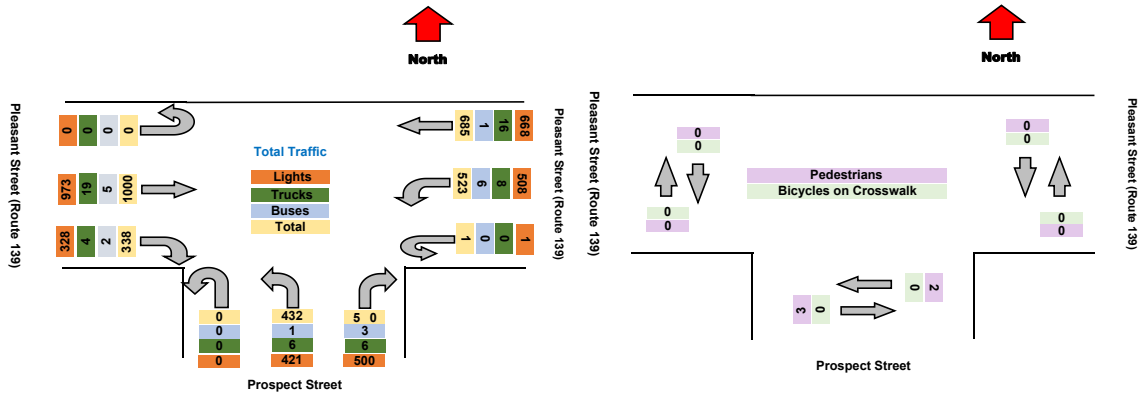
Leg Direction Start Time	Pleasant Street (Route 139) Westbound				Prospect Street Northbound				Pleasant Street (Route 139) Eastbound				Int Total						
	Thru	Left	U-Turn	App Total	Peds CW	Peds CCW	Right	Left	U-Turn	App Total	Peds CW	Peds CCW		Right	Thru	U-Turn	App Total	Peds CW	Peds CCW
	2023-10-25 07:00:00	42	9	0	51	0	0	46	58	0	104	0		0	9	66	0	75	0
2023-10-25 07:15:00	35	16	0	51	0	0	26	47	0	73	1	0	9	63	0	72	0	0	196
2023-10-25 07:30:00	37	17	0	54	0	0	25	35	0	60	0	0	4	65	0	69	0	0	183
2023-10-25 07:45:00	35	25	0	60	0	0	29	27	0	56	0	0	9	67	0	76	0	0	192
Grand Total	149	67	0	216	0	0	126	167	0	293	1	0	31	261	0	292	0	0	801
% Approach	69.0%	31.0%	0.0%				43.0%	57.0%	0.0%				10.6%	89.4%	0.0%				
% Total	18.6%	8.4%	0.0%	27.0%			15.7%	20.8%	0.0%	36.6%			3.9%	32.0%	0.0%	36.5%			
PHF	0.887	0.670	0.000	0.900			0.685	0.720	0.000	0.704			0.861	0.974	0.000	0.861			0.871
Motorcycles	0	0	0	0			0	0	0	0			0	0	0	0			0
% Motorcycles	0.0%	0.0%	0.0%	0.0%			0.0%	0.0%	0.0%	0.0%			0.0%	0.0%	0.0%	0.0%			0.0%
Cars	144	66	0	210			123	164	0	287			29	253	0	282			779
% Cars	96.6%	98.5%	0.0%	97.2%			97.6%	98.2%	0.0%	98.0%			93.5%	96.9%	0.0%	96.6%			97.3%
Single-Unit Trucks	4	0	0	4			3	1	0	4			2	5	0	7			15
% Single-Unit Trucks	2.7%	0.0%	0.0%	1.9%			2.4%	0.6%	0.0%	1.4%			6.5%	1.9%	0.0%	2.4%			1.9%
Articulated Trucks	0	1	0	1			0	0	0	0			0	1	0	1			2
% Articulated Trucks	0.0%	1.5%	0.0%	0.5%			0.0%	0.0%	0.0%	0.0%			0.0%	0.4%	0.0%	0.3%			0.2%
Buses	1	0	0	1			0	1	0	1			0	2	0	2			4
% Buses	0.7%	0.0%	0.0%	0.5%			0.0%	0.6%	0.0%	0.3%			0.0%	0.8%	0.0%	0.7%			0.5%
Bicycles on Road	0	0	0	0			0	1	0	1			0	0	0	0			1
% Bicycles on Road	0.0%	0.0%	0.0%	0.0%			0.0%	0.6%	0.0%	0.3%			0.0%	0.0%	0.0%	0.0%			0.1%
Pedestrians					0	0					1	0					0	0	
% Pedestrians					0.0%	0.0%					100.0%	0.0%					0.0%	0.0%	
Bicycles on Crosswalk					0	0					0	0					0	0	
% Bicycles on Crosswalk					0.0%	0.0%					0.0%	0.0%					0.0%	0.0%	

PM Peak Class Breakdown

Leg Direction	Pleasant Street (Route 139)				Prospect Street				Pleasant Street (Route 139)				Int Total							
	Westbound		Eastbound		Northbound		Southbound		Eastbound		Westbound									
	Thru	U-Turn	App Total	Peds CW	Peds CCW	Right	Left	U-Turn	App Total	Peds CW	Peds CCW	Right		Thru	U-Turn	App Total	Peds CW	Peds CCW		
Start Time	2023-10-25 16:45:00	49	46	0	95	0	0	38	18	0	56	0	2	39	83	0	122	0	0	273
	2023-10-25 17:00:00	51	47	0	98	0	0	30	22	0	52	0	0	27	68	0	95	0	0	245
	2023-10-25 17:15:00	57	51	0	108	0	0	45	27	0	72	0	0	38	57	0	95	0	0	275
	2023-10-25 17:30:00	56	49	0	105	0	0	28	41	0	69	0	0	33	54	0	87	0	0	261
Grand Total		213	193	0	406	0	0	141	108	0	249	0	2	137	262	0	399	0	0	1054
% Approach		52.5%	47.5%	0.0%				56.6%	43.4%	0.0%				34.3%	65.7%	0.0%				
% Total		20.2%	18.3%	0.0%	38.5%			13.4%	10.2%	0.0%	23.6%			13.0%	24.9%	0.0%	37.9%			
PHF		0.934	0.946	0.000	0.940			0.783	0.659	0.000	0.865			0.878	0.789	0.000	0.818			0.958
Motorcycles		0	0	0	0			0	0	0	0			2	1	0	3			3
% Motorcycles		0.0%	0.0%	0.0%	0.0%			0.0%	0.0%	0.0%	0.0%			1.5%	0.4%	0.0%	0.8%			0.3%
Cars		208	191	0	399			140	106	0	246			135	258	0	393			1038
% Cars		97.7%	99.0%	0.0%	98.3%			99.3%	98.1%	0.0%	98.8%			98.5%	98.5%	0.0%	98.5%			98.5%
Single-Unit Trucks		4	1	0	5			1	2	0	3			0	3	0	3			11
% Single-Unit Trucks		1.9%	0.5%	0.0%	1.2%			0.7%	1.9%	0.0%	1.2%			0.0%	1.1%	0.0%	0.8%			1.0%
Articulated Trucks		1	0	0	1			0	0	0	0			0	0	0	0			1
% Articulated Trucks		0.5%	0.0%	0.0%	0.2%			0.0%	0.0%	0.0%	0.0%			0.0%	0.0%	0.0%	0.0%			0.1%
Buses		0	1	0	1			0	0	0	0			0	0	0	0			1
% Buses		0.0%	0.5%	0.0%	0.2%			0.0%	0.0%	0.0%	0.0%			0.0%	0.0%	0.0%	0.0%			0.1%
Bicycles on Road		0	0	0	0			0	0	0	0			0	0	0	0			0
% Bicycles on Road		0.0%	0.0%	0.0%	0.0%			0.0%	0.0%	0.0%	0.0%			0.0%	0.0%	0.0%	0.0%			0.0%
Pedestrians						0	0					0	2					0	0	
% Pedestrians						0.0%	0.0%					0.0%	100.0%					0.0%	0.0%	
Bicycles on Crosswalk						0	0					0	0					0	0	
% Bicycles on Crosswalk						0.0%	0.0%					0.0%	0.0%					0.0%	0.0%	

For Print

Turning Movement Data Plot

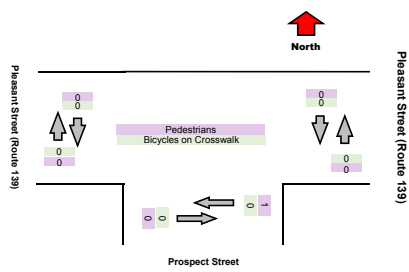
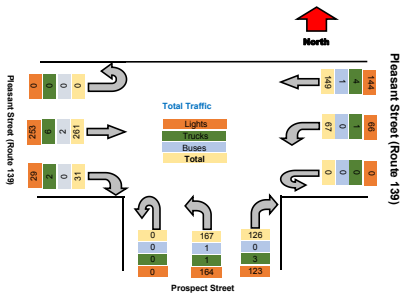


For Print

Turning Movement Peak Hour Data (AM)

7:00:00 AM

Leg Direction	Pleasant Street (Route 139) Westbound						Prospect Street Northbound						Pleasant Street (Route 139) Eastbound						Total
	Thru	Left	U-Turn	App Total	Peds CW	Peds CCW	Right	Left	U-Turn	App Total	Peds CW	Peds CCW	Right	Thru	U-Turn	App Total	Peds CW	Peds CCW	
7:00:00 AM	42	9	0	51	0	0	46	58	0	104	0	0	9	66	0	75	0	0	230
7:15:00 AM	35	16	0	51	0	0	26	47	0	73	1	0	9	63	0	72	0	0	196
7:30:00 AM	37	17	0	54	0	0	25	35	0	60	0	0	4	65	0	69	0	0	183
7:45:00 AM	35	25	0	60	0	0	29	27	0	56	0	0	9	67	0	76	0	0	192
Grand Total	149	67	0	216	0	0	126	167	0	293	1	0	31	261	0	292	0	0	801
% Approach	69.0%	31.0%	0.0%	0.0%	0.0%	0.0%	43.0%	57.0%	0.0%	0.0%	0.0%	0.0%	10.6%	89.4%	0.0%	0.0%	0.0%	0.0%	0.0%
% Total	18.6%	8.4%	0.0%	27.0%	0.0%	0.0%	15.7%	20.8%	0.0%	36.6%	0.0%	0.0%	3.9%	32.8%	0.0%	36.5%	0.0%	0.0%	0.0%
PHF	0.887	0.670	0.000	0.900	0.000	0.000	0.685	0.720	0.000	0.704	0.000	0.000	0.861	0.974	0.000	0.961	0.000	0.000	0.871
Lights	144	66	0	210	0	0	123	164	0	287	0	0	29	253	0	282	0	0	779
% Lights	96.6%	98.5%	0.0%	97.2%	0.0%	0.0%	97.6%	98.2%	0.0%	98.0%	0.0%	0.0%	93.5%	96.9%	0.0%	96.6%	0.0%	0.0%	97.3%
Trucks	4	1	0	5	0	0	3	1	0	4	0	0	2	6	0	8	0	0	17
% Trucks	2.7%	1.5%	0.0%	2.3%	0.0%	0.0%	2.4%	0.6%	0.0%	1.4%	0.0%	0.0%	6.5%	2.3%	0.0%	2.7%	0.0%	0.0%	2.1%
Buses	1	0	0	1	0	0	0	1	0	1	0	0	0	2	0	2	0	0	4
% Buses	0.7%	0.0%	0.0%	0.5%	0.0%	0.0%	0.0%	0.6%	0.0%	0.3%	0.0%	0.0%	0.0%	0.8%	0.0%	0.7%	0.0%	0.0%	0.5%
Pedestrians	0	0	0	0	0	0	0	0	0	1	0	0	0	0	0	0	0	0	0
% Pedestrians	0.0%	0.0%	0.0%	0.0%	0.0%	0.0%	0.0%	0.0%	0.0%	0.0%	100.0%	0.0%	0.0%	0.0%	0.0%	0.0%	0.0%	0.0%	0.0%
Bicycles on Crosswalk	0	0	0	0	0	0	0	0	0	0	0	0	0	0	0	0	0	0	0
% Bicycles on Crosswalk	0.0%	0.0%	0.0%	0.0%	0.0%	0.0%	0.0%	0.0%	0.0%	0.0%	0.0%	0.0%	0.0%	0.0%	0.0%	0.0%	0.0%	0.0%	0.0%



For Print

Turning Movement Peak Hour Data (PM)
4:45:00 PM

Leg	Pleasant Street (Route 139)								Prospect Street								Pleasant Street (Route 139)								Total
	Westbound				Northbound				Eastbound				Westbound												
Direction	Thru	Left	U-Turn	App Total	Peds CW	Peds CCW	Right	Left	U-Turn	App Total	Peds CW	Peds CCW	Right	Thru	U-Turn	App Total	Peds CW	Peds CCW	Total						
4:45:00 PM	49	46	0	95	0	0	38	18	0	56	0	2	39	83	0	122	0	0	273						
5:00:00 PM	51	47	0	98	0	0	30	22	0	52	0	0	27	68	0	95	0	0	245						
5:15:00 PM	57	51	0	108	0	0	45	27	0	72	0	0	38	57	0	95	0	0	275						
5:30:00 PM	56	49	0	105	0	0	28	41	0	69	0	0	33	54	0	87	0	0	261						
Grand Total	213	193	0	406	0	0	141	108	0	249	0	2	137	262	0	399	0	0	1054						
% Approach	52.5%	47.5%	0.0%	0.0%	0.0%	0.0%	56.6%	43.4%	0.0%	0.0%	0.0%	0.0%	34.3%	65.7%	0.0%	0.0%	0.0%	0.0%	0.0%						
% Total	20.2%	18.3%	0.0%	38.5%	0.0%	0.0%	13.4%	10.2%	0.0%	23.6%	0.0%	0.0%	13.0%	24.9%	0.0%	37.9%	0.0%	0.0%	0.0%						
PHF	0.934	0.946	0.000	0.940	0.000	0.000	0.783	0.659	0.000	0.865	0.000	0.000	0.878	0.789	0.000	0.818	0.000	0.000	0.958						
Lights	208	191	0	399	0	0	140	106	0	246	0	0	135	258	0	393	0	0	1038						
% Lights	97.7%	99.0%	0.0%	98.3%	0.0%	0.0%	99.3%	98.1%	0.0%	98.8%	0.0%	0.0%	98.5%	98.5%	0.0%	98.5%	0.0%	0.0%	98.5%						
Trucks	5	1	0	6	0	0	1	2	0	3	0	0	0	3	0	3	0	0	12						
% Trucks	2.3%	0.5%	0.0%	1.5%	0.0%	0.0%	0.7%	1.9%	0.0%	1.2%	0.0%	0.0%	0.0%	1.1%	0.0%	0.8%	0.0%	0.0%	1.1%						
Buses	0	1	0	1	0	0	0	0	0	0	0	0	0	0	0	0	0	0	1						
% Buses	0.0%	0.5%	0.0%	0.2%	0.0%	0.0%	0.0%	0.0%	0.0%	0.0%	0.0%	0.0%	0.0%	0.0%	0.0%	0.0%	0.0%	0.0%	0.1%						
Pedestrians	0	0	0	0	0	0	0	0	0	0	2	0	0	0	0	0	0	0	0						
% Pedestrians	0.0%	0.0%	0.0%	0.0%	0.0%	0.0%	0.0%	0.0%	0.0%	0.0%	100.0%	0.0%	0.0%	0.0%	0.0%	0.0%	0.0%	0.0%	0.0%						
Bicycles on Crosswalk	0	0	0	0	0	0	0	0	0	0	0	0	0	0	0	0	0	0	0						
% Bicycles on Crosswalk	0.0%	0.0%	0.0%	0.0%	0.0%	0.0%	0.0%	0.0%	0.0%	0.0%	0.0%	0.0%	0.0%	0.0%	0.0%	0.0%	0.0%	0.0%	0.0%						

