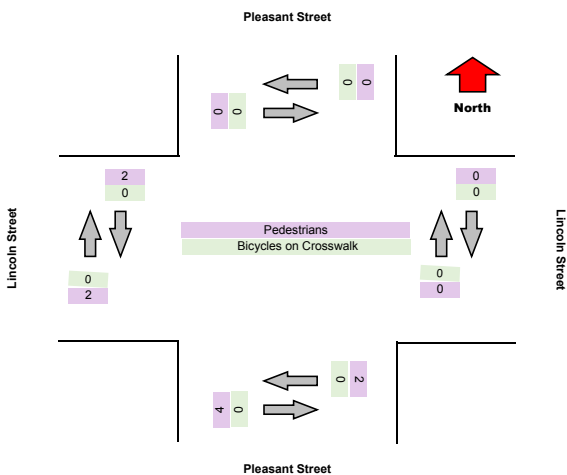
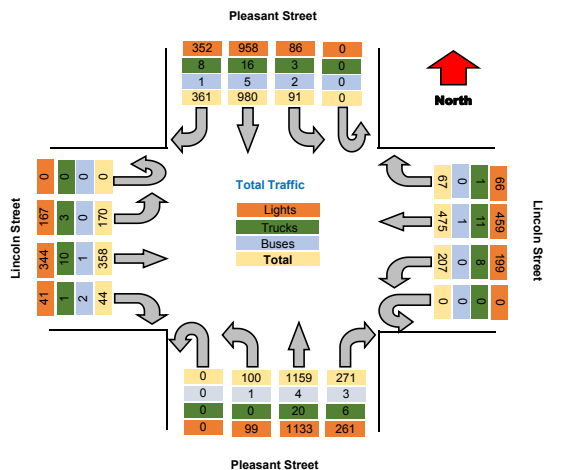


Summary

Turning Movement Data Plot

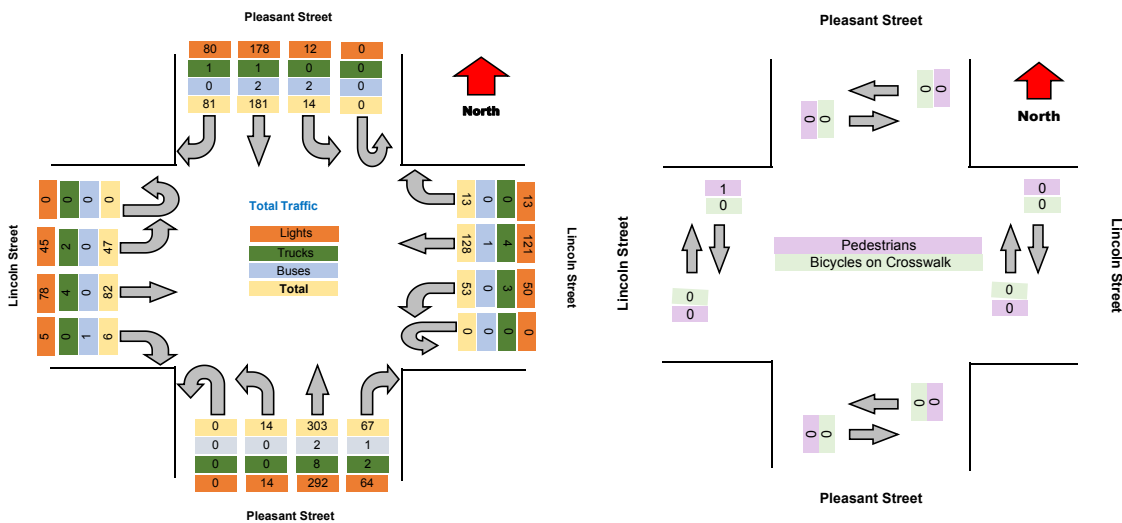


Summary

Turning Movement Peak Hour Data (AM)

7:15:00 AM

Leg Direction	Pleasant Street Southbound						Lincoln Street Westbound						Pleasant Street Northbound						Lincoln Street Eastbound						Total
	Right	Thru	Left	U-Turn	App Total	Peds C/W	Right	Thru	Left	U-Turn	App Total	Peds C/W	Right	Thru	Left	U-Turn	App Total	Peds C/W	Right	Thru	Left	U-Turn	App Total	Peds C/W	
7:15:00 AM	32	40	4	0	76	0	3	43	10	0	56	0	14	81	3	0	98	0	2	27	9	0	38	0	268
7:30:00 AM	21	36	5	0	62	0	1	34	17	0	52	0	18	63	5	0	86	0	1	17	11	0	29	0	229
7:45:00 AM	14	51	4	0	69	0	2	29	8	0	39	0	16	82	3	0	101	0	2	16	13	0	31	0	240
8:00:00 AM	14	54	1	0	69	0	7	22	18	0	47	0	19	77	3	0	99	0	1	22	14	0	37	0	282
Grand Total	81	181	14	0	276	0	13	121	53	0	184	0	64	292	14	0	370	0	5	78	45	0	128	0	962
% Approach	29.3%	65.6%	5.1%	0.0%	0.0%	0.0%	6.7%	68.0%	27.3%	0.0%	0.0%	0.0%	17.4%	78.9%	3.6%	0.0%	0.0%	0.0%	4.4%	60.7%	34.8%	0.0%	0.0%	0.0%	0.0%
% Total	8.2%	18.3%	1.4%	0.0%	27.9%	0.0%	1.3%	12.5%	5.4%	0.0%	19.6%	0.0%	6.8%	30.6%	1.4%	0.0%	38.8%	0.0%	0.6%	8.3%	4.8%	0.0%	13.7%	0.0%	0.0%
PHF	0.833	0.838	0.700	0.000	0.908	0.000	0.464	0.744	0.738	0.000	0.866	0.000	0.882	0.924	0.700	0.000	0.950	0.000	0.750	0.759	0.839	0.000	0.888	0.000	0.923
Lights	80	178	12	0	270	0	13	121	50	0	184	0	64	292	14	0	370	0	5	78	45	0	128	0	962
% Lights	98.8%	98.3%	85.7%	0.0%	97.8%	0.0%	100.0%	84.5%	84.3%	0.0%	84.8%	0.0%	85.6%	98.4%	100.0%	0.0%	96.4%	0.0%	83.3%	95.1%	95.7%	0.0%	94.8%	0.0%	96.3%
Trucks	1	1	0	0	2	0	0	4	3	0	7	0	2	8	0	0	10	0	0	4	2	0	6	0	25
% Trucks	1.2%	0.6%	0.0%	0.0%	0.7%	0.0%	0.0%	3.1%	5.7%	0.0%	3.8%	0.0%	3.0%	2.6%	0.0%	0.0%	2.6%	0.0%	0.0%	4.9%	4.3%	0.0%	4.4%	0.0%	2.6%
Buses	0	2	2	0	4	0	0	1	0	0	1	0	1	2	0	0	3	0	1	0	0	0	1	0	5
% Buses	0.0%	1.1%	14.3%	0.0%	1.4%	0.0%	0.0%	0.8%	0.0%	0.0%	0.5%	0.0%	1.5%	0.7%	0.0%	0.0%	0.8%	0.0%	16.7%	0.0%	0.0%	0.0%	0.7%	0.0%	0.9%
Pedestrians	0	0	0	0	0	0	0	0	0	0	0	0	0	0	0	0	0	0	0	0	0	0	0	0	1
% Pedestrians	0.0%	0.0%	0.0%	0.0%	0.0%	0.0%	0.0%	0.0%	0.0%	0.0%	0.0%	0.0%	0.0%	0.0%	0.0%	0.0%	0.0%	0.0%	0.0%	0.0%	0.0%	0.0%	0.0%	0.0%	0.4%
Bicycles on Crosswalk	0	0	0	0	0	0	0	0	0	0	0	0	0	0	0	0	0	0	0	0	0	0	0	0	0
% Bicycles on Crosswalk	0.0%	0.0%	0.0%	0.0%	0.0%	0.0%	0.0%	0.0%	0.0%	0.0%	0.0%	0.0%	0.0%	0.0%	0.0%	0.0%	0.0%	0.0%	0.0%	0.0%	0.0%	0.0%	0.0%	0.0%	0.0%

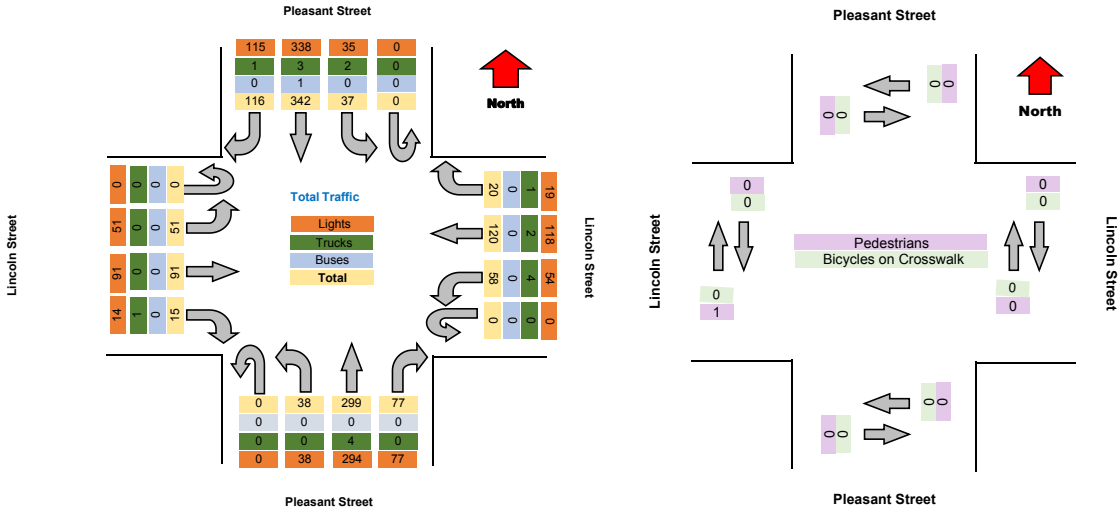


Summary

Turning Movement Peak Hour Data (PM)

4:45:00 PM

Leg Direction	Pleasant Street Southbound						Lincoln Street Westbound						Pleasant Street Northbound						Lincoln Street Eastbound						Total				
	Right	Thru	Left	U-Turn	App Total	Peds/CW	Peds/CCW	Right	Thru	Left	U-Turn	App Total	Peds/CW	Peds/CCW	Right	Thru	Left	U-Turn	App Total	Peds/CW	Peds/CCW	Right	Thru	Left		U-Turn	App Total	Peds/CW	Peds/CCW
4:45:00 PM	29	86	7	0	122	0	0	9	28	12	0	49	0	0	21	95	7	0	123	0	0	2	27	16	0	45	1	0	339
5:00:00 PM	21	77	11	0	109	0	0	4	32	14	0	50	0	0	16	77	7	0	100	0	0	5	20	12	0	37	0	0	296
5:15:00 PM	28	84	9	0	121	0	0	4	31	20	0	55	0	0	27	86	13	0	106	0	0	3	24	13	0	40	0	0	322
5:30:00 PM	38	95	10	0	143	0	0	3	29	12	0	44	0	0	13	61	11	0	85	0	0	5	20	10	0	35	0	0	367
Grand Total	116	342	37	0	495	0.0%	0.0%	20	120	54	0	174	0.0%	0.0%	77	294	38	0	409	0.0%	0.0%	14	91	51	0	157	0.0%	0.0%	1244
% Approach	23.4%	69.1%	7.5%	0.0%	0.0%	0.0%	10.1%	60.0%	29.3%	0.0%	0.0%	16.6%	72.2%	9.2%	0.0%	0.0%	0.0%	0.0%	0.0%	0.0%	0.0%	9.6%	58.0%	32.5%	0.0%	0.0%	0.0%	0.0%	
% Total	9.2%	27.1%	2.9%	0.0%	39.2%	0.0%	0.0%	1.6%	9.5%	4.6%	0.0%	15.7%	0.0%	0.0%	6.1%	23.7%	3.0%	0.0%	32.8%	0.0%	0.0%	1.2%	7.2%	4.0%	0.0%	12.4%	0.0%	0.0%	
PHF	0.763	0.900	0.841	0.000	0.866	0.000	0.000	0.556	0.938	0.725	0.000	0.900	0.000	0.000	0.713	0.787	0.731	0.000	0.841	0.000	0.000	0.750	0.843	0.797	0.000	0.872	0.000	0.000	0.932
Lights	115	338	35	0	488	0.0%	0.0%	19	118	54	0	191	0.0%	0.0%	77	294	38	0	409	0.0%	0.0%	14	91	51	0	156	0.0%	0.0%	1244
% Lights	99.1%	98.8%	94.6%	0.0%	98.6%	0.0%	0.0%	95.0%	98.3%	93.1%	0.0%	96.5%	0.0%	0.0%	100.0%	98.3%	100.0%	0.0%	98.8%	0.0%	0.0%	93.3%	100.0%	100.0%	0.0%	99.4%	0.0%	0.0%	98.4%
Trucks	1	3	2	0	6	0.0%	0.0%	1	2	4	0	7	0.0%	0.0%	0	4	0	0	4	0.0%	0.0%	1	0	0	0	1	0.0%	0.0%	18
% Trucks	0.9%	0.9%	5.4%	0.0%	1.2%	0.0%	0.0%	5.0%	1.7%	6.9%	0.0%	3.9%	0.0%	0.0%	0.0%	1.3%	0.0%	0.0%	1.0%	0.0%	0.0%	6.7%	0.0%	0.0%	0.0%	0.6%	0.0%	0.0%	1.4%
Buses	0	1	0	0	1	0.0%	0.0%	0	0	0	0	0	0.0%	0.0%	0	0	0	0	0	0.0%	0.0%	0	0	0	0	0	0.0%	0.0%	1
% Buses	0.0%	0.3%	0.0%	0.0%	0.2%	0.0%	0.0%	0.0%	0.0%	0.0%	0.0%	0.0%	0.0%	0.0%	0.0%	0.0%	0.0%	0.0%	0.0%	0.0%	0.0%	0.0%	0.0%	0.0%	0.0%	0.0%	0.0%	0.0%	0.1%
Pedestrians	0	0	0	0	0	0.0%	0.0%	0	0	0	0	0	0.0%	0.0%	0	0	0	0	0	0.0%	0.0%	0	0	0	0	0	0.0%	0.0%	1
% Pedestrians	0.0%	0.0%	0.0%	0.0%	0.0%	0.0%	0.0%	0.0%	0.0%	0.0%	0.0%	0.0%	0.0%	0.0%	0.0%	0.0%	0.0%	0.0%	0.0%	0.0%	0.0%	0.0%	0.0%	0.0%	0.0%	0.0%	0.0%	0.0%	0.0%
Bicycles on Crosswalk	0	0	0	0	0	0.0%	0.0%	0	0	0	0	0	0.0%	0.0%	0	0	0	0	0	0.0%	0.0%	0	0	0	0	0	0.0%	0.0%	0
% Bicycles on Crosswalk	0.0%	0.0%	0.0%	0.0%	0.0%	0.0%	0.0%	0.0%	0.0%	0.0%	0.0%	0.0%	0.0%	0.0%	0.0%	0.0%	0.0%	0.0%	0.0%	0.0%	0.0%	0.0%	0.0%	0.0%	0.0%	0.0%	0.0%	0.0%	0.0%



Motorcycles

Leg Direction Start Time	Pleasant Street Southbound Right					Lincoln Street Westbound Right					Pleasant Street Northbound Right					Lincoln Street Eastbound Right					
	Thru	Left	U-Turn	Peds CW	Peds CCW	Thru	Left	U-Turn	Peds CW	Peds CCW	Thru	Left	U-Turn	Peds CW	Peds CCW	Thru	Left	U-Turn	Peds CW	Peds CCW	
2023-10-25 07:00:00	0	0	0	0	0	0	0	0	0	0	0	0	0	0	0	0	0	0	0	0	0
2023-10-25 07:15:00	0	0	0	0	0	0	1	0	0	0	0	0	0	0	0	0	0	0	0	0	0
2023-10-25 07:30:00	0	0	0	0	0	0	0	0	0	0	0	0	0	0	0	0	0	0	0	0	0
2023-10-25 07:45:00	0	0	0	0	0	0	0	0	0	0	0	0	0	0	0	0	0	0	0	0	0
2023-10-25 08:00:00	0	0	0	0	0	0	0	0	0	0	0	0	0	0	0	1	0	0	0	0	0
2023-10-25 08:15:00	0	0	0	0	0	0	0	0	0	0	0	0	0	0	0	0	0	0	0	1	0
2023-10-25 08:30:00	0	0	0	0	0	0	2	0	0	0	0	0	0	0	0	0	0	0	0	0	0
2023-10-25 08:45:00	0	0	0	0	0	0	0	0	0	0	0	0	0	0	0	0	0	0	0	0	0
2023-10-25 16:00:00	0	0	0	0	0	0	0	0	0	0	0	1	0	0	0	0	0	0	0	0	0
2023-10-25 16:15:00	0	0	0	0	0	0	0	0	0	0	0	0	0	0	0	0	0	0	0	0	0
2023-10-25 16:30:00	0	1	0	0	0	0	0	0	0	0	0	0	0	0	0	0	1	0	0	0	0
2023-10-25 16:45:00	0	0	0	0	0	0	0	0	0	0	0	0	1	0	0	0	0	0	0	0	0
2023-10-25 17:00:00	0	0	0	0	0	0	0	0	0	0	0	0	0	0	0	0	0	0	0	0	0
2023-10-25 17:15:00	0	0	0	0	0	0	0	0	0	0	0	0	0	0	0	0	0	0	0	0	0
2023-10-25 17:30:00	0	0	0	0	0	0	0	0	0	0	0	0	0	0	0	0	0	0	0	0	0
2023-10-25 17:45:00	0	0	0	0	0	0	0	0	0	0	0	0	0	0	0	0	0	0	0	0	0
Total	0	1	0	0	0	0	3	0	0	0	0	1	2	0	0	0	0	0	0	2	0

Cars

Leg Direction Start Time	Pleasant Street Southbound					Lincoln Street Westbound					Pleasant Street Northbound					Lincoln Street Eastbound								
	Thru	Left	U-Turn	Peds CW	Peds CCW	Thru	Left	U-Turn	Peds CW	Peds CCW	Thru	Left	U-Turn	Peds CW	Peds CCW	Thru	Left	U-Turn	Peds CW	Peds CCW				
2023-10-25 07:00:00	19	33	1	0	0	0	4	24	16	0	0	0	7	94	7	0	0	0	0	0	0			
2023-10-25 07:15:00	32	40	3	0	0	0	3	40	8	0	0	0	14	76	3	0	0	0	2	26	7	0	0	0
2023-10-25 07:30:00	21	35	5	0	0	0	1	33	16	0	0	0	16	63	5	0	0	0	1	15	11	0	0	0
2023-10-25 07:45:00	13	51	3	0	0	0	2	27	8	0	0	0	16	80	3	0	0	0	1	15	13	0	0	0
2023-10-25 08:00:00	14	52	1	0	0	0	7	21	18	0	0	0	18	73	3	0	0	0	1	22	14	0	0	0
2023-10-25 08:15:00	16	57	8	0	0	0	8	25	16	0	0	0	13	72	3	0	0	0	2	18	8	0	0	0
2023-10-25 08:30:00	16	47	5	0	0	0	7	30	11	0	0	0	16	65	4	0	0	0	1	18	12	0	0	0
2023-10-25 08:45:00	10	30	2	0	0	0	3	29	15	0	0	0	17	59	3	0	0	0	1	17	7	0	0	0
2023-10-25 16:00:00	20	64	9	0	0	0	3	28	14	0	0	0	22	75	7	0	0	0	5	40	5	0	0	0
2023-10-25 16:15:00	34	75	5	0	0	0	3	26	9	0	0	0	17	58	8	0	0	0	2	33	7	0	0	0
2023-10-25 16:30:00	18	65	2	0	0	0	4	29	7	0	0	0	19	56	6	0	0	0	4	20	9	0	0	0
2023-10-25 16:45:00	28	85	7	0	0	0	9	28	9	0	0	0	21	92	7	0	0	0	2	27	16	0	0	0
2023-10-25 17:00:00	21	76	11	0	0	0	3	32	14	0	0	0	16	77	7	0	0	0	5	20	12	0	0	0
2023-10-25 17:15:00	28	83	7	0	0	0	4	31	20	0	0	0	27	64	13	0	0	0	3	24	13	0	0	0
2023-10-25 17:30:00	38	94	10	0	0	0	3	27	11	0	0	0	13	61	11	0	0	0	4	20	10	0	0	0
2023-10-25 17:45:00	24	71	7	0	0	0	2	29	7	0	0	0	9	68	9	0	0	0	7	16	15	0	0	0
Total	352	958	86	0	0	0	66	459	199	0	0	0	261	1133	99	0	0	0	41	344	167	0	0	0

Single-Unit Trucks

Leg Direction Start Time	Pleasant Street Southbound Right					Lincoln Street Westbound Right					Pleasant Street Northbound Right					Lincoln Street Eastbound Right				
	Thru	Left	U-Turn	Peds CW	Peds CCW	Thru	Left	U-Turn	Peds CW	Peds CCW	Thru	Left	U-Turn	Peds CW	Peds CCW	Thru	Left	U-Turn	Peds CW	Peds CCW
2023-10-25 07:00:00	1	1	0	0	0	0	0	0	0	0	0	2	0	0	0	0	0	0	0	0
2023-10-25 07:15:00	0	0	0	0	0	0	1	2	0	0	0	4	0	0	0	0	1	2	0	0
2023-10-25 07:30:00	0	0	0	0	0	0	1	1	0	0	2	0	0	0	0	0	2	0	0	0
2023-10-25 07:45:00	1	0	0	0	0	0	2	0	0	0	0	1	0	0	0	0	1	0	0	0
2023-10-25 08:00:00	0	0	0	0	0	0	0	0	0	0	0	2	0	0	0	0	0	0	0	0
2023-10-25 08:15:00	1	1	1	0	0	0	0	0	0	0	0	0	0	0	0	0	2	0	0	0
2023-10-25 08:30:00	1	2	0	0	0	0	1	1	0	0	0	0	0	0	0	0	0	0	0	0
2023-10-25 08:45:00	0	2	0	0	0	0	1	0	0	0	0	1	0	0	0	0	0	0	0	0
2023-10-25 16:00:00	0	1	0	0	0	0	0	0	0	0	2	1	0	0	0	0	2	0	0	0
2023-10-25 16:15:00	0	1	0	0	0	0	2	0	0	0	0	1	0	0	0	0	1	0	0	0
2023-10-25 16:30:00	2	1	0	0	0	0	0	0	0	0	2	0	0	0	0	0	0	1	0	0
2023-10-25 16:45:00	1	1	0	0	0	0	0	2	0	0	0	2	0	0	0	0	0	0	0	0
2023-10-25 17:00:00	0	1	0	0	0	0	1	0	0	0	0	0	0	0	0	0	0	0	0	0
2023-10-25 17:15:00	0	1	2	0	0	0	0	0	0	0	0	2	0	0	0	0	0	0	0	0
2023-10-25 17:30:00	0	0	0	0	0	0	2	1	0	0	0	0	0	0	0	1	0	0	0	0
2023-10-25 17:45:00	0	1	0	0	0	0	1	0	0	0	0	1	0	0	0	0	0	0	0	0
Total	7	13	3	0	0	0	1	11	7	0	0	6	17	0	0	0	1	9	3	0

Articulated Trucks

Leg Direction Start Time	Pleasant Street Southbound Right					Lincoln Street Westbound Right					Pleasant Street Northbound Right					Lincoln Street Eastbound Right				
	Thru	Left	U-Turn	Peds CW	Peds CCW	Thru	Left	U-Turn	Peds CW	Peds CCW	Thru	Left	U-Turn	Peds CW	Peds CCW	Thru	Left	U-Turn	Peds CW	Peds CCW
2023-10-25 07:00:00	0	0	0	0	0	0	0	0	0	0	0	0	0	0	0	0	0	0	0	0
2023-10-25 07:15:00	0	0	0	0	0	0	0	0	0	0	0	0	0	0	0	0	0	0	0	0
2023-10-25 07:30:00	0	1	0	0	0	0	0	0	0	0	0	0	0	0	0	0	0	0	0	0
2023-10-25 07:45:00	0	0	0	0	0	0	0	0	0	0	0	0	0	0	0	0	0	0	0	0
2023-10-25 08:00:00	0	0	0	0	0	0	0	0	0	0	0	0	0	0	0	0	0	0	0	0
2023-10-25 08:15:00	0	0	0	0	0	0	0	0	0	0	0	0	0	0	0	0	0	0	0	0
2023-10-25 08:30:00	0	0	0	0	0	0	0	0	0	0	0	0	0	0	0	0	0	0	0	0
2023-10-25 08:45:00	0	2	0	0	0	0	0	0	0	0	0	1	0	0	0	0	0	0	0	0
2023-10-25 16:00:00	1	0	0	0	0	0	0	0	0	0	0	0	0	0	0	0	0	0	0	0
2023-10-25 16:15:00	0	0	0	0	0	0	0	0	0	0	0	1	0	0	0	0	0	0	0	0
2023-10-25 16:30:00	0	0	0	0	0	0	0	0	0	0	0	0	0	0	0	0	0	0	0	0
2023-10-25 16:45:00	0	0	0	0	0	0	0	1	0	0	0	0	0	0	0	0	0	0	0	0
2023-10-25 17:00:00	0	0	0	0	0	0	0	0	0	0	0	0	0	0	0	0	0	0	0	0
2023-10-25 17:15:00	0	0	0	0	0	0	0	0	0	0	0	0	0	0	0	0	0	0	0	0
2023-10-25 17:30:00	0	0	0	0	0	0	0	0	0	0	0	0	0	0	0	0	0	0	0	0
2023-10-25 17:45:00	0	0	0	0	0	0	0	0	0	0	0	0	0	0	0	1	0	0	0	0
Total	1	3	0	0	0	0	0	1	0	0	0	3	0	0	0	1	0	0	0	0

Buses

Leg Direction Start Time	Pleasant Street Southbound Right					Lincoln Street Westbound Right					Pleasant Street Northbound Right					Lincoln Street Eastbound Right					
	Thru	Left	U-Turn	Peds CW	Peds CCW	Thru	Left	U-Turn	Peds CW	Peds CCW	Thru	Left	U-Turn	Peds CW	Peds CCW	Thru	Left	U-Turn	Peds CW	Peds CCW	
2023-10-25 07:00:00	0	0	0	0	0	0	0	0	0	0	0	0	1	0	0	0	0	0	0	0	0
2023-10-25 07:15:00	0	0	1	0	0	0	0	0	0	0	0	0	0	0	0	0	0	0	0	0	0
2023-10-25 07:30:00	0	0	0	0	0	0	0	0	0	0	0	0	0	0	0	0	0	0	0	0	0
2023-10-25 07:45:00	0	0	1	0	0	0	0	0	0	0	0	0	1	0	0	0	0	0	0	0	0
2023-10-25 08:00:00	0	2	0	0	0	0	0	1	0	0	0	0	1	1	0	0	0	0	0	0	0
2023-10-25 08:15:00	0	1	0	0	0	0	0	0	0	0	0	0	0	0	0	0	0	0	0	0	0
2023-10-25 08:30:00	1	0	0	0	0	0	0	0	0	0	0	1	1	0	0	0	0	0	0	0	0
2023-10-25 08:45:00	0	0	0	0	0	0	0	0	0	0	0	1	1	0	0	0	0	0	0	0	0
2023-10-25 16:00:00	0	0	0	0	0	0	0	0	0	0	0	0	0	0	0	0	0	0	0	0	0
2023-10-25 16:15:00	0	1	0	0	0	0	0	0	0	0	0	0	0	0	0	0	0	0	0	0	0
2023-10-25 16:30:00	0	0	0	0	0	0	0	0	0	0	0	0	0	0	0	0	0	0	0	0	0
2023-10-25 16:45:00	0	0	0	0	0	0	0	0	0	0	0	0	0	0	0	0	0	0	0	0	0
2023-10-25 17:00:00	0	0	0	0	0	0	0	0	0	0	0	0	0	0	0	0	0	0	0	0	0
2023-10-25 17:15:00	0	0	0	0	0	0	0	0	0	0	0	0	0	0	0	0	0	0	0	0	0
2023-10-25 17:30:00	0	1	0	0	0	0	0	0	0	0	0	0	0	0	0	0	0	0	0	0	0
2023-10-25 17:45:00	0	0	0	0	0	0	0	0	0	0	0	0	0	0	0	0	0	0	0	0	0
Total	1	6	2	0	0	0	0	1	0	0	0	3	4	1	0	0	0	2	1	0	0

Pedestrians

Leg Direction Start Time	Pleasant Street Southbound					Lincoln Street Westbound					Pleasant Street Northbound					Lincoln Street Eastbound									
	Thru	Left	U-Turn	Peds CW	Peds CCW	Thru	Left	U-Turn	Peds CW	Peds CCW	Thru	Left	U-Turn	Peds CW	Peds CCW	Thru	Left	U-Turn	Peds CW	Peds CCW					
2023-10-25 07:00:00	0	0	0	0	0	0	0	0	0	0	0	0	0	0	0	0	0	0	0	0	0	0	0	0	0
2023-10-25 07:15:00	0	0	0	0	0	0	0	0	0	0	0	0	0	0	0	0	0	0	0	0	0	0	0	0	0
2023-10-25 07:30:00	0	0	0	0	0	0	0	0	0	0	0	0	0	0	0	0	0	0	0	0	0	0	0	0	0
2023-10-25 07:45:00	0	0	0	0	0	0	0	0	0	0	0	0	0	0	0	0	0	0	0	0	0	0	0	0	1
2023-10-25 08:00:00	0	0	0	0	0	0	0	0	0	0	0	0	0	0	0	0	0	0	0	0	0	0	0	0	0
2023-10-25 08:15:00	0	0	0	0	0	0	0	0	0	0	0	0	0	0	0	0	0	0	0	0	0	0	0	0	0
2023-10-25 08:30:00	0	0	0	0	0	0	0	0	0	0	0	0	0	0	0	0	0	0	0	0	0	0	0	0	0
2023-10-25 08:45:00	0	0	0	0	0	0	0	0	0	0	0	0	0	0	0	0	0	0	0	0	0	0	0	0	0
2023-10-25 16:00:00	0	0	0	0	0	0	0	0	0	0	0	0	0	0	0	0	0	0	0	0	0	0	0	0	0
2023-10-25 16:15:00	0	0	0	0	0	0	0	0	0	0	0	0	0	0	0	0	0	0	0	0	0	0	0	0	0
2023-10-25 16:30:00	0	0	0	0	0	0	0	0	0	0	0	0	0	0	0	0	0	0	0	0	0	0	0	0	1
2023-10-25 16:45:00	0	0	0	0	0	0	0	0	0	0	0	0	0	0	0	0	0	0	0	0	0	0	0	0	1
2023-10-25 17:00:00	0	0	0	0	0	0	0	0	0	0	0	0	0	0	0	0	0	0	0	0	0	0	0	0	0
2023-10-25 17:15:00	0	0	0	0	0	0	0	0	0	0	0	0	0	0	0	0	0	0	0	0	0	0	0	0	0
2023-10-25 17:30:00	0	0	0	0	0	0	0	0	0	0	0	0	0	0	0	0	0	0	0	0	0	0	0	0	0
2023-10-25 17:45:00	0	0	0	0	0	0	0	0	0	0	0	0	0	0	0	0	0	0	0	0	0	0	0	0	0
Total	0	0	0	0	0	0	0	0	0	0	0	0	0	0	0	0	0	0	0	0	0	0	0	0	2

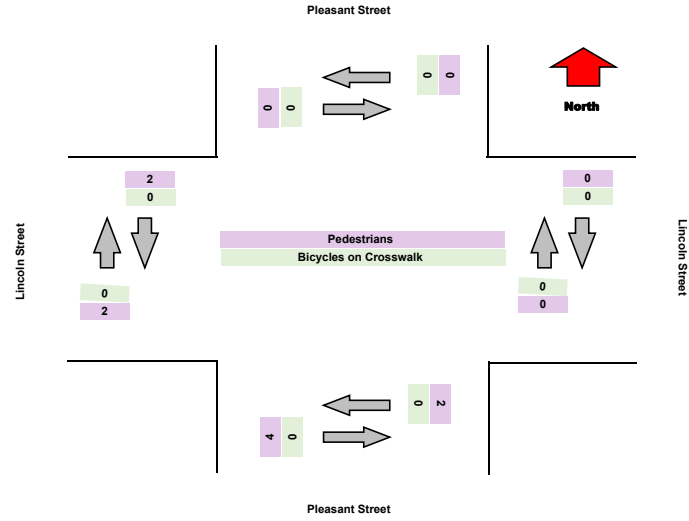
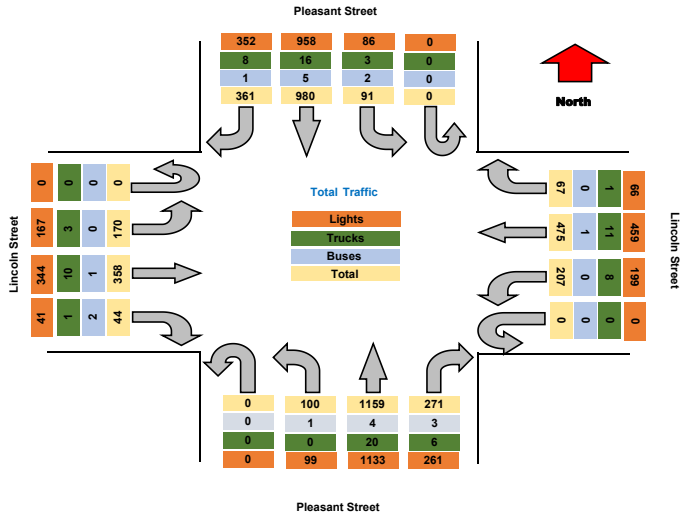
Bicycles on Road

Leg Direction Start Time	Pleasant Street Southbound Right					Lincoln Street Westbound Right					Pleasant Street Northbound Right					Lincoln Street Eastbound Right					
	Thru	Left	U-Turn	Peds CW	Peds CCW	Thru	Left	U-Turn	Peds CW	Peds CCW	Thru	Left	U-Turn	Peds CW	Peds CCW	Thru	Left	U-Turn	Peds CW	Peds CCW	
2023-10-25 07:00:00	0	0	0	0	0	0	0	0	0	0	0	0	0	0	0	0	0	0	0	0	0
2023-10-25 07:15:00	0	0	0	0	0	0	1	0	0	0	0	0	0	0	0	0	0	0	0	0	0
2023-10-25 07:30:00	0	0	0	0	0	0	0	0	0	0	0	0	0	0	0	0	0	0	0	0	0
2023-10-25 07:45:00	0	0	0	0	0	0	0	0	0	0	0	0	0	0	0	0	0	0	0	0	0
2023-10-25 08:00:00	0	0	0	0	0	0	0	0	0	0	0	0	0	0	0	0	0	0	0	0	0
2023-10-25 08:15:00	0	0	0	0	0	0	0	0	0	0	0	0	0	0	0	0	0	0	0	0	0
2023-10-25 08:30:00	0	0	0	0	0	0	0	0	0	0	0	0	0	0	0	0	0	0	0	0	0
2023-10-25 08:45:00	0	0	0	0	0	0	0	0	0	0	0	0	0	0	0	0	0	0	0	0	0
2023-10-25 16:00:00	0	0	0	0	0	0	0	0	0	0	0	0	0	0	0	0	0	0	0	0	0
2023-10-25 16:15:00	0	0	0	0	0	0	0	0	0	0	0	0	0	0	0	1	0	0	0	0	0
2023-10-25 16:30:00	0	0	0	0	0	0	0	0	0	0	0	0	0	0	0	0	0	0	0	0	0
2023-10-25 16:45:00	0	0	0	0	0	0	0	0	0	0	0	0	0	0	0	0	0	0	0	0	0
2023-10-25 17:00:00	0	0	0	0	0	0	0	0	0	0	0	0	0	0	0	0	0	0	0	0	0
2023-10-25 17:15:00	0	0	0	0	0	0	0	0	0	0	0	0	0	0	0	0	0	0	0	0	0
2023-10-25 17:30:00	0	0	0	0	0	0	0	0	0	0	0	0	0	0	0	0	0	0	0	0	0
2023-10-25 17:45:00	0	0	0	0	0	0	0	0	0	0	0	0	0	0	0	0	0	0	0	0	0
Total	0	0	0	0	0	0	1	0	0	0	0	0	0	0	0	1	0	0	0	0	0

Total Volume Class Breakdown

Leg Direction Start Time	Pleasant Street										Lincoln Street										Pleasant Street										Lincoln Street										Int Total
	Southbound					Westbound					Eastbound					Northbound					Eastbound					Westbound															
	Right	Thru	Left	U-Turn	App Total	Peds CW	Peds CCW	Right	Thru	Left	U-Turn	App Total	Peds CW	Peds CCW	Right	Thru	Left	U-Turn	App Total	Peds CW	Peds CCW	Right	Thru	Left	U-Turn	App Total	Peds CW	Peds CCW													
2023-10-25 07:00:00	20	34	1	0	55	0	0	4	24	16	0	44	0	0	7	96	8	0	111	2	4	0	13	8	0	21	0	1	231												
2023-10-25 07:15:00	32	40	4	0	76	0	0	3	43	10	0	56	0	0	14	81	3	0	98	0	0	2	27	9	0	38	0	0	288												
2023-10-25 07:30:00	21	36	5	0	62	0	0	1	34	17	0	52	0	0	18	63	5	0	86	0	0	1	17	11	0	29	0	0	229												
2023-10-25 07:45:00	14	51	4	0	69	0	0	2	29	8	0	39	0	0	16	82	3	0	101	0	0	2	16	13	0	31	0	1	240												
2023-10-25 08:00:00	14	54	1	0	69	0	0	7	22	18	0	47	0	0	19	77	3	0	99	0	0	1	22	14	0	37	0	0	282												
2023-10-25 08:15:00	17	59	9	0	85	0	0	8	25	16	0	49	0	0	13	72	3	0	88	0	0	2	21	8	0	31	0	0	283												
2023-10-25 08:30:00	18	49	5	0	72	0	0	7	33	12	0	52	0	0	17	66	4	0	87	0	0	2	19	12	0	33	0	0	244												
2023-10-25 08:45:00	10	34	2	0	46	0	0	3	30	15	0	48	0	0	18	62	3	0	83	0	0	1	17	7	0	25	0	0	202												
2023-10-25 16:00:00	21	65	9	0	95	0	0	3	28	14	0	45	0	0	25	75	7	0	108	0	0	5	42	5	0	52	0	0	300												
2023-10-25 16:15:00	34	77	5	0	116	0	0	3	28	9	0	40	0	0	17	60	8	0	85	0	0	2	35	7	0	44	0	0	285												
2023-10-25 16:30:00	20	67	2	0	89	0	0	4	29	7	0	49	0	0	21	56	6	0	83	0	0	4	21	10	0	35	1	0	247												
2023-10-25 16:45:00	29	86	7	0	122	0	0	9	28	12	0	49	0	0	21	95	7	0	123	0	0	2	27	16	0	45	1	0	329												
2023-10-25 17:00:00	21	77	11	0	109	0	0	4	32	14	0	50	0	0	16	77	7	0	100	0	0	5	20	12	0	37	0	0	296												
2023-10-25 17:15:00	26	84	9	0	121	0	0	4	31	20	0	55	0	0	27	66	13	0	106	0	0	3	24	13	0	40	0	0	321												
2023-10-25 17:30:00	38	95	10	0	143	0	0	3	29	12	0	44	0	0	13	61	11	0	85	0	0	5	20	10	0	35	0	0	307												
2023-10-25 17:45:00	24	72	7	0	103	0	0	2	30	7	0	39	0	0	9	69	9	0	87	0	0	7	17	15	0	39	0	0	288												
Grand Total	361	950	91	0	1432	0	0	67	475	207	0	749	0	0	271	1159	100	0	1590	2	4	44	358	170	0	671	2	2	4283												
% Approach	25.2%	69.4%	6.4%	0.0%				8.9%	63.4%	27.6%	0.0%				17.7%	75.8%	6.5%	0.0%				7.7%	62.8%	29.7%	0.0%																
% Total	8.4%	22.9%	2.1%	0.0%	33.4%			1.8%	11.1%	4.8%	0.0%	17.5%			6.3%	27.1%	2.3%	0.0%	35.7%			1.0%	8.4%	4.0%	0.0%	13.4%															
Motorcycles	0	1	0	0	1			0	3	0	0	3			1	2	0	0	3			0	2	0	0	2			9												
% Motorcycles	0.0%	0.1%	0.0%	0.0%	0.1%			0.0%	0.6%	0.0%	0.0%	0.4%			0.4%	0.2%	0.0%	0.0%	0.2%			0.0%	0.6%	0.0%	0.0%	0.3%			0.2%												
Cars	352	958	86	0	1396			66	459	199	0	724			261	1133	99	0	1493			41	344	167	0	652			4165												
% Cars	97.6%	97.8%	94.5%	0.0%	97.5%			98.5%	96.6%	96.1%	0.0%	96.7%			96.3%	97.8%	99.0%	0.0%	97.6%			93.2%	96.1%	98.2%	0.0%	96.6%			97.2%												
Single-Unit Trucks	7	13	3	0	23			1	11	7	0	19			6	17	0	0	23			1	9	3	0	13			79												
% Single-Unit Trucks	1.9%	1.3%	3.3%	0.0%	1.6%			1.5%	2.3%	3.4%	0.0%	2.5%			2.2%	1.5%	0.0%	0.0%	1.6%			2.3%	2.5%	1.8%	0.0%	2.3%			1.8%												
Articulated Trucks	1	3	0	0	4			0	0	1	0	1			0	3	0	0	3			0	1	0	0	1			9												
% Articulated Trucks	0.3%	0.3%	0.0%	0.0%	0.3%			0.0%	0.0%	0.5%	0.0%	0.1%			0.0%	0.3%	0.0%	0.0%	0.2%			0.0%	0.3%	0.0%	0.0%	0.2%			0.2%												
Buses	1	5	2	0	8			0	1	0	0	1			3	4	1	0	8			2	3	0	0	3			20												
% Buses	0.3%	0.5%	2.2%	0.0%	0.5%			0.0%	0.2%	0.0%	0.0%	0.1%			1.1%	0.3%	1.0%	0.0%	0.5%			4.5%	0.3%	0.0%	0.0%	0.5%			0.5%												
Bicycles on Road	0	0	0	0	0			0	1	0	0	1			0	0	0	0	0			0	1	0	0	1			2												
% Bicycles on Road	0.0%	0.0%	0.0%	0.0%	0.0%			0.0%	0.2%	0.0%	0.0%	0.1%			0.0%	0.0%	0.0%	0.0%	0.0%			0.0%	0.3%	0.0%	0.0%	0.2%			0.0%												
Pedestrians	0	0	0	0	0			0	0	0	0	0			0	0	0	0	0			2	4	0	0	2			2												
% Pedestrians	0.0%	0.0%	0.0%	0.0%	0.0%			0.0%	0.0%	0.0%	0.0%	0.0%			0.0%	0.0%	0.0%	0.0%	0.0%			100.0%	100.0%	0.0%	0.0%	100.0%			100.0%												
Bicycles on Crosswalk	0	0	0	0	0			0	0	0	0	0			0	0	0	0	0			0	0	0	0	0			0												
% Bicycles on Crosswalk	0.0%	0.0%	0.0%	0.0%	0.0%			0.0%	0.0%	0.0%	0.0%	0.0%			0.0%	0.0%	0.0%	0.0%	0.0%			0.0%	0.0%	0.0%	0.0%	0.0%			0.0%												

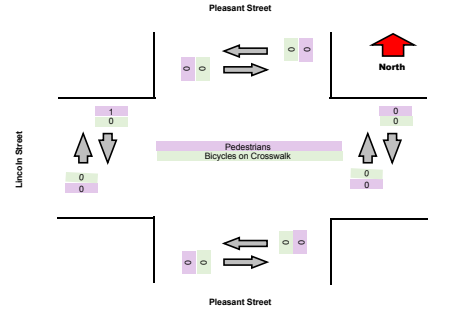
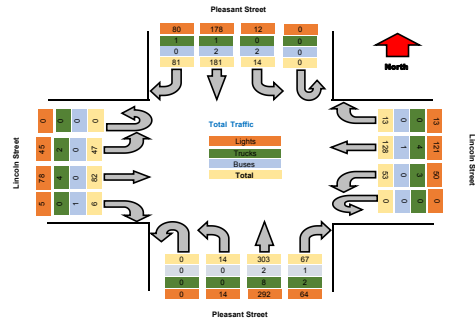
Turning Movement Data Plot



Turning Movement Peak Hour Data (AM)

7:15:00 AM

Leg Direction	Pleasant Street Southbound					Lincoln Street Westbound					Pleasant Street Northbound					Lincoln Street Eastbound					Total								
	Right	Thru	Left	U-Turn	App Total	Peds CW	Peds CCW	Right	Thru	Left	U-Turn	App Total	Peds CW	Peds CCW	Right	Thru	Left	U-Turn	App Total	Peds CW		Peds CCW	Right	Thru	Left	U-Turn	App Total	Peds CW	Peds CCW
7:15:00 AM	32	40	4	0	76	0	0	3	43	10	0	56	0	0	14	81	3	0	98	0	0	2	27	9	0	38	0	0	268
7:30:00 AM	21	36	5	0	62	0	0	1	34	17	0	52	0	0	18	63	5	0	86	0	0	1	17	11	0	29	0	0	229
7:45:00 AM	14	51	4	0	69	0	0	2	29	8	0	39	0	0	16	82	3	0	101	0	0	2	16	13	0	31	0	1	240
8:00:00 AM	14	54	1	0	69	0	0	7	22	18	0	47	0	0	19	77	3	0	99	0	0	1	22	14	0	37	0	0	252
Grand Total	81	181	14	0	276	0	0	13	128	53	0	194	0	0	67	303	14	0	384	0	0	6	82	47	0	135	0	1	989
% Approach	29.3%	65.6%	5.1%	0.0%	0.0%	0.0%	0.0%	6.7%	66.0%	27.3%	0.0%	0.0%	0.0%	0.0%	17.4%	78.9%	3.6%	0.0%	0.0%	0.0%	0.0%	4.4%	60.7%	34.8%	0.0%	0.0%	0.0%	0.0%	
% Total	8.2%	18.3%	1.4%	0.0%	27.9%	0.0%	0.0%	1.3%	12.9%	5.4%	0.0%	19.6%	0.0%	0.0%	6.8%	30.6%	1.4%	0.0%	38.8%	0.0%	0.0%	0.6%	8.3%	4.8%	0.0%	13.7%	0.0%	0.0%	
PHF	0.633	0.838	0.700	0.000	0.908	0.000	0.000	0.464	0.744	0.736	0.000	0.866	0.000	0.000	0.882	0.924	0.700	0.000	0.950	0.000	0.000	0.750	0.759	0.839	0.000	0.888	0.000	0.000	0.923
Lights	80	178	12	0	270	0	0	13	121	50	0	184	0	0	64	292	14	0	370	0	0	5	78	45	0	128	0	0	952
% Lights	98.8%	98.3%	85.7%	0.0%	97.8%	0.0%	0.0%	100.0%	94.5%	94.3%	0.0%	94.8%	0.0%	0.0%	95.5%	96.4%	100.0%	0.0%	96.4%	0.0%	0.0%	83.3%	95.1%	95.7%	0.0%	94.8%	0.0%	0.0%	96.3%
Trucks	1	1	0	0	2	0	0	0	4	3	0	7	0	0	2	8	0	0	10	0	0	0	4	2	0	6	0	0	25
% Trucks	1.2%	0.6%	0.0%	0.0%	0.7%	0.0%	0.0%	0.0%	3.1%	5.7%	0.0%	3.6%	0.0%	0.0%	3.0%	2.6%	0.0%	0.0%	2.6%	0.0%	0.0%	0.0%	4.9%	4.3%	0.0%	4.4%	0.0%	0.0%	2.5%
Buses	0	2	2	0	4	0	0	0	1	0	0	1	0	0	1	2	0	0	3	0	0	1	0	0	0	1	0	0	9
% Buses	0.0%	1.1%	14.3%	0.0%	1.4%	0.0%	0.0%	0.0%	0.8%	0.0%	0.0%	0.5%	0.0%	0.0%	1.5%	0.7%	0.0%	0.0%	0.8%	0.0%	0.0%	16.7%	0.0%	0.0%	0.0%	0.7%	0.0%	0.0%	0.9%
Pedestrians	0	0	0	0	0	0	0	0	0	0	0	0	0	0	0	0	0	0	0	0	0	0	0	0	0	0	0	1	0
% Pedestrians	0.0%	0.0%	0.0%	0.0%	0.0%	0.0%	0.0%	0.0%	0.0%	0.0%	0.0%	0.0%	0.0%	0.0%	0.0%	0.0%	0.0%	0.0%	0.0%	0.0%	0.0%	0.0%	0.0%	0.0%	0.0%	0.0%	0.0%	100.0%	0.0%
Bicycles on Crosswalk	0	0	0	0	0	0	0	0	0	0	0	0	0	0	0	0	0	0	0	0	0	0	0	0	0	0	0	0	0
% Bicycles on Crosswalk	0.0%	0.0%	0.0%	0.0%	0.0%	0.0%	0.0%	0.0%	0.0%	0.0%	0.0%	0.0%	0.0%	0.0%	0.0%	0.0%	0.0%	0.0%	0.0%	0.0%	0.0%	0.0%	0.0%	0.0%	0.0%	0.0%	0.0%	0.0%	0.0%



Turning Movement Peak Hour Data (PM)

4:45:00 PM

Leg	Pleasant Street								Lincoln Street								Pleasant Street								Lincoln Street								Total
	Southbound								Westbound								Northbound								Eastbound								
Direction	Right	Thru	Left	U-Turn	App Total	Peds CW	Peds CCW		Right	Thru	Left	U-Turn	App Total	Peds CW	Peds CCW		Right	Thru	Left	U-Turn	App Total	Peds CW	Peds CCW		Right	Thru	Left	U-Turn	App Total	Peds CW	Peds CCW		
4:45:00 PM	29	86	7	0	122	0	0		9	28	12	0	49	0	0		21	95	7	0	123	0	0		2	27	16	0	45	1	0		339
5:00:00 PM	21	77	11	0	109	0	0		4	32	14	0	50	0	0		16	77	7	0	100	0	0		5	20	12	0	37	0	0		296
5:15:00 PM	28	84	9	0	121	0	0		4	31	20	0	55	0	0		27	66	13	0	106	0	0		3	24	13	0	40	0	0		322
5:30:00 PM	38	95	10	0	143	0	0		3	29	12	0	44	0	0		13	61	11	0	85	0	0		5	20	10	0	35	0	0		307
Grand Total	116	342	37	0	495	0	0		20	120	58	0	198	0	0		77	299	38	0	414	0	0		15	91	51	0	157	1	0		1264
% Approach	23.4%	69.1%	7.5%	0.0%	0.0%	0.0%	0.0%		10.1%	60.6%	29.3%	0.0%	0.0%	0.0%	0.0%		18.6%	72.2%	9.2%	0.0%	0.0%	0.0%	0.0%		9.6%	58.0%	32.5%	0.0%	0.0%	0.0%	0.0%		
% Total	9.2%	27.1%	2.9%	0.0%	39.2%	0.0%	0.0%		1.6%	9.5%	4.6%	0.0%	15.7%	0.0%	0.0%		6.1%	23.7%	3.0%	0.0%	32.8%	0.0%	0.0%		1.2%	7.2%	4.0%	0.0%	12.4%	0.0%	0.0%		
PHF	0.763	0.900	0.841	0.000	0.865	0.000	0.000		0.556	0.938	0.725	0.000	0.900	0.000	0.000		0.713	0.787	0.731	0.000	0.841	0.000	0.000		0.750	0.843	0.797	0.000	0.872	0.000	0.000		0.932
Lights	115	338	35	0	488	0	0		19	118	54	0	191	0	0		77	294	38	0	409	0	0		14	91	51	0	156	0	0		1244
% Lights	99.1%	98.8%	94.6%	0.0%	98.6%	0.0%	0.0%		95.0%	98.3%	93.1%	0.0%	96.5%	0.0%	0.0%		100.0%	98.3%	100.0%	0.0%	98.8%	0.0%	0.0%		93.3%	100.0%	100.0%	0.0%	99.4%	0.0%	0.0%		98.4%
Trucks	1	3	2	0	6	0	0		1	2	4	0	7	0	0		4	4	0	0	8	0	0		1	0	0	0	1	0	0		18
% Trucks	0.9%	0.9%	5.4%	0.0%	1.2%	0.0%	0.0%		5.0%	1.7%	6.9%	0.0%	3.5%	0.0%	0.0%		0.0%	1.3%	0.0%	0.0%	1.0%	0.0%	0.0%		6.7%	0.0%	0.0%	0.0%	0.6%	0.0%	0.0%		1.4%
Buses	0	1	0	0	1	0	0		0	0	0	0	0	0	0		0	0	0	0	0	0	0		0	0	0	0	0	0	0		1
% Buses	0.0%	0.3%	0.0%	0.0%	0.2%	0.0%	0.0%		0.0%	0.0%	0.0%	0.0%	0.0%	0.0%	0.0%		0.0%	0.0%	0.0%	0.0%	0.0%	0.0%	0.0%		0.0%	0.0%	0.0%	0.0%	0.0%	0.0%	0.0%		0.1%
Pedestrians	0	0	0	0	0	0	0		0	0	0	0	0	0	0		0	0	0	0	0	0	0		0	0	0	0	0	1	0		0
% Pedestrians	0.0%	0.0%	0.0%	0.0%	0.0%	0.0%	0.0%		0.0%	0.0%	0.0%	0.0%	0.0%	0.0%	0.0%		0.0%	0.0%	0.0%	0.0%	0.0%	0.0%	0.0%		0.0%	100.0%	0.0%	0.0%	0.0%	100.0%	0.0%		0.0%
Bicycles on Crosswalk	0	0	0	0	0	0	0		0	0	0	0	0	0	0		0	0	0	0	0	0	0		0	0	0	0	0	0	0		0
% Bicycles on Crosswalk	0.0%	0.0%	0.0%	0.0%	0.0%	0.0%	0.0%		0.0%	0.0%	0.0%	0.0%	0.0%	0.0%	0.0%		0.0%	0.0%	0.0%	0.0%	0.0%	0.0%	0.0%		0.0%	0.0%	0.0%	0.0%	0.0%	0.0%	0.0%		0.0%

