

Summary

Project	Old Colony Planning Council
Project Code	11606
Site Name	Pleasant Street (Route 139)
Legs and Movements	All Processed Legs & Moves
Bin Size	15 minutes
Survey Date	2023-10-25, Wednesday
Location	Pleasant Street (Route 139)
Latitude and Longitude	42.13322, -71.09176

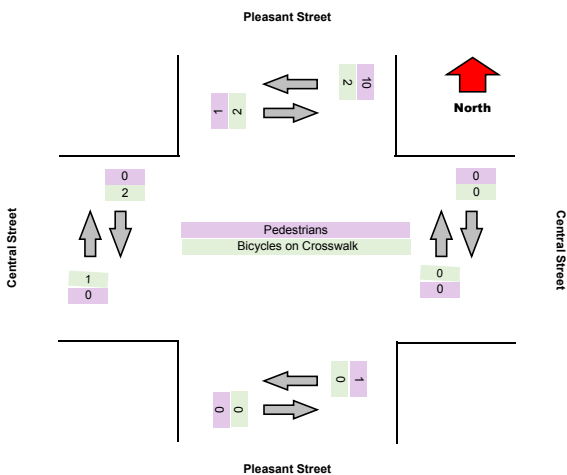
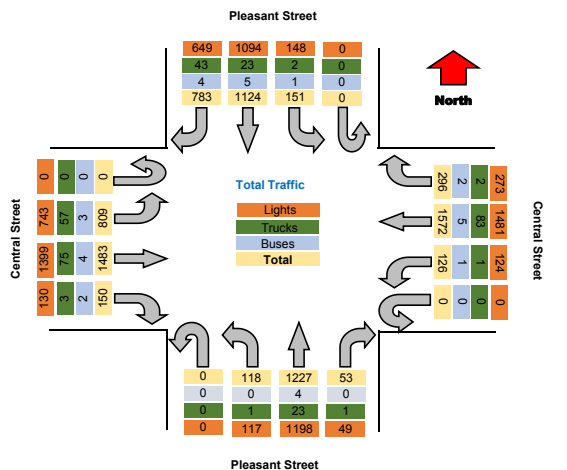
	Start	End	PHF
AM Peak	2023-10-25 07:30:00	2023-10-25 08:30:00	0.92
PM Peak	2023-10-25 16:45:00	2023-10-25 17:45:00	0.97

Turning Movement Data

Leg Direction	Pleasant Street								Central Street								Pleasant Street								Central Street								Total	
	Southbound				Westbound				Northbound				Eastbound				Southbound				Westbound				Northbound				Eastbound					
Start Time	Right	Thru	Left	U-Turn	App Total	Peak CH	Peak CH%	Peak CH%	Right	Thru	Left	U-Turn	App Total	Peak CH	Peak CH%	Peak CH%	Right	Thru	Left	U-Turn	App Total	Peak CH	Peak CH%	Peak CH%	Right	Thru	Left	U-Turn	App Total	Peak CH	Peak CH%	Peak CH%		
7:00:00 AM	45	44	5	0	94	0	0	0	12	116	5	0	133	0	0	0	0	108	5	0	113	0	0	0	7	58	54	0	119	0	0	0	459	
7:15:00 AM	38	60	3	0	101	0	0	0	10	105	6	0	121	0	0	0	4	96	7	0	107	0	0	0	9	73	57	0	139	0	0	0	468	
7:30:00 AM	46	41	3	0	90	0	1	0	9	132	4	0	145	0	0	0	3	85	4	0	72	1	0	0	10	81	63	0	154	0	0	0	461	
7:45:00 AM	47	50	2	0	99	0	0	0	21	106	4	0	131	0	0	0	4	91	2	0	97	0	0	0	9	82	49	0	140	0	0	0	467	
Hourly Total	176	195	13	0	384	0	1	0	52	459	19	0	530	0	0	0	11	380	18	0	389	1	0	0	35	294	223	0	552	0	0	0	1835	
8:00:00 AM	55	94	11	0	150	0	3	0	20	76	2	0	98	0	0	0	2	86	5	0	95	0	0	0	2	70	49	0	121	0	0	0	444	
8:15:00 AM	52	71	17	0	140	0	0	0	23	114	11	0	148	0	0	0	4	82	6	0	92	0	0	0	8	78	46	0	132	0	0	0	512	
8:30:00 AM	42	54	18	0	114	1	0	0	17	118	6	0	141	0	0	0	1	74	4	0	79	0	0	0	4	72	48	0	124	0	0	0	458	
8:45:00 AM	48	34	3	0	85	0	0	0	12	128	6	0	144	0	0	0	7	68	5	0	80	0	0	0	7	85	52	0	144	0	0	0	453	
Hourly Total	197	223	49	0	469	1	3	0	72	434	25	0	531	0	0	0	14	312	20	0	346	0	0	0	21	305	195	0	521	0	0	0	1867	
4:00:00 PM	50	73	9	0	132	2	0	0	9	132	4	0	145	0	0	0	2	85	8	0	75	0	0	0	11	132	44	0	187	0	1	0	539	
4:15:00 PM	47	94	12	0	153	0	1	0	13	110	12	0	135	0	0	0	1	52	14	0	67	0	0	0	8	114	41	0	163	0	1	0	518	
4:30:00 PM	58	79	10	0	147	0	2	0	15	79	6	0	100	0	0	0	3	58	11	0	72	0	0	0	7	113	50	0	170	1	0	0	489	
4:45:00 PM	52	92	9	0	153	0	0	0	32	78	11	0	119	0	0	0	8	85	14	0	107	0	0	0	8	114	53	0	175	0	0	0	554	
Hourly Total	207	338	40	0	585	2	3	0	69	397	33	0	499	0	0	0	14	280	47	0	321	0	0	0	34	473	188	0	695	1	2	0	2100	
5:00:00 PM	59	85	13	0	157	0	1	0	29	94	18	0	141	0	0	0	4	78	12	0	94	0	0	0	8	93	44	0	145	0	0	0	537	
5:15:00 PM	52	97	12	0	161	0	4	0	24	77	8	0	109	0	0	0	4	81	5	0	90	0	0	0	19	96	59	0	174	0	0	0	534	
5:30:00 PM	46	111	9	0	166	0	0	0	27	56	13	0	96	0	0	0	3	89	6	0	78	0	0	0	17	119	51	0	187	0	0	0	527	
5:45:00 PM	46	75	15	0	136	0	0	0	23	55	10	0	88	0	0	0	3	87	10	0	89	0	0	0	16	103	49	0	168	0	0	0	472	
Hourly Total	203	368	49	0	620	0	5	0	103	297	49	0	454	0	0	0	14	295	33	0	342	0	0	0	30	411	203	0	674	0	0	0	2073	
Grand Total	393	1124	151	0	2058	1	10	0	298	1572	128	0	1994	0	0	0	51	2227	118	0	1398	1	0	0	150	1493	892	0	2442	0	1	0	7892	
% Approach	38.0%	54.6%	7.3%	0.0%	6.0%	0.0%	0.0%	0.0%	14.8%	78.6%	6.3%	0.0%	6.0%	0.0%	0.0%	0.0%	3.8%	87.8%	8.4%	0.0%	6.0%	0.0%	0.0%	0.0%	6.1%	60.7%	33.1%	0.0%	6.7%	0.0%	0.0%	0.0%	6.0%	
% Total	9.8%	14.2%	1.9%	0.0%	26.1%	0.0%	0.0%	0.0%	3.8%	19.0%	1.6%	0.0%	25.3%	0.0%	0.0%	0.0%	0.7%	15.5%	1.5%	0.0%	17.7%	0.0%	0.0%	0.0%	1.9%	18.8%	10.3%	0.0%	30.9%	0.0%	0.0%	0.0%	6.0%	
% Lights	649	1094	148	0	1891	0	0	0	273	1481	124	0	1878	0	0	0	49	1198	117	0	1364	0	0	0	130	1399	743	0	2272	0	0	0	7408	
% Lights	87.9%	97.3%	98.0%	0.0%	91.9%	0.0%	0.0%	0.0%	52.2%	84.2%	88.4%	0.0%	84.2%	0.0%	0.0%	0.0%	82.5%	97.6%	89.2%	0.0%	97.6%	0.0%	0.0%	0.0%	88.7%	94.3%	91.8%	0.0%	93.0%	0.0%	0.0%	0.0%	93.8%	
Trucks	43	23	2	0	68	0	0	0	2	83	1	0	86	0	0	0	1	23	1	0	25	0	0	0	3	75	57	0	135	0	0	0	314	
% Trucks	5.5%	2.0%	1.3%	0.0%	3.3%	0.0%	0.0%	0.0%	0.7%	5.3%	0.8%	0.0%	4.3%	0.0%	0.0%	0.0%	1.9%	1.9%	0.8%	0.0%	1.8%	0.0%	0.0%	0.0%	2.0%	5.1%	7.0%	0.0%	5.5%	0.0%	0.0%	0.0%	4.0%	
Buses	4	5	1	0	10	0	0	0	2	5	1	0	8	0	0	0	0	4	0	0	4	0	0	0	2	4	3	0	9	0	0	0	31	
% Buses	0.5%	0.4%	0.7%	0.0%	0.5%	0.0%	0.0%	0.0%	0.0%	0.3%	0.8%	0.0%	0.4%	0.0%	0.0%	0.0%	0.0%	0.3%	0.0%	0.0%	0.3%	0.0%	0.0%	0.0%	1.3%	0.3%	0.4%	0.0%	0.4%	0.0%	0.0%	0.0%	0.4%	
Pedestrians	0	0	0	0	0	1	10	0	0	0	0	0	0	0	0	0	0	0	0	0	0	1	0	0	0	0	0	0	0	0	0	0	0	0
% Pedestrians	0.0%	0.0%	0.0%	0.0%	0.0%	0.0%	33.3%	83.3%	0.0%	0.0%	0.0%	0.0%	0.0%	0.0%	0.0%	0.0%	0.0%	0.0%	0.0%	0.0%	0.0%	100.0%	0.0%	0.0%	0.0%	0.0%	0.0%	0.0%	0.0%	0.0%	0.0%	0.0%	0.0%	0.0%
Bicycles on Crosswalk	0	0	0	0	0	2	2	0	0	0	0	0	0	0	0	0	0	0	0	0	0	0	0	0	0	0	0	0	0	1	2	0	0	
% Bicycles on Crosswalk	0.0%	0.0%	0.0%	0.0%	0.0%	68.75%	100.0%	0.0%	0.0%	0.0%	0.0%	0.0%	0.0%	0.0%	0.0%	0.0%	0.0%	0.0%	0.0%	0.0%	0.0%	0.0%	0.0%	0.0%	0.0%	0.0%	0.0%	0.0%	0.0%	100.0%	100.0%	0.0%	0.0%	

Summary

Turning Movement Data Plot

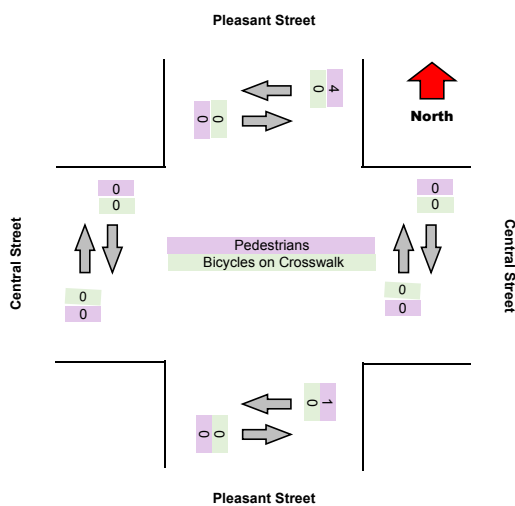
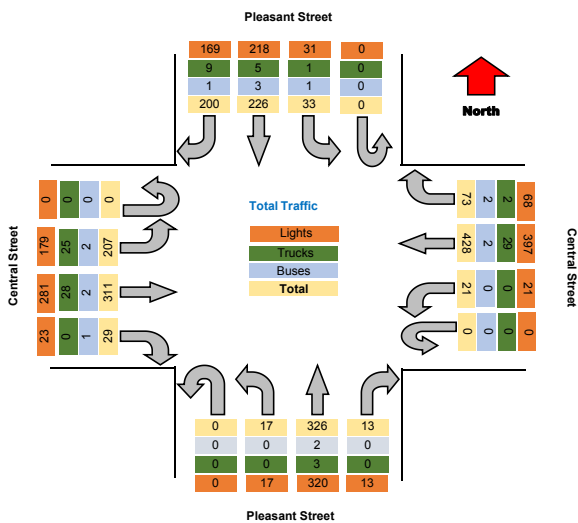


Summary

Turning Movement Peak Hour Data (AM)

7:30:00 AM

Leg Direction	Pleasant Street Southbound						Central Street Westbound						Pleasant Street Northbound						Central Street Eastbound						Total				
	Right	Thru	Left	U-Turn	App Total	Peds C/W	Right	Thru	Left	U-Turn	App Total	Peds C/W	Right	Thru	Left	U-Turn	App Total	Peds C/W	Right	Thru	Left	U-Turn	App Total	Peds C/W		Peds C/W			
7:30:00 AM	46	41	3	0	90	0	1	9	132	4	0	145	0	0	3	65	4	0	72	1	0	10	81	63	0	154	0	0	461
7:45:00 AM	47	50	2	0	99	0	0	21	106	4	0	131	0	0	4	91	2	0	97	0	0	9	82	49	0	140	0	0	467
8:00:00 AM	55	64	11	0	130	0	3	20	76	2	0	98	0	0	2	88	5	0	95	0	0	2	70	49	0	121	0	0	444
8:15:00 AM	52	71	17	0	140	0	0	23	114	11	0	148	0	0	4	82	6	0	92	0	0	8	78	66	0	132	0	0	512
Grand Total	200	226	33	0	459	0	4	73	428	21	0	522	0	0	13	326	17	0	366	0	0	23	311	207	0	547	0	0	1884
% Approach	43.6%	49.2%	7.2%	0.0%	0.0%	0.0%	0.0%	14.0%	62.0%	4.0%	0.0%	0.0%	0.0%	0.0%	3.7%	51.6%	4.8%	0.0%	0.0%	0.0%	0.0%	5.3%	59.9%	37.8%	0.0%	0.0%	0.0%	0.0%	0.0%
% Total	10.6%	12.0%	1.8%	0.0%	24.4%	0.0%	0.0%	3.9%	22.7%	1.1%	0.0%	27.7%	0.0%	0.0%	0.7%	17.3%	0.9%	0.0%	18.9%	0.0%	0.0%	1.5%	16.5%	11.0%	0.0%	29.0%	0.0%	0.0%	0.0%
PHF	0.909	0.798	0.485	0.000	0.820	0.000	0.000	0.793	0.611	0.477	0.000	0.892	0.000	0.000	0.813	0.898	0.708	0.000	0.918	0.000	0.000	0.725	0.948	0.821	0.000	0.888	0.000	0.000	0.920
Lights	169	218	31	0	418	0	0	68	397	21	0	486	0	0	13	320	17	0	350	0	0	23	281	179	0	483	0	0	1737
% Lights	84.5%	96.5%	93.9%	0.0%	91.1%	0.0%	0.0%	93.2%	92.8%	100.0%	0.0%	93.1%	0.0%	0.0%	100.0%	98.2%	100.0%	0.0%	96.3%	0.0%	0.0%	79.3%	90.4%	86.5%	0.0%	88.3%	0.0%	0.0%	92.2%
Trucks	9	5	1	0	15	0	0	2	29	0	0	31	0	0	0	3	0	0	3	0	0	0	28	25	0	53	0	0	162
% Trucks	4.5%	2.2%	3.0%	0.0%	3.3%	0.0%	0.0%	2.7%	6.8%	0.0%	0.0%	5.9%	0.0%	0.0%	0.0%	0.9%	0.0%	0.0%	0.8%	0.0%	0.0%	0.0%	9.0%	12.1%	0.0%	9.7%	0.0%	0.0%	5.4%
Buses	1	3	1	0	5	0	0	2	2	0	0	4	0	0	0	2	0	0	2	0	0	1	2	2	0	5	0	0	16
% Buses	0.5%	1.3%	3.0%	0.0%	1.1%	0.0%	0.0%	2.7%	0.5%	0.0%	0.0%	0.8%	0.0%	0.0%	0.0%	0.6%	0.0%	0.0%	0.6%	0.0%	0.0%	3.4%	0.6%	1.0%	0.0%	0.9%	0.0%	0.0%	0.8%
Pedestrians	0	0	0	0	0	0	4	0	0	0	0	0	0	0	0	0	0	0	0	1	0	0	0	0	0	0	0	0	0
% Pedestrians	0.0%	0.0%	0.0%	0.0%	0.0%	0.0%	0.0%	0.0%	0.0%	0.0%	0.0%	0.0%	0.0%	0.0%	0.0%	0.0%	0.0%	0.0%	0.0%	100.0%	0.0%	0.0%	0.0%	0.0%	0.0%	0.0%	0.0%	0.0%	0.0%
Bicycles on Crosswalk	0	0	0	0	0	0	0	0	0	0	0	0	0	0	0	0	0	0	0	0	0	0	0	0	0	0	0	0	0
% Bicycles on Crosswalk	0.0%	0.0%	0.0%	0.0%	0.0%	0.0%	0.0%	0.0%	0.0%	0.0%	0.0%	0.0%	0.0%	0.0%	0.0%	0.0%	0.0%	0.0%	0.0%	0.0%	0.0%	0.0%	0.0%	0.0%	0.0%	0.0%	0.0%	0.0%	0.0%

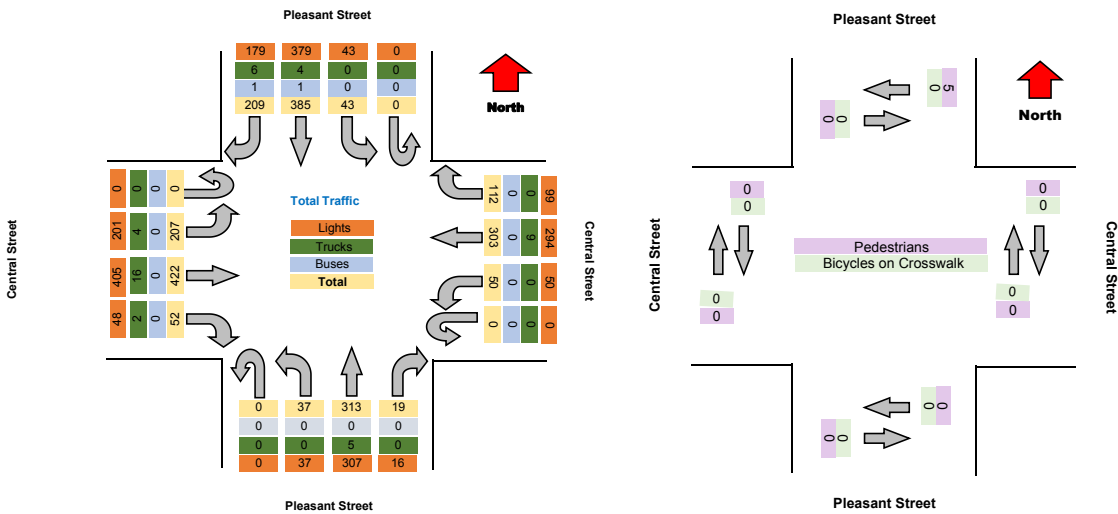


Summary

Turning Movement Peak Hour Data (PM)

4:45:00 PM

Leg Direction	Pleasant Street Southbound						Central Street Westbound						Pleasant Street Northbound						Central Street Eastbound						Total	
	Right	Thru	Left	U-Turn	App Total	Peds C/W	Right	Thru	Left	U-Turn	App Total	Peds C/W	Right	Thru	Left	U-Turn	App Total	Peds C/W	Right	Thru	Left	U-Turn	App Total	Peds C/W		Peds C/W
4:45:00 PM	52	92	9	0	153	0	32	76	11	0	119	0	8	85	14	0	107	0	8	114	53	0	175	0	0	554
5:00:00 PM	59	85	13	0	157	0	29	94	18	0	141	0	4	78	12	0	94	0	8	93	44	0	145	0	0	537
5:15:00 PM	52	97	12	0	161	0	24	77	8	0	109	0	4	81	5	0	90	0	19	96	59	0	174	0	0	534
5:30:00 PM	46	111	9	0	166	0	27	56	13	0	96	0	3	66	6	0	78	0	17	119	51	0	187	0	0	527
Grand Total	209	385	43	0	637	0	112	303	50	0	465	0	19	313	37	0	369	0	52	405	201	0	604	0	0	2152
% Approach	32.8%	60.4%	6.8%	0.0%	0.0%	0.0%	24.1%	65.2%	10.8%	0.0%	0.0%	0.0%	5.1%	84.9%	10.0%	0.0%	0.0%	0.0%	7.8%	62.0%	30.4%	0.0%	0.0%	0.0%	0.0%	0.0%
% Total	9.7%	17.5%	2.0%	0.0%	23.6%	0.0%	5.2%	14.1%	2.3%	0.0%	21.6%	0.0%	0.8%	14.5%	1.7%	0.0%	17.1%	0.0%	2.4%	19.6%	9.6%	0.0%	31.6%	0.0%	0.0%	0.0%
PHF	0.886	0.867	0.827	0.000	0.959	0.000	0.875	0.806	0.694	0.000	0.824	0.000	0.594	0.921	0.661	0.000	0.862	0.000	0.684	0.887	0.877	0.000	0.910	0.000	0.000	0.971
Lights	179	379	43	0	601	0	99	294	50	0	443	0	16	307	37	0	360	0	48	405	201	0	654	0	0	2058
% Lights	85.6%	98.4%	100.0%	0.0%	94.3%	0.0%	88.4%	97.0%	100.0%	0.0%	95.3%	0.0%	84.2%	98.1%	100.0%	0.0%	97.6%	0.0%	92.3%	96.0%	97.1%	0.0%	96.0%	0.0%	0.0%	95.6%
Trucks	6	4	0	0	10	0	0	0	0	0	9	0	0	5	0	0	5	0	2	16	4	0	22	0	0	46
% Trucks	2.9%	1.0%	0.0%	0.0%	1.6%	0.0%	0.0%	3.0%	0.0%	0.0%	1.9%	0.0%	0.0%	1.6%	0.0%	0.0%	1.4%	0.0%	3.8%	3.8%	1.9%	0.0%	3.2%	0.0%	0.0%	2.1%
Buses	1	1	0	0	2	0	0	0	0	0	0	0	0	0	0	0	0	0	0	0	0	0	0	0	0	2
% Buses	0.5%	0.3%	0.0%	0.0%	0.3%	0.0%	0.0%	0.0%	0.0%	0.0%	0.0%	0.0%	0.0%	0.0%	0.0%	0.0%	0.0%	0.0%	0.0%	0.0%	0.0%	0.0%	0.0%	0.0%	0.0%	0.1%
Pedestrians	0	0	0	0	0	5	0	0	0	0	0	0	0	0	0	0	0	0	0	0	0	0	0	0	0	0
% Pedestrians	0.0%	0.0%	0.0%	0.0%	0.0%	0.8%	0.0%	0.0%	0.0%	0.0%	0.0%	0.0%	0.0%	0.0%	0.0%	0.0%	0.0%	0.0%	0.0%	0.0%	0.0%	0.0%	0.0%	0.0%	0.0%	0.0%
Bicycles on Crosswalk	0	0	0	0	0	0	0	0	0	0	0	0	0	0	0	0	0	0	0	0	0	0	0	0	0	0
% Bicycles on Crosswalk	0.0%	0.0%	0.0%	0.0%	0.0%	0.0%	0.0%	0.0%	0.0%	0.0%	0.0%	0.0%	0.0%	0.0%	0.0%	0.0%	0.0%	0.0%	0.0%	0.0%	0.0%	0.0%	0.0%	0.0%	0.0%	0.0%



Motorcycles

Leg Direction Start Time	Pleasant Street Southbound Right					Central Street Westbound Right					Pleasant Street Northbound Right					Central Street Eastbound Right						
	Thru	Left	U-Turn	Peds CW	Peds CCW	Thru	Left	U-Turn	Peds CW	Peds CCW	Thru	Left	U-Turn	Peds CW	Peds CCW	Thru	Left	U-Turn	Peds CW	Peds CCW		
2023-10-25 07:00:00	0	0	0	0	0	0	0	0	0	0	0	0	0	0	0	0	0	0	0	0	0	
2023-10-25 07:15:00	0	0	0	0	0	0	0	1	0	0	0	0	0	0	0	0	0	0	0	1	0	0
2023-10-25 07:30:00	0	0	0	0	0	0	0	0	0	0	0	0	0	0	0	0	0	0	0	0	0	0
2023-10-25 07:45:00	1	0	0	0	0	0	0	0	0	0	0	0	0	0	0	0	0	0	0	1	0	0
2023-10-25 08:00:00	0	0	0	0	0	0	0	0	0	0	0	0	0	0	0	0	1	0	0	0	0	0
2023-10-25 08:15:00	0	0	0	0	0	0	0	0	0	0	0	0	0	0	0	0	0	0	0	0	0	0
2023-10-25 08:30:00	0	0	0	0	0	0	0	0	0	0	0	0	0	0	0	0	0	0	0	0	0	0
2023-10-25 08:45:00	0	0	0	0	0	0	0	0	0	0	0	0	0	0	0	0	0	0	0	0	0	0
2023-10-25 16:00:00	1	0	0	0	0	0	0	0	0	0	0	0	0	0	0	0	0	0	0	2	0	0
2023-10-25 16:15:00	0	0	0	0	0	0	0	0	0	0	0	0	0	0	0	0	0	0	0	1	0	0
2023-10-25 16:30:00	0	1	0	0	0	0	0	0	0	0	0	0	0	0	0	0	0	0	0	1	0	0
2023-10-25 16:45:00	0	0	0	0	0	0	1	0	0	0	0	0	0	0	0	0	1	0	0	0	0	0
2023-10-25 17:00:00	0	0	0	0	0	0	0	0	0	0	0	0	0	0	0	0	0	0	0	1	0	0
2023-10-25 17:15:00	0	0	0	0	0	0	0	0	0	0	0	0	0	0	0	0	0	0	0	1	1	0
2023-10-25 17:30:00	0	1	0	0	0	0	0	0	0	0	0	0	0	0	0	0	0	0	0	0	0	0
2023-10-25 17:45:00	0	0	0	0	0	0	0	0	0	0	0	0	0	0	0	0	0	0	0	0	0	0
Total	2	2	0	0	0	0	1	1	0	0	0	0	0	0	0	2	0	0	0	0	3	6

Cars

Leg Direction Start Time	Pleasant Street Southbound Right					Central Street Westbound Right					Pleasant Street Northbound Right					Central Street Eastbound Right				
	Thru	Left	U-Turn	Peds CW	Peds CCW	Thru	Left	U-Turn	Peds CW	Peds CCW	Thru	Left	U-Turn	Peds CW	Peds CCW	Thru	Left	U-Turn	Peds CW	Peds CCW
2023-10-25 07:00:00	35	42	4	0	0	12	108	5	0	0	0	105	5	0	0	7	51	47	0	0
2023-10-25 07:15:00	28	60	3	0	0	10	92	6	0	0	4	90	6	0	0	7	88	51	0	0
2023-10-25 07:30:00	36	40	2	0	0	9	121	4	0	0	3	65	4	0	0	9	71	55	0	0
2023-10-25 07:45:00	35	49	2	0	0	20	99	4	0	0	4	89	2	0	0	7	75	42	0	0
2023-10-25 08:00:00	49	61	10	0	0	19	74	2	0	0	2	86	5	0	0	0	61	41	0	0
2023-10-25 08:15:00	49	88	17	0	0	20	103	11	0	0	4	80	6	0	0	7	74	41	0	0
2023-10-25 08:30:00	30	52	18	0	0	17	111	4	0	0	1	73	4	0	0	3	67	47	0	0
2023-10-25 08:45:00	38	31	3	0	0	12	116	6	0	0	7	65	5	0	0	5	82	46	0	0
2023-10-25 16:00:00	41	71	9	0	0	9	126	4	0	0	2	64	8	0	0	10	127	41	0	0
2023-10-25 16:15:00	34	92	12	0	0	13	105	12	0	0	1	51	14	0	0	8	107	37	0	0
2023-10-25 16:30:00	54	75	10	0	0	14	78	6	0	0	2	57	11	0	0	5	110	46	0	0
2023-10-25 16:45:00	47	90	9	0	0	28	76	11	0	0	7	82	14	0	0	8	109	53	0	0
2023-10-25 17:00:00	53	84	13	0	0	25	90	18	0	0	3	77	12	0	0	7	89	40	0	0
2023-10-25 17:15:00	49	96	12	0	0	21	76	9	0	0	3	79	5	0	0	16	91	58	0	0
2023-10-25 17:30:00	30	109	9	0	0	25	52	13	0	0	3	69	6	0	0	17	116	50	0	0
2023-10-25 17:45:00	41	74	15	0	0	19	54	10	0	0	3	66	10	0	0	14	101	48	0	0
Total	649	1094	148	0	0	273	1481	124	0	0	49	1198	117	0	0	130	1399	743	0	0

Single-Unit Trucks

Leg Direction Start Time	Pleasant Street Southbound Right					Central Street Westbound Right					Pleasant Street Northbound Right					Central Street Eastbound Right										
	Thru	Left	U-Turn	Peds CW	Peds CCW	Thru	Left	U-Turn	Peds CW	Peds CCW	Thru	Left	U-Turn	Peds CW	Peds CCW	Thru	Left	U-Turn	Peds CW	Peds CCW						
2023-10-25 07:00:00	5	2	1	0	0	0	0	4	0	0	0	0	0	0	0	0	3	0	0	0	0					
2023-10-25 07:15:00	4	0	0	0	0	0	0	11	0	0	0	0	0	0	0	0	5	1	0	0	0					
2023-10-25 07:30:00	3	0	0	0	0	0	0	10	0	0	0	0	0	0	0	0	0	0	0	0	0					
2023-10-25 07:45:00	3	1	0	0	0	0	0	5	0	0	0	0	0	0	0	0	1	0	0	0	0					
2023-10-25 08:00:00	2	1	1	0	0	0	0	2	0	0	0	0	0	0	0	0	0	0	0	0	0					
2023-10-25 08:15:00	1	2	0	0	0	0	0	7	0	0	0	0	0	0	0	0	2	0	0	0	0					
2023-10-25 08:30:00	3	2	0	0	0	0	0	5	1	0	0	0	0	0	0	0	0	0	0	0	0					
2023-10-25 08:45:00	6	1	0	0	0	0	0	8	0	0	0	0	0	0	0	0	1	0	0	0	0					
2023-10-25 16:00:00	3	1	0	0	0	0	0	5	0	0	0	0	0	0	0	0	1	0	0	0	0					
2023-10-25 16:15:00	2	1	0	0	0	0	0	4	0	0	0	0	0	0	0	0	1	0	0	0	0					
2023-10-25 16:30:00	2	3	0	0	0	0	0	0	0	0	0	0	0	0	0	0	1	0	0	0	0					
2023-10-25 16:45:00	2	2	0	0	0	0	0	0	0	0	0	0	0	0	0	0	2	0	0	0	0					
2023-10-25 17:00:00	1	1	0	0	0	0	0	4	0	0	0	0	0	0	0	0	1	0	0	0	0					
2023-10-25 17:15:00	2	1	0	0	0	0	0	0	0	0	0	0	0	0	0	0	2	0	0	0	0					
2023-10-25 17:30:00	1	0	0	0	0	0	0	1	0	0	0	0	0	0	0	0	0	0	0	0	0					
2023-10-25 17:45:00	1	1	0	0	0	0	0	1	0	0	0	0	0	0	0	0	1	0	0	0	0					
Total	41	19	2	0	0	0	2	67	1	0	0	0	0	0	0	21	1	0	0	0	3	63	50	0	0	0

Articulated Trucks

Leg Direction Start Time	Pleasant Street Southbound Right					Central Street Westbound Right					Pleasant Street Northbound Right					Central Street Eastbound Right				
	Thru	Left	U-Turn	Peds CW	Peds CCW	Thru	Left	U-Turn	Peds CW	Peds CCW	Thru	Left	U-Turn	Peds CW	Peds CCW	Thru	Left	U-Turn	Peds CW	Peds CCW
2023-10-25 07:00:00	0	0	0	0	0	0	2	0	0	0	0	0	0	0	0	0	2	0	0	0
2023-10-25 07:15:00	1	0	0	0	0	0	1	0	0	0	0	1	0	0	0	0	0	0	0	0
2023-10-25 07:30:00	0	1	0	0	0	0	1	0	0	0	0	0	0	0	0	0	2	2	0	0
2023-10-25 07:45:00	0	0	0	0	0	0	1	0	0	0	0	0	0	0	0	0	1	1	0	0
2023-10-25 08:00:00	0	0	0	0	0	0	0	0	0	0	0	0	0	0	0	0	1	1	0	0
2023-10-25 08:15:00	0	0	0	0	0	0	3	0	0	0	0	0	0	0	0	0	0	0	0	0
2023-10-25 08:30:00	0	0	0	0	0	0	1	0	0	0	0	0	0	0	0	0	0	0	0	0
2023-10-25 08:45:00	0	2	0	0	0	0	2	0	0	0	0	1	0	0	0	0	1	1	0	0
2023-10-25 16:00:00	0	1	0	0	0	0	1	0	0	0	0	0	0	0	0	0	0	0	0	0
2023-10-25 16:15:00	0	0	0	0	0	0	0	0	0	0	0	0	0	0	0	0	3	1	0	0
2023-10-25 16:30:00	1	0	0	0	0	0	0	0	0	0	1	0	0	0	0	0	0	1	0	0
2023-10-25 16:45:00	0	0	0	0	0	0	0	0	0	0	0	0	0	0	0	0	0	0	0	0
2023-10-25 17:00:00	0	0	0	0	0	0	0	0	0	0	0	0	0	0	0	0	0	0	0	0
2023-10-25 17:15:00	0	0	0	0	0	0	1	0	0	0	0	0	0	0	0	0	1	0	0	0
2023-10-25 17:30:00	0	0	0	0	0	0	3	0	0	0	0	0	0	0	0	0	0	0	0	0
2023-10-25 17:45:00	0	0	0	0	0	0	0	0	0	0	0	0	0	0	0	0	1	0	0	0
Total	2	4	0	0	0	0	16	0	0	0	1	2	0	0	0	0	12	7	0	0

Buses

Leg Direction Start Time	Pleasant Street Southbound Right					Central Street Westbound Right					Pleasant Street Northbound Right					Central Street Eastbound Right					
	Thru	Left	U-Turn	Peds CW	Peds CCW	Thru	Left	U-Turn	Peds CW	Peds CCW	Thru	Left	U-Turn	Peds CW	Peds CCW	Thru	Left	U-Turn	Peds CW	Peds CCW	
2023-10-25 07:00:00	0	0	0	0	0	0	2	0	0	0	0	0	0	0	0	0	0	1	0	0	0
2023-10-25 07:15:00	1	0	0	0	0	0	0	0	0	0	0	0	0	0	0	0	0	0	0	0	0
2023-10-25 07:30:00	1	0	1	0	0	0	0	0	0	0	0	0	0	0	0	0	1	1	0	0	0
2023-10-25 07:45:00	0	0	0	0	0	0	1	0	0	0	0	0	0	0	0	1	0	0	0	0	0
2023-10-25 08:00:00	0	2	0	0	0	0	1	0	0	0	0	0	0	0	0	1	1	0	0	0	0
2023-10-25 08:15:00	0	1	0	0	0	0	1	1	0	0	0	0	0	0	0	0	0	0	0	0	0
2023-10-25 08:30:00	0	0	0	0	0	0	1	1	0	0	0	0	0	0	1	1	0	0	0	0	0
2023-10-25 08:45:00	0	0	0	0	0	0	0	0	0	0	0	0	0	0	0	1	0	0	0	0	0
2023-10-25 16:00:00	0	0	0	0	0	0	0	0	0	0	0	0	0	0	0	0	0	0	0	0	0
2023-10-25 16:15:00	1	1	0	0	0	0	0	0	0	0	0	0	0	0	0	0	0	0	0	0	0
2023-10-25 16:30:00	0	0	0	0	0	0	0	0	0	0	0	0	0	0	0	1	0	0	0	0	0
2023-10-25 16:45:00	0	0	0	0	0	0	0	0	0	0	0	0	0	0	0	0	0	0	0	0	0
2023-10-25 17:00:00	0	0	0	0	0	0	0	0	0	0	0	0	0	0	0	0	0	0	0	0	0
2023-10-25 17:15:00	0	0	0	0	0	0	0	0	0	0	0	0	0	0	0	0	0	0	0	0	0
2023-10-25 17:30:00	1	1	0	0	0	0	0	0	0	0	0	0	0	0	0	0	0	0	0	0	0
2023-10-25 17:45:00	0	0	0	0	0	0	0	0	0	0	0	0	0	0	0	0	0	0	0	0	0
Total	4	5	1	0	0	0	2	5	1	0	0	0	0	0	0	4	0	0	0	0	0

RTOR

Leg Direction Start Time	Pleasant Street Southbound Right	Central Street Westbound Right	Pleasant Street Northbound Right	Central Street Eastbound Right	
2023-10-25 07:00:00		5	0	0	0
2023-10-25 07:15:00		4	0	0	2
2023-10-25 07:30:00		6	0	0	1
2023-10-25 07:45:00		8	1	0	1
2023-10-25 08:00:00		4	0	0	2
2023-10-25 08:15:00		2	0	0	1
2023-10-25 08:30:00		9	0	0	0
2023-10-25 08:45:00		4	0	0	1
2023-10-25 16:00:00		5	0	0	1
2023-10-25 16:15:00		10	0	0	0
2023-10-25 16:30:00		1	1	0	2
2023-10-25 16:45:00		3	3	1	0
2023-10-25 17:00:00		5	4	1	1
2023-10-25 17:15:00		1	3	1	1
2023-10-25 17:30:00		14	2	0	0
2023-10-25 17:45:00		4	4	0	2
Total		85	18	3	15

Pedestrians

Leg Direction Start Time	Pleasant Street Southbound Right					Central Street Westbound Right					Pleasant Street Northbound Right					Central Street Eastbound Right				
	Thru	Left	U-Turn	Peds CW	Peds CCW	Thru	Left	U-Turn	Peds CW	Peds CCW	Thru	Left	U-Turn	Peds CW	Peds CCW	Thru	Left	U-Turn	Peds CW	Peds CCW
2023-10-25 07:00:00	0	0	0	0	0	0	0	0	0	0	0	0	0	0	0	0	0	0	0	0
2023-10-25 07:15:00	0	0	0	0	0	0	0	0	0	0	0	0	0	0	0	0	0	0	0	0
2023-10-25 07:30:00	0	0	0	0	0	0	0	0	0	1	0	0	0	0	0	0	0	0	0	0
2023-10-25 07:45:00	0	0	0	0	0	0	0	0	0	0	0	0	0	0	0	0	0	0	0	0
2023-10-25 08:00:00	0	0	0	0	0	0	0	0	0	3	0	0	0	0	0	0	0	0	0	0
2023-10-25 08:15:00	0	0	0	0	0	0	0	0	0	0	0	0	0	0	0	0	0	0	0	0
2023-10-25 08:30:00	0	0	0	0	1	0	0	0	0	0	0	0	0	0	0	0	0	0	0	0
2023-10-25 08:45:00	0	0	0	0	0	0	0	0	0	0	0	0	0	0	0	0	0	0	0	0
2023-10-25 16:00:00	0	0	0	0	0	0	0	0	0	0	0	0	0	0	0	0	0	0	0	0
2023-10-25 16:15:00	0	0	0	0	0	0	0	0	0	1	0	0	0	0	0	0	0	0	0	0
2023-10-25 16:30:00	0	0	0	0	0	0	0	0	0	0	0	0	0	0	0	0	0	0	0	0
2023-10-25 16:45:00	0	0	0	0	0	0	0	0	0	0	0	0	0	0	0	0	0	0	0	0
2023-10-25 17:00:00	0	0	0	0	0	0	0	0	0	1	0	0	0	0	0	0	0	0	0	0
2023-10-25 17:15:00	0	0	0	0	0	0	0	0	0	4	0	0	0	0	0	0	0	0	0	0
2023-10-25 17:30:00	0	0	0	0	0	0	0	0	0	0	0	0	0	0	0	0	0	0	0	0
2023-10-25 17:45:00	0	0	0	0	0	0	0	0	0	0	0	0	0	0	0	0	0	0	0	0
Total	0	0	0	0	1	0	0	0	0	10	0	0	0	0	0	0	0	0	0	1

Bicycles on Road

Leg Direction Start Time	Pleasant Street Southbound Right					Central Street Westbound Right					Pleasant Street Northbound Right					Central Street Eastbound Right				
	Thru	Left	U-Turn	Peds CW	Peds CCW	Thru	Left	U-Turn	Peds CW	Peds CCW	Thru	Left	U-Turn	Peds CW	Peds CCW	Thru	Left	U-Turn	Peds CW	Peds CCW
2023-10-25 07:00:00	0	0	0	0	0	0	0	0	0	0	0	0	0	0	0	0	0	0	0	0
2023-10-25 07:15:00	0	0	0	0	0	0	0	0	0	0	0	0	0	0	0	0	0	0	0	0
2023-10-25 07:30:00	0	0	0	0	0	0	0	0	0	0	0	0	0	0	0	0	0	0	0	0
2023-10-25 07:45:00	0	0	0	0	0	0	0	0	0	0	0	0	0	0	0	0	0	0	0	0
2023-10-25 08:00:00	0	0	0	0	0	0	0	0	0	0	0	0	0	0	0	0	0	0	0	0
2023-10-25 08:15:00	0	0	0	0	0	0	0	0	0	0	0	0	0	0	0	0	0	0	0	0
2023-10-25 08:30:00	0	0	0	0	0	0	0	0	0	0	0	0	0	0	0	0	0	0	0	0
2023-10-25 08:45:00	0	0	0	0	0	0	0	0	0	0	0	0	0	0	0	0	0	0	0	0
2023-10-25 16:00:00	0	0	0	0	0	0	0	0	0	0	0	0	0	0	0	0	1	0	0	0
2023-10-25 16:15:00	0	0	0	0	0	0	0	1	0	0	0	0	0	0	0	0	1	0	0	0
2023-10-25 16:30:00	0	0	0	0	0	0	0	1	0	0	0	0	0	0	0	0	0	0	0	0
2023-10-25 16:45:00	0	0	0	0	0	0	0	0	0	0	0	0	0	0	0	0	0	0	0	0
2023-10-25 17:00:00	0	0	0	0	0	0	0	0	0	0	0	0	0	0	0	0	0	0	0	0
2023-10-25 17:15:00	0	0	0	0	0	0	0	0	0	0	0	0	0	0	0	0	0	0	0	0
2023-10-25 17:30:00	0	0	0	0	0	0	0	0	0	0	0	0	0	0	0	0	0	0	0	0
2023-10-25 17:45:00	0	0	0	0	0	0	0	0	0	0	0	0	0	0	0	0	0	0	0	0
Total	0	0	0	0	0	0	0	2	0	0	0	0	0	0	0	0	2	0	0	0

Bicycles on Crosswalk

Leg Direction Start Time	Pleasant Street Southbound Right					Central Street Westbound Right					Pleasant Street Northbound Right					Central Street Eastbound Right					
	Thru	Left	U-Turn	Peds CW	Peds CCW	Thru	Left	U-Turn	Peds CW	Peds CCW	Thru	Left	U-Turn	Peds CW	Peds CCW	Thru	Left	U-Turn	Peds CW	Peds CCW	
2023-10-25 07:00:00	0	0	0	0	0	0	0	0	0	0	0	0	0	0	0	0	0	0	0	0	0
2023-10-25 07:15:00	0	0	0	0	0	0	0	0	0	0	0	0	0	0	0	0	0	0	0	0	0
2023-10-25 07:30:00	0	0	0	0	0	0	0	0	0	0	0	0	0	0	0	0	0	0	0	0	0
2023-10-25 07:45:00	0	0	0	0	0	0	0	0	0	0	0	0	0	0	0	0	0	0	0	0	0
2023-10-25 08:00:00	0	0	0	0	0	0	0	0	0	0	0	0	0	0	0	0	0	0	0	0	0
2023-10-25 08:15:00	0	0	0	0	0	0	0	0	0	0	0	0	0	0	0	0	0	0	0	0	0
2023-10-25 08:30:00	0	0	0	0	0	0	0	0	0	0	0	0	0	0	0	0	0	0	0	0	0
2023-10-25 08:45:00	0	0	0	0	0	0	0	0	0	0	0	0	0	0	0	0	0	0	0	0	0
2023-10-25 16:00:00	0	0	0	0	2	0	0	0	0	0	0	0	0	0	0	0	0	0	0	0	1
2023-10-25 16:15:00	0	0	0	0	0	0	0	0	0	0	0	0	0	0	0	0	0	0	0	0	1
2023-10-25 16:30:00	0	0	0	0	0	2	0	0	0	0	0	0	0	0	0	0	0	0	0	0	1
2023-10-25 16:45:00	0	0	0	0	0	0	0	0	0	0	0	0	0	0	0	0	0	0	0	0	0
2023-10-25 17:00:00	0	0	0	0	0	0	0	0	0	0	0	0	0	0	0	0	0	0	0	0	0
2023-10-25 17:15:00	0	0	0	0	0	0	0	0	0	0	0	0	0	0	0	0	0	0	0	0	0
2023-10-25 17:30:00	0	0	0	0	0	0	0	0	0	0	0	0	0	0	0	0	0	0	0	0	0
2023-10-25 17:45:00	0	0	0	0	0	0	0	0	0	0	0	0	0	0	0	0	0	0	0	0	0
Total	0	0	0	0	2	2	0	0	0	0	0	0	0	0	0	0	0	0	0	1	2

Total Volume Class Breakdown

Leg Direction Start Time	Pleasant Street				Central Street				Pleasant Street				Central Street				App Total	Peds CW	Peds CCW	Int Total										
	Southbound		Northbound		Westbound		Eastbound		Northbound		Southbound		Eastbound																	
	Right	Thru	Left	U-Turn	Right	Thru	Left	U-Turn	Right	Thru	Left	U-Turn	Right	Thru	Left	U-Turn														
2023-10-25 07:00:00	45	44	5	0	94	0	0	12	116	5	0	133	0	0	0	108	5	0	113	0	0	7	58	54	0	119	0	0	469	
2023-10-25 07:15:00	38	60	3	0	101	0	0	10	105	6	0	111	0	0	4	95	7	0	102	0	0	9	73	57	0	130	0	0	461	
2023-10-25 07:30:00	46	41	3	0	90	0	1	9	132	4	0	145	0	0	3	65	4	0	72	1	0	10	81	63	0	144	0	0	461	
2023-10-25 07:45:00	47	50	2	0	99	0	0	21	106	4	0	131	0	0	4	91	2	0	97	0	0	9	82	49	0	140	0	0	467	
2023-10-25 08:00:00	55	64	11	0	130	0	3	20	79	2	0	98	0	0	2	88	5	0	95	0	0	2	70	49	0	121	0	0	444	
2023-10-25 08:15:00	52	71	17	0	140	0	0	23	114	11	0	148	0	0	4	82	6	0	92	0	0	8	79	46	0	132	0	0	512	
2023-10-25 08:30:00	42	64	18	0	114	1	0	17	118	6	0	141	0	0	1	74	4	0	79	0	0	4	72	48	0	124	0	0	458	
2023-10-25 08:45:00	48	34	3	0	85	0	0	12	126	6	0	144	0	0	7	68	5	0	80	0	0	7	85	52	0	144	0	0	453	
2023-10-25 16:00:00	50	73	9	0	132	2	0	9	132	4	0	145	0	0	2	65	8	0	75	0	0	11	132	44	0	187	0	1	539	
2023-10-25 16:15:00	47	94	12	0	153	0	1	13	110	12	0	135	0	0	1	52	14	0	67	0	0	8	114	41	0	163	0	1	518	
2023-10-25 16:30:00	58	79	10	0	147	0	2	15	79	6	0	100	0	0	3	58	11	0	72	0	0	7	113	50	0	170	1	0	489	
2023-10-25 16:45:00	52	92	9	0	153	0	0	32	75	11	0	119	0	0	8	85	14	0	107	0	0	8	114	53	0	175	0	0	554	
2023-10-25 17:00:00	59	85	13	0	157	0	1	29	94	18	0	141	0	0	4	78	12	0	94	0	0	8	93	44	0	145	0	0	537	
2023-10-25 17:15:00	52	97	12	0	161	0	4	24	77	9	0	109	0	0	4	81	5	0	90	0	0	10	96	59	0	174	0	0	534	
2023-10-25 17:30:00	46	111	9	0	166	0	0	27	56	13	0	96	0	0	3	69	6	0	78	0	0	17	119	51	0	187	0	0	527	
2023-10-25 17:45:00	46	75	15	0	136	0	0	23	55	10	0	88	0	0	3	57	10	0	80	0	0	16	103	49	0	168	0	0	472	
Grand Total	753	1124	151	0	2028	1	10	286	1972	126	0	1994	0	0	53	1227	118	0	1396	1	0	160	1463	809	0	2442	1	2	7882	
% Approach	38.0%	54.6%	7.3%	0.0%				14.8%	78.8%	6.2%	0.0%				3.8%	87.8%	8.4%	0.0%				6.1%	60.7%	33.1%	0.0%					
% Total	9.9%	14.2%	1.9%	0.0%	26.1%			3.8%	19.9%	1.6%	0.0%	25.3%			0.7%	15.5%	1.5%	0.0%	17.7%			1.9%	18.8%	10.3%	0.0%	38.9%				
Motorcycles	2	2	0	0	4			1	1	0	0	2			0	2	0	0	2			0	3	6	0	9			17	
% Motorcycles	0.3%	0.2%	0.0%	0.0%	0.2%			0.3%	0.1%	0.0%	0.0%	0.1%			0.0%	0.2%	0.0%	0.0%	0.1%			0.0%	0.2%	0.7%	0.0%	0.4%			0.2%	
Cars	649	1094	148	0	1891			273	1481	124	0	1878			49	1198	117	0	1364			130	1309	743	0	2272			7465	
% Cars	82.9%	97.3%	98.0%	0.0%	91.9%			92.2%	94.2%	98.4%	0.0%	94.2%			92.5%	97.6%	99.2%	0.0%	97.6%			86.7%	94.3%	91.8%	0.0%	93.0%			93.8%	
Single-Unit Trucks	41	19	2	0	62			2	67	1	0	70			0	21	1	0	22			3	63	50	0	116			239	
% Single-Unit Trucks	5.2%	1.7%	1.3%	0.0%	3.0%			0.7%	4.3%	0.8%	0.0%	3.6%			0.0%	1.7%	0.8%	0.0%	1.6%			2.0%	4.2%	6.2%	0.0%	4.8%			3.4%	
Articulated Trucks	2	4	0	0	6			0	16	0	0	16			1	2	0	0	3			0	12	7	0	19			44	
% Articulated Trucks	0.3%	0.4%	0.0%	0.0%	0.3%			0.0%	1.0%	0.0%	0.0%	0.8%			1.5%	0.2%	0.0%	0.0%	0.2%			0.0%	1.8%	0.9%	0.0%	0.8%			0.6%	
Buses	4	5	1	0	10			2	5	1	0	8			0	4	0	0	4			2	4	3	0	9			31	
% Buses	0.5%	0.4%	0.7%	0.0%	0.5%			0.0%	0.3%	0.5%	0.0%	0.4%			0.0%	0.3%	0.0%	0.0%	0.0%			1.3%	0.3%	0.4%	0.0%	0.4%			0.4%	
Bicycles on Road	0	0	0	0	0			0	2	0	0	2			0	0	0	0	0			0	2	0	0	2			4	
% Bicycles on Road	0.0%	0.0%	0.0%	0.0%	0.0%			0.0%	0.1%	0.0%	0.0%	0.1%			0.0%	0.0%	0.0%	0.0%	0.0%			0.0%	0.1%	0.0%	0.0%	0.1%			0.1%	
RTOR	85	85	0	0	170			18	18	0	0	18			3	3	0	0	6			15	15	0	0	15			30	
% RTOR	10.9%				4.1%			6.1%				0.9%			5.7%				0.2%			0.0%	0.1%	0.0%	0.0%	0.1%			1.5%	
Pedestrians						1	10															1	0						0	
% Pedestrians						33.3%	83.3%															100.0%	0.0%						0.0%	0.0%
Bicycles on Crosswalk						2	2															0	0						1	2
% Bicycles on Crosswalk						66.7%	16.7%															0.0%	0.0%						100.0%	100.0%

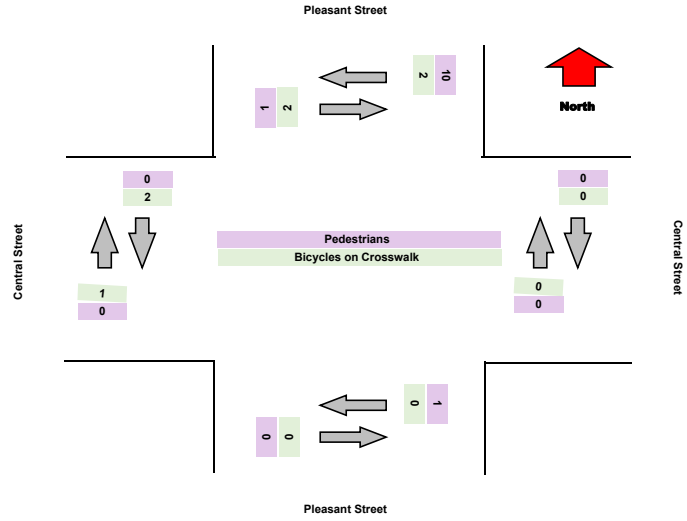
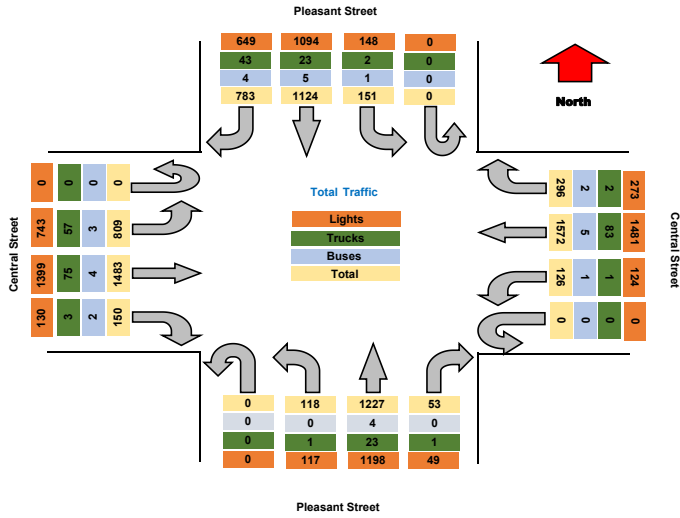
PM Peak Class Breakdown

Leg Direction	Pleasant Street Southbound					Central Street Westbound					Pleasant Street Northbound					Central Street Eastbound					Int Total								
	Right	Thru	Left	U-Turn	App Total	Peds CW	Peds CCW	Right	Thru	Left	U-Turn	App Total	Peds CW	Peds CCW	Right	Thru	Left	U-Turn	App Total	Peds CW		Peds CCW							
2023-10-25 16:45:00	52	92	9	0	153	0	0	32	78	11	0	119	0	0	8	85	14	0	107	0	0	8	114	53	0	175	0	0	354
2023-10-25 17:00:00	59	85	13	0	157	0	1	29	94	18	0	141	0	0	4	78	12	0	94	0	0	8	93	44	0	149	0	0	337
2023-10-25 17:15:00	62	97	12	0	161	0	4	24	77	8	0	109	0	0	4	81	5	0	90	0	0	10	96	50	0	154	0	0	334
2023-10-25 17:30:00	48	111	9	0	168	0	0	27	59	13	0	99	0	0	3	69	8	0	78	0	0	17	119	51	0	187	0	0	332
Grand Total	200	385	43	0	437	0	5	112	303	50	0	463	0	0	19	313	37	0	369	0	0	52	422	207	0	631	0	0	2122
% Approach	32.8%	60.4%	6.8%	0.0%				24.1%	65.2%	10.8%	0.0%				5.1%	64.8%	10.0%	0.0%				7.6%	62.0%	30.4%	0.0%				
% Total	9.7%	17.0%	2.0%	0.0%	29.6%			6.2%	14.1%	2.3%	0.0%	21.6%			0.9%	14.0%	1.7%	0.0%	17.1%			2.4%	19.0%	9.6%	0.0%	31.6%			
PHF	0.888	0.887	0.827	0.000	0.939			0.875	0.809	0.694	0.000	0.824			0.894	0.821	0.661	0.000	0.882			0.884	0.887	0.777	0.000	0.919			
Motorcycles	0	0	0	0	1			0	0	0	0	1			0	0	0	0	1			0	0	0	0	2			
% Motorcycles	0.0%	0.3%	0.0%	0.0%	0.2%			0.0%	0.0%	0.0%	0.0%	0.2%			0.0%	0.3%	0.0%	0.0%	0.3%			0.0%	0.2%	1.0%	0.0%	0.4%			
Cars	179	370	43	0	591			99	264	50	0	413			16	307	37	0	360			48	402	201	0	651			
% Cars	89.6%	96.4%	100.0%	0.0%	94.3%			88.4%	87.0%	100.0%	0.0%	89.3%			84.2%	98.1%	100.0%	0.0%	97.6%			92.3%	96.0%	97.1%	0.0%	96.0%			
Single-Unit Trucks	0	4	0	0	4			0	4	0	0	4			0	0	0	0	0			2	15	4	0	21			
% Single-Unit Trucks	0.0%	1.0%	0.0%	0.0%	1.0%			0.0%	1.3%	0.0%	0.0%	1.1%			0.0%	1.6%	0.0%	0.0%	1.6%			3.8%	3.6%	1.9%	0.0%	3.1%			
Articulated Trucks	0	0	0	0	0			0	0	0	0	0			0	0	0	0	0			0	0	0	0	0			
% Articulated Trucks	0.0%	0.0%	0.0%	0.0%	0.0%			0.0%	0.0%	0.0%	0.0%	0.0%			0.0%	0.0%	0.0%	0.0%	0.0%			0.0%	0.2%	0.0%	0.0%	0.1%			
Buses	1	0	0	0	1			0	0	0	0	0			0	0	0	0	0			0	0	0	0	0			
% Buses	0.5%	0.3%	0.0%	0.0%	0.2%			0.0%	0.0%	0.0%	0.0%	0.0%			0.0%	0.0%	0.0%	0.0%	0.0%			0.0%	0.0%	0.0%	0.0%	0.0%			
Bicycles on Road	0	0	0	0	0			0	0	0	0	0			0	0	0	0	0			0	0	0	0	0			
% Bicycles on Road	0.0%	0.0%	0.0%	0.0%	0.0%			0.0%	0.0%	0.0%	0.0%	0.0%			0.0%	0.0%	0.0%	0.0%	0.0%			0.0%	0.0%	0.0%	0.0%	0.0%			
RTOR	23	0	0	0	23			12	0	0	0	12			3	0	0	0	3			2	0	0	0	2			
% RTOR	11.0%	0.0%	0.0%	0.0%	5.3%			10.7%	0.0%	0.0%	0.0%	2.6%			1.58%	0.0%	0.0%	0.0%	0.8%			3.8%	0.0%	0.0%	0.0%	0.5%			
Pedestrians	0	0	0	0	0			5	0	0	0	5			0	0	0	0	0			0	0	0	0	0			
% Pedestrians	0.0%	0.0%	0.0%	0.0%	0.0%			100.0%	0.0%	0.0%	0.0%	0.0%			0.0%	0.0%	0.0%	0.0%	0.0%			0.0%	0.0%	0.0%	0.0%	0.0%			
Bicycles on Crosswalk	0	0	0	0	0			0	0	0	0	0			0	0	0	0	0			0	0	0	0	0			
% Bicycles on Crosswalk	0.0%	0.0%	0.0%	0.0%	0.0%			0.0%	0.0%	0.0%	0.0%	0.0%			0.0%	0.0%	0.0%	0.0%	0.0%			0.0%	0.0%	0.0%	0.0%	0.0%			

Turning Movement Data

Leg Direction	Pleasant Street Southbound								Central Street Westbound								Pleasant Street Northbound								Central Street Eastbound								Total
	Right	Thru	Left	U-Turn	App Total	Peds CW	Peds CCW		Right	Thru	Left	U-Turn	App Total	Peds CW	Peds CCW		Right	Thru	Left	U-Turn	App Total	Peds CW	Peds CCW		Right	Thru	Left	U-Turn	App Total	Peds CW	Peds CCW		
7:00:00 AM	45	44	5	0	94	0	0		12	116	5	0	133	0	0		0	108	5	0	113	0	0		7	58	54	0	119	0	0		459
7:15:00 AM	38	60	3	0	101	0	0		10	105	6	0	121	0	0		4	96	7	0	107	0	0		9	73	57	0	139	0	0		468
7:30:00 AM	46	41	3	0	90	0	1		9	132	4	0	145	0	0		3	65	4	0	72	1	0		10	81	63	0	154	0	0		461
7:45:00 AM	47	50	2	0	99	0	0		21	106	4	0	131	0	0		4	91	2	0	97	0	0		9	82	49	0	140	0	0		467
Hourly Total	176	195	13	0	384	0	1		52	459	19	0	530	0	0		11	360	18	0	389	1	0		35	294	223	0	552	0	0		1855
8:00:00 AM	55	64	11	0	130	0	3		20	76	2	0	98	0	0		2	88	5	0	95	0	0		2	70	49	0	121	0	0		444
8:15:00 AM	52	71	17	0	140	0	0		23	114	11	0	148	0	0		4	82	6	0	92	0	0		8	78	46	0	132	0	0		512
8:30:00 AM	42	54	18	0	114	1	0		17	118	6	0	141	0	0		1	74	4	0	79	0	0		4	72	48	0	124	0	0		458
8:45:00 AM	48	34	3	0	85	0	0		12	126	6	0	144	0	0		7	68	5	0	80	0	0		7	85	52	0	144	0	0		453
Hourly Total	197	223	49	0	469	1	3		72	434	25	0	531	0	0		14	312	20	0	346	0	0		21	305	195	0	521	0	0		1867
4:00:00 PM	50	73	9	0	132	2	0		9	132	4	0	145	0	0		2	65	8	0	75	0	0		11	132	44	0	187	0	1		539
4:15:00 PM	47	94	12	0	153	0	1		13	110	12	0	135	0	0		1	52	14	0	67	0	0		8	114	41	0	163	0	1		518
4:30:00 PM	58	79	10	0	147	0	2		15	79	6	0	100	0	0		3	58	11	0	72	0	0		7	113	50	0	170	1	0		489
4:45:00 PM	52	92	9	0	153	0	0		32	78	11	0	119	0	0		8	85	14	0	107	0	0		8	114	53	0	175	0	0		564
Hourly Total	207	338	40	0	585	2	3		69	397	33	0	499	0	0		14	260	47	0	321	0	0		34	473	188	0	695	1	2		2100
5:00:00 PM	59	85	13	0	157	0	1		29	94	18	0	141	0	0		4	78	12	0	94	0	0		8	93	44	0	145	0	0		537
5:15:00 PM	52	97	12	0	161	0	4		24	77	8	0	109	0	0		4	81	5	0	90	0	0		19	96	59	0	174	0	0		534
5:30:00 PM	46	111	9	0	166	0	0		27	56	13	0	96	0	0		3	69	6	0	78	0	0		17	119	51	0	187	0	0		527
5:45:00 PM	46	75	15	0	136	0	0		23	55	10	0	88	0	0		3	67	10	0	80	0	0		16	103	49	0	168	0	0		472
Hourly Total	203	368	49	0	620	0	5		103	282	49	0	434	0	0		14	295	33	0	342	0	0		60	411	203	0	674	0	0		2070
Grand Total	793	1124	151	0	2058	3	12		296	1972	126	0	1994	0	0		53	1227	118	0	1398	1	0		150	1483	809	0	2442	1	2		7892
% Approach	38.0%	54.6%	7.3%	0.0%	0.0%	0.0%	0.0%		14.8%	78.8%	6.3%	0.0%	0.0%	0.0%	0.0%		3.8%	87.8%	8.4%	0.0%	0.0%	0.0%	0.0%		6.1%	60.7%	33.1%	0.0%	0.0%	0.0%	0.0%		0.0%
% Total	9.9%	14.2%	1.9%	0.0%	26.1%	0.0%	0.0%		3.8%	19.9%	1.6%	0.0%	25.3%	0.0%	0.0%		0.7%	15.5%	1.5%	0.0%	17.7%	0.0%	0.0%		1.9%	18.8%	10.3%	0.0%	30.9%	0.0%	0.0%		0.0%
Lights	649	1094	148	0	1891	0	0		273	1481	124	0	1878	0	0		49	1198	117	0	1364	0	0		130	1399	743	0	2272	0	0		7405
% Lights	82.9%	97.3%	98.0%	0.0%	91.9%	0.0%	0.0%		92.2%	94.2%	98.4%	0.0%	94.2%	0.0%	0.0%		92.5%	97.6%	99.2%	0.0%	97.6%	0.0%	0.0%		86.7%	94.3%	91.8%	0.0%	93.0%	0.0%	0.0%		93.8%
Trucks	43	23	2	0	68	0	0		2	83	1	0	86	0	0		1	23	1	0	25	0	0		3	75	57	0	135	0	0		314
% Trucks	5.5%	2.0%	1.3%	0.0%	3.3%	0.0%	0.0%		0.7%	5.3%	0.8%	0.0%	4.3%	0.0%	0.0%		1.9%	1.9%	0.8%	0.0%	1.8%	0.0%	0.0%		2.0%	5.1%	7.0%	0.0%	5.8%	0.0%	0.0%		4.0%
Buses	4	5	1	0	10	0	0		2	5	1	0	8	0	0		0	4	0	0	4	0	0		2	4	3	0	9	0	0		31
% Buses	0.5%	0.4%	0.7%	0.0%	0.5%	0.0%	0.0%		0.0%	0.3%	0.8%	0.0%	0.4%	0.0%	0.0%		0.0%	0.3%	0.0%	0.0%	0.3%	0.0%	0.0%		1.3%	0.3%	0.4%	0.0%	0.4%	0.0%	0.0%		0.4%
Pedestrians	0	0	0	0	0	1	10		0	0	0	0	0	0	0		0	0	0	0	0	0	0		0	0	0	0	0	0	0		0
% Pedestrians	0.0%	0.0%	0.0%	0.0%	0.0%	33.3%	83.3%		0.0%	0.0%	0.0%	0.0%	0.0%	0.0%	0.0%		0.0%	0.0%	0.0%	0.0%	0.0%	100.0%	0.0%		0.0%	0.0%	0.0%	0.0%	0.0%	0.0%	0.0%		0.0%
Bicycles on Crosswalk	0	0	0	0	0	2	2		0	0	0	0	0	0	0		0	0	0	0	0	0	0		0	0	0	0	0	1	2		0
% Bicycles on Crosswalk	0.0%	0.0%	0.0%	0.0%	0.0%	66.7%	16.7%		0.0%	0.0%	0.0%	0.0%	0.0%	0.0%	0.0%		0.0%	0.0%	0.0%	0.0%	0.0%	0.0%	0.0%		0.0%	0.0%	0.0%	0.0%	0.0%	100.0%	100.0%		0.0%

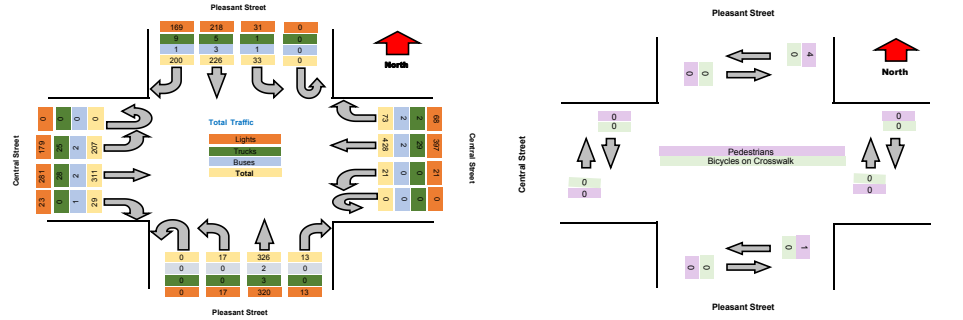
Turning Movement Data Plot



Turning Movement Peak Hour Data (AM)

7:30:00 AM

Leg Direction	Pleasant Street Southbound							Central Street Westbound							Pleasant Street Northbound							Central Street Eastbound							Total
	Right	Thru	Left	U-Turn	App Total	Peds CW	Peds CCW	Right	Thru	Left	U-Turn	App Total	Peds CW	Peds CCW	Right	Thru	Left	U-Turn	App Total	Peds CW	Peds CCW	Right	Thru	Left	U-Turn	App Total	Peds CW	Peds CCW	
7:30:00 AM	46	41	3	0	90	0	1	9	132	4	0	145	0	0	3	65	4	0	72	1	0	10	81	63	0	154	0	0	461
7:45:00 AM	47	50	2	0	99	0	0	21	106	4	0	131	0	0	4	91	2	0	97	0	0	9	92	49	0	140	0	0	467
8:00:00 AM	55	64	11	0	130	0	3	20	76	2	0	98	0	0	2	88	5	0	95	0	0	2	70	49	0	121	0	0	444
8:15:00 AM	52	71	17	0	140	0	0	23	114	11	0	148	0	0	4	82	6	0	92	0	0	8	78	46	0	132	0	0	512
Grand Total	200	226	33	0	459	0	4	73	428	21	0	522	0	0	13	326	17	0	356	1	0	29	311	207	0	547	0	0	1884
% Approach	43.6%	49.2%	7.2%	0.0%	24.4%	0.0%	0.0%	14.0%	82.0%	4.0%	0.0%	0.0%	0.0%	0.0%	3.7%	91.6%	4.8%	0.0%	0.0%	0.0%	0.0%	5.3%	56.9%	37.8%	0.0%	0.0%	0.0%	0.0%	
% Total	10.6%	12.0%	1.8%	0.0%	24.4%	0.0%	0.0%	3.9%	22.7%	1.1%	0.0%	27.7%	0.0%	0.0%	0.7%	17.3%	0.9%	0.0%	18.9%	0.0%	0.0%	1.5%	16.5%	11.0%	0.0%	29.0%	0.0%	0.0%	
PHF	0.909	0.796	0.485	0.000	0.820	0.000	0.000	0.793	0.811	0.477	0.000	0.882	0.000	0.000	0.813	0.896	0.708	0.000	0.918	0.000	0.000	0.725	0.948	0.821	0.000	0.888	0.000	0.000	0.920
Lights	169	218	31	0	418	0	0	68	397	21	0	486	0	0	13	320	17	0	350	0	0	23	281	179	0	483	0	0	1737
% Lights	84.5%	96.5%	93.9%	0.0%	91.1%	0.0%	0.0%	93.2%	92.8%	100.0%	0.0%	93.1%	0.0%	0.0%	100.0%	98.2%	100.0%	0.0%	98.3%	0.0%	0.0%	79.3%	90.4%	86.5%	0.0%	88.3%	0.0%	0.0%	92.2%
Trucks	9	5	1	0	15	0	0	2	29	0	0	31	0	0	0	3	0	0	3	0	0	0	28	25	0	53	0	0	102
% Trucks	4.5%	2.2%	3.0%	0.0%	3.3%	0.0%	0.0%	2.7%	6.8%	0.0%	0.0%	5.9%	0.0%	0.0%	0.0%	0.9%	0.0%	0.0%	0.8%	0.0%	0.0%	0.0%	9.0%	12.1%	0.0%	9.7%	0.0%	0.0%	5.4%
Buses	1	3	1	0	5	0	0	2	2	0	0	4	0	0	0	2	0	0	2	0	0	1	2	2	0	5	0	0	16
% Buses	0.5%	1.3%	3.0%	0.0%	1.1%	0.0%	0.0%	2.7%	0.5%	0.0%	0.0%	0.8%	0.0%	0.0%	0.0%	0.6%	0.0%	0.0%	0.6%	0.0%	0.0%	3.4%	0.6%	1.0%	0.0%	0.9%	0.0%	0.0%	0.8%
Pedestrians	0	0	0	0	0	0	4	0	0	0	0	0	0	0	0	0	0	0	0	1	0	0	0	0	0	0	0	0	0
% Pedestrians	0.0%	0.0%	0.0%	0.0%	0.0%	0.0%	100.0%	0.0%	0.0%	0.0%	0.0%	0.0%	0.0%	0.0%	0.0%	0.0%	0.0%	0.0%	0.0%	100.0%	0.0%	0.0%	0.0%	0.0%	0.0%	0.0%	0.0%	0.0%	0.0%
Bicycles on Crosswalk	0	0	0	0	0	0	0	0	0	0	0	0	0	0	0	0	0	0	0	0	0	0	0	0	0	0	0	0	0
% Bicycles on Crosswalk	0.0%	0.0%	0.0%	0.0%	0.0%	0.0%	0.0%	0.0%	0.0%	0.0%	0.0%	0.0%	0.0%	0.0%	0.0%	0.0%	0.0%	0.0%	0.0%	0.0%	0.0%	0.0%	0.0%	0.0%	0.0%	0.0%	0.0%	0.0%	0.0%



Turning Movement Peak Hour Data (PM)

4:45:00 PM

Leg Direction	Pleasant Street Southbound								Central Street Westbound								Pleasant Street Northbound								Central Street Eastbound								Total
	Right	Thru	Left	U-Turn	App Total	Peds CW	Peds CCW		Right	Thru	Left	U-Turn	App Total	Peds CW	Peds CCW		Right	Thru	Left	U-Turn	App Total	Peds CW	Peds CCW		Right	Thru	Left	U-Turn	App Total	Peds CW	Peds CCW		
4:45:00 PM	52	92	9	0	153	0	0		32	76	11	0	119	0	0		8	85	14	0	107	0	0		8	114	53	0	175	0	0		854
5:00:00 PM	59	85	13	0	157	0	1		29	94	18	0	141	0	0		4	78	12	0	94	0	0		8	93	44	0	145	0	0		537
5:15:00 PM	52	97	12	0	161	0	4		24	77	8	0	109	0	0		4	81	5	0	90	0	0		19	96	59	0	174	0	0		534
5:30:00 PM	46	111	9	0	166	0	0		27	56	13	0	96	0	0		3	69	6	0	78	0	0		17	119	51	0	187	0	0		527
Grand Total	209	385	43	0	637	0	5		112	303	50	0	465	0	0		19	313	37	0	369	0	0		52	422	207	0	681	0	0		2152
% Approach	32.8%	60.4%	6.8%	0.0%	0.0%	0.0%	0.0%		24.1%	65.2%	10.8%	0.0%	0.0%	0.0%	0.0%		5.1%	84.8%	10.0%	0.0%	0.0%	0.0%	0.0%		7.6%	62.0%	30.4%	0.0%	0.0%	0.0%	0.0%		
% Total	9.7%	17.9%	2.0%	0.0%	29.6%	0.0%	0.0%		5.2%	14.1%	2.3%	0.0%	21.6%	0.0%	0.0%		0.9%	14.5%	1.7%	0.0%	17.1%	0.0%	0.0%		2.4%	19.6%	9.6%	0.0%	31.6%	0.0%	0.0%		
PHF	0.886	0.867	0.827	0.000	0.859	0.000	0.000		0.875	0.806	0.694	0.000	0.824	0.000	0.000		0.594	0.921	0.661	0.000	0.862	0.000	0.000		0.684	0.887	0.877	0.000	0.910	0.000	0.000		0.971
Lights	179	379	43	0	601	0	0		99	294	50	0	443	0	0		16	307	37	0	360	0	0		48	405	201	0	654	0	0		2058
% Lights	85.6%	98.4%	100.0%	0.0%	94.3%	0.0%	0.0%		88.4%	97.0%	100.0%	0.0%	95.3%	0.0%	0.0%		84.2%	98.1%	100.0%	0.0%	97.6%	0.0%	0.0%		92.3%	96.0%	97.1%	0.0%	96.0%	0.0%	0.0%		95.6%
Trucks	6	4	0	0	10	0	0		0	9	0	0	9	0	0		0	5	0	0	5	0	0		2	16	4	0	22	0	0		46
% Trucks	2.9%	1.0%	0.0%	0.0%	1.6%	0.0%	0.0%		0.0%	3.0%	0.0%	0.0%	1.9%	0.0%	0.0%		0.0%	1.6%	0.0%	0.0%	1.4%	0.0%	0.0%		3.8%	3.8%	1.9%	0.0%	3.2%	0.0%	0.0%		2.1%
Buses	1	1	0	0	2	0	0		0	0	0	0	0	0	0		0	0	0	0	0	0	0		0	0	0	0	0	0	0		2
% Buses	0.5%	0.3%	0.0%	0.0%	0.3%	0.0%	0.0%		0.0%	0.0%	0.0%	0.0%	0.0%	0.0%	0.0%		0.0%	0.0%	0.0%	0.0%	0.0%	0.0%	0.0%		0.0%	0.0%	0.0%	0.0%	0.0%	0.0%	0.0%		0.1%
Pedestrians	0	0	0	0	0	5	0		0	0	0	0	0	0	0		0	0	0	0	0	0	0		0	0	0	0	0	0	0		0
% Pedestrians	0.0%	0.0%	0.0%	0.0%	0.0%	100.0%	0.0%		0.0%	0.0%	0.0%	0.0%	0.0%	0.0%	0.0%		0.0%	0.0%	0.0%	0.0%	0.0%	0.0%	0.0%		0.0%	0.0%	0.0%	0.0%	0.0%	0.0%	0.0%		0.0%
Bicycles on Crosswalk	0	0	0	0	0	0	0		0	0	0	0	0	0	0		0	0	0	0	0	0	0		0	0	0	0	0	0	0		0
% Bicycles on Crosswalk	0.0%	0.0%	0.0%	0.0%	0.0%	0.0%	0.0%		0.0%	0.0%	0.0%	0.0%	0.0%	0.0%	0.0%		0.0%	0.0%	0.0%	0.0%	0.0%	0.0%	0.0%		0.0%	0.0%	0.0%	0.0%	0.0%	0.0%	0.0%		0.0%

