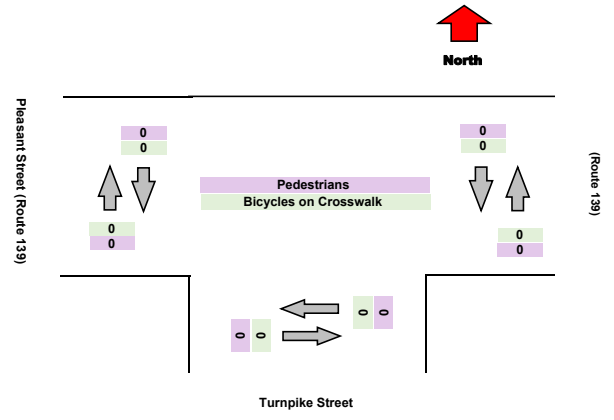
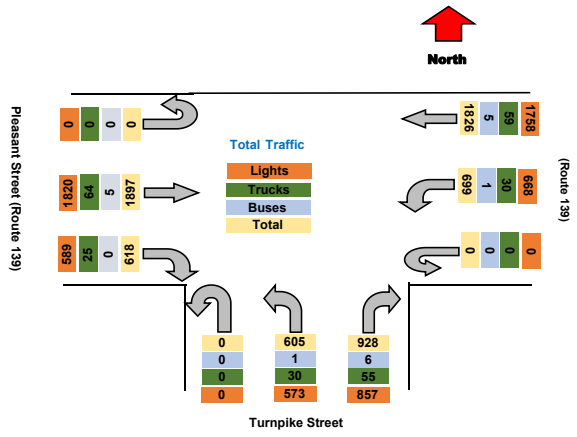




Summary

Turning Movement Data Plot

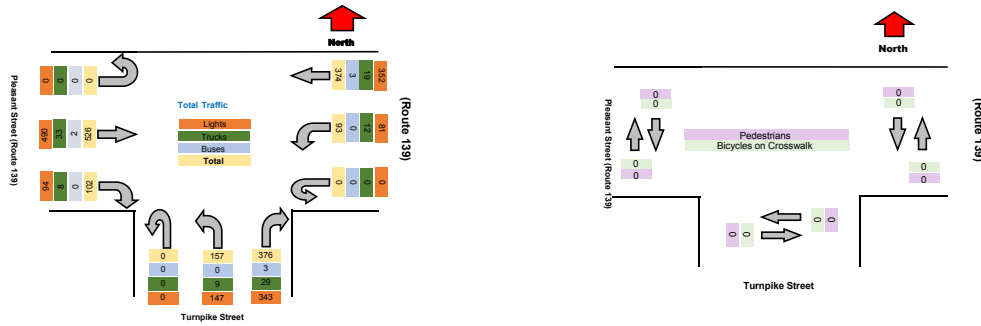


Summary

Turning Movement Peak Hour Data (AM)

7:00:00 AM

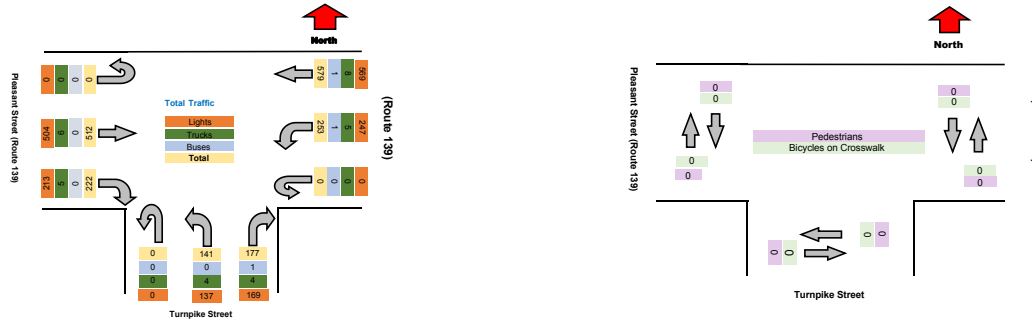
| Leg<br>Direction        | (Route 139)<br>Westbound |           |          |            |          |          | Turnpike Street<br>Northbound |            |          |            |          |          | Pleasant Street (Route 139)<br>Eastbound |            |          |            |          |          | Total       |
|-------------------------|--------------------------|-----------|----------|------------|----------|----------|-------------------------------|------------|----------|------------|----------|----------|--|------------|----------|------------|----------|----------|-------------|
|                         | Thru                     | Left      | U-Turn   | App Total  | Peds CW  | Peds CCW | Right                         | Left       | U-Turn   | App Total  | Peds CW  | Peds CCW | Right                                    | Thru       | U-Turn   | App Total  | Peds CW  | Peds CCW |             |
|                         | Start Time               | 79        | 16       | 0          | 95       | 0        | 0                             | 123        | 31       | 0          | 154      | 0        | 0  | 20         | 141      | 0          | 161      | 0        |             |
| 7:00:00 AM              | 92                       | 17        | 0        | 109        | 0        | 0        | 117                           | 38         | 0        | 155        | 0        | 0        | 33                                       | 142        | 0        | 175        | 0        | 0        | 439         |
| 7:30:00 AM              | 98                       | 21        | 0        | 119        | 0        | 0        | 65                            | 28         | 0        | 93         | 0        | 0        | 20                                       | 120        | 0        | 140        | 0        | 0        | 352         |
| 7:45:00 AM              | 105                      | 39        | 0        | 144        | 0        | 0        | 71                            | 60         | 0        | 131        | 0        | 0        | 29                                       | 123        | 0        | 152        | 0        | 0        | 427         |
| <b>Grand Total</b>      | <b>374</b>               | <b>93</b> | <b>0</b> | <b>467</b> | <b>0</b> | <b>0</b> | <b>376</b>                    | <b>157</b> | <b>0</b> | <b>533</b> | <b>0</b> | <b>0</b> | <b>102</b>                               | <b>526</b> | <b>0</b> | <b>628</b> | <b>0</b> | <b>0</b> | <b>1628</b> |
| % Approach              | 80.1%                    | 19.9%     | 0.0%     | 0.0%       | 0.0%     | 0.0%     | 70.5%                         | 29.5%      | 0.0%     | 0.0%       | 0.0%     | 0.0%     | 16.2%                                    | 83.8%      | 0.0%     | 0.0%       | 0.0%     | 0.0%     | 0.0%        |
| % Total                 | 23.0%                    | 5.7%      | 0.0%     | 28.7%      | 0.0%     | 0.0%     | 23.1%                         | 9.6%       | 0.0%     | 32.7%      | 0.0%     | 0.0%     | 6.3%                                     | 32.3%      | 0.0%     | 38.6%      | 0.0%     | 0.0%     | 0.0%        |
| PHF                     | 0.890                    | 0.596     | 0.000    | 0.811      | 0.000    | 0.000    | 0.764                         | 0.654      | 0.000    | 0.860      | 0.000    | 0.000    | 0.773                                    | 0.926      | 0.000    | 0.897      | 0.000    | 0.000    | 0.927       |
| Lights                  | 352                      | 81        | 0        | 433        | 0        | 0        | 343                           | 147        | 0        | 490        | 0        | 0        | 94                                       | 490        | 0        | 584        | 0        | 0        | 1507        |
| % Lights                | 94.1%                    | 87.1%     | 0.0%     | 92.7%      | 0.0%     | 0.0%     | 91.2%                         | 93.6%      | 0.0%     | 91.9%      | 0.0%     | 0.0%     | 92.2%                                    | 93.2%      | 0.0%     | 93.0%      | 0.0%     | 0.0%     | 92.6%       |
| Trucks                  | 19                       | 12        | 0        | 31         | 0        | 0        | 29                            | 9          | 0        | 38         | 0        | 0        | 8  | 33         | 0        | 41         | 0        | 0        | 110         |
| % Trucks                | 5.1%                     | 12.9%     | 0.0%     | 6.6%       | 0.0%     | 0.0%     | 7.7%                          | 5.7%       | 0.0%     | 7.1%       | 0.0%     | 0.0%     | 7.8%                                     | 6.3%       | 0.0%     | 6.5%       | 0.0%     | 0.0%     | 6.8%        |
| Buses                   | 3                        | 0         | 0        | 3          | 0        | 0        | 3                             | 0          | 0        | 3          | 0        | 0        | 0  | 2          | 0        | 2          | 0        | 0        | 8           |
| % Buses                 | 0.8%                     | 0.0%      | 0.0%     | 0.6%       | 0.0%     | 0.0%     | 0.8%                          | 0.0%       | 0.0%     | 0.6%       | 0.0%     | 0.0%     | 0.0%                                     | 0.4%       | 0.0%     | 0.3%       | 0.0%     | 0.0%     | 0.5%        |
| Pedestrians             | 0                        | 0         | 0        | 0          | 0        | 0        | 0                             | 0          | 0        | 0          | 0        | 0        | 0  | 0          | 0        | 0          | 0        | 0        | 0           |
| % Pedestrians           | 0.0%                     | 0.0%      | 0.0%     | 0.0%       | 0.0%     | 0.0%     | 0.0%                          | 0.0%       | 0.0%     | 0.0%       | 0.0%     | 0.0%     | 0.0%                                     | 0.0%       | 0.0%     | 0.0%       | 0.0%     | 0.0%     | 0.0%        |
| Bicycles on Crosswalk   | 0                        | 0         | 0        | 0          | 0        | 0        | 0                             | 0          | 0        | 0          | 0        | 0        | 0  | 0          | 0        | 0          | 0        | 0        | 0           |
| % Bicycles on Crosswalk | 0.0%                     | 0.0%      | 0.0%     | 0.0%       | 0.0%     | 0.0%     | 0.0%                          | 0.0%       | 0.0%     | 0.0%       | 0.0%     | 0.0%     | 0.0%                                     | 0.0%       | 0.0%     | 0.0%       | 0.0%     | 0.0%     | 0.0%        |



Summary

**Turning Movement Peak Hour Data (PM)**  
4:45:00 PM

| Leg                     | (Route 139) |       |        |           |         |          | Turnpike Street |       |        |            |         |          | Pleasant Street (Route 139) |       |        |           |         |          | Total |
|-------------------------|-------------|-------|--------|-----------|---------|----------|-----------------|-------|--------|------------|---------|----------|-----------------------------|-------|--------|-----------|---------|----------|-------|
|                         | Westbound   |       |        | Eastbound |         |          | Northbound      |       |        | Southbound |         |          | Eastbound                   |       |        |           |         |          |       |
| Direction               | Thru        | Left  | U-Turn | App Total | Peds CW | Peds CCW | Right           | Left  | U-Turn | App Total  | Peds CW | Peds CCW | Right                       | Thru  | U-Turn | App Total | Peds CW | Peds CCW |       |
| Start Time              | 143         | 69    | 0      | 212       | 0       | 0        | 51              | 34    | 0      | 85         | 0       | 0        | 58                          | 127   | 0      | 185       | 0       | 0        |       |
| 4:45:00 PM              | 128         | 55    | 0      | 183       | 0       | 0        | 50              | 34    | 0      | 84         | 0       | 0        | 57                          | 130   | 0      | 187       | 0       | 0        |       |
| 5:00:00 PM              | 156         | 63    | 0      | 219       | 0       | 0        | 40              | 36    | 0      | 76         | 0       | 0        | 45                          | 134   | 0      | 179       | 0       | 0        |       |
| 5:15:00 PM              | 152         | 66    | 0      | 218       | 0       | 0        | 36              | 37    | 0      | 73         | 0       | 0        | 62                          | 121   | 0      | 183       | 0       | 0        |       |
| 5:30:00 PM              | 152         | 66    | 0      | 218       | 0       | 0        | 36              | 37    | 0      | 73         | 0       | 0        | 62                          | 121   | 0      | 183       | 0       | 0        |       |
| <b>Grand Total</b>      | 579         | 263   | 0      | 832       | 0       | 0        | 177             | 141   | 0      | 318        | 0       | 0        | 222                         | 512   | 0      | 734       | 0       | 0        |       |
| % Approach              | 69.6%       | 30.4% | 0.0%   | 0.0%      | 0.0%    | 0.0%     | 55.7%           | 44.3% | 0.0%   | 0.0%       | 0.0%    | 0.0%     | 30.2%                       | 69.8% | 0.0%   | 0.0%      | 0.0%    | 0.0%     |       |
| % Total                 | 30.7%       | 13.4% | 0.0%   | 44.2%     | 0.0%    | 0.0%     | 9.4%            | 7.5%  | 0.0%   | 16.9%      | 0.0%    | 0.0%     | 11.8%                       | 27.2% | 0.0%   | 39.0%     | 0.0%    | 0.0%     |       |
| PHF                     | 0.928       | 0.917 | 0.000  | 0.950     | 0.000   | 0.000    | 0.868           | 0.953 | 0.000  | 0.935      | 0.000   | 0.000    | 0.895                       | 0.955 | 0.000  | 0.981     | 0.000   | 0.000    |       |
| Lights                  | 569         | 247   | 0      | 816       | 0       | 0        | 169             | 137   | 0      | 306        | 0       | 0        | 213                         | 504   | 0      | 717       | 0       | 0        |       |
| % Lights                | 98.3%       | 97.6% | 0.0%   | 98.1%     | 0.0%    | 0.0%     | 95.5%           | 97.2% | 0.0%   | 96.2%      | 0.0%    | 0.0%     | 95.9%                       | 98.4% | 0.0%   | 97.7%     | 0.0%    | 0.0%     |       |
| Trucks                  | 8           | 5     | 0      | 13        | 0       | 0        | 4               | 4     | 0      | 8          | 0       | 0        | 5                           | 6     | 0      | 11        | 0       | 0        |       |
| % Trucks                | 1.4%        | 2.0%  | 0.0%   | 1.6%      | 0.0%    | 0.0%     | 2.3%            | 2.8%  | 0.0%   | 2.5%       | 0.0%    | 0.0%     | 2.3%                        | 1.2%  | 0.0%   | 1.5%      | 0.0%    | 0.0%     |       |
| Buses                   | 1           | 1     | 0      | 2         | 0       | 0        | 1               | 0     | 0      | 1          | 0       | 0        | 0                           | 0     | 0      | 0         | 0       | 0        |       |
| % Buses                 | 0.2%        | 0.4%  | 0.0%   | 0.2%      | 0.0%    | 0.0%     | 0.6%            | 0.0%  | 0.0%   | 0.3%       | 0.0%    | 0.0%     | 0.0%                        | 0.0%  | 0.0%   | 0.0%      | 0.0%    | 0.0%     |       |
| Pedestrians             | 0           | 0     | 0      | 0         | 0       | 0        | 0               | 0     | 0      | 0          | 0       | 0        | 0                           | 0     | 0      | 0         | 0       | 0        |       |
| % Pedestrians           | 0.0%        | 0.0%  | 0.0%   | 0.0%      | 0.0%    | 0.0%     | 0.0%            | 0.0%  | 0.0%   | 0.0%       | 0.0%    | 0.0%     | 0.0%                        | 0.0%  | 0.0%   | 0.0%      | 0.0%    | 0.0%     |       |
| Bicycles on Crosswalk   | 0           | 0     | 0      | 0         | 0       | 0        | 0               | 0     | 0      | 0          | 0       | 0        | 0                           | 0     | 0      | 0         | 0       | 0        |       |
| % Bicycles on Crosswalk | 0.0%        | 0.0%  | 0.0%   | 0.0%      | 0.0%    | 0.0%     | 0.0%            | 0.0%  | 0.0%   | 0.0%       | 0.0%    | 0.0%     | 0.0%                        | 0.0%  | 0.0%   | 0.0%      | 0.0%    | 0.0%     |       |



**Motorcycles**

| Leg<br>Direction<br>Start Time | (Route 139)<br>Westbound |          |          |          |          | Turnpike Street<br>Northbound |          |          |          |          | Pleasant Street (Route 139)<br>Eastbound |          |          |          |          |
|--------------------------------|--------------------------|----------|----------|----------|----------|-------------------------------|----------|----------|----------|----------|--|----------|----------|----------|----------|
|                                | Thru                     | Left     | U-Turn   | Peds CW  | Peds CCW | Right                         | Left     | U-Turn   | Peds CW  | Peds CCW | Right                                    | Thru     | U-Turn   | Peds CW  | Peds CCW |
| 2023-10-25 07:00:00            | 0                        | 0        | 0        | 0        | 0        | 0                             | 0        | 0        | 0        | 0        | 0  | 0        | 0        | 0        | 0        |
| 2023-10-25 07:15:00            | 0                        | 0        | 0        | 0        | 0        | 0                             | 0        | 0        | 0        | 0        | 0  | 0        | 0        | 0        | 0        |
| 2023-10-25 07:30:00            | 0                        | 0        | 0        | 0        | 0        | 0                             | 0        | 0        | 0        | 0        | 0  | 0        | 0        | 0        | 0        |
| 2023-10-25 07:45:00            | 0                        | 0        | 0        | 0        | 0        | 0                             | 0        | 1        | 0        | 0        | 0  | 0        | 0        | 0        | 0        |
| 2023-10-25 08:00:00            | 0                        | 0        | 0        | 0        | 0        | 0                             | 0        | 0        | 0        | 0        | 0  | 0        | 1        | 0        | 0        |
| 2023-10-25 08:15:00            | 0                        | 0        | 0        | 0        | 0        | 0                             | 0        | 0        | 0        | 0        | 0  | 0        | 1        | 0        | 0        |
| 2023-10-25 08:30:00            | 0                        | 0        | 0        | 0        | 0        | 0                             | 0        | 0        | 0        | 0        | 0  | 0        | 0        | 0        | 0        |
| 2023-10-25 08:45:00            | 0                        | 0        | 0        | 0        | 0        | 0                             | 0        | 0        | 0        | 0        | 0  | 0        | 0        | 0        | 0        |
| 2023-10-25 16:00:00            | 1                        | 0        | 0        | 0        | 0        | 0                             | 0        | 0        | 0        | 0        | 0  | 0        | 0        | 0        | 0        |
| 2023-10-25 16:15:00            | 0                        | 0        | 0        | 0        | 0        | 0                             | 0        | 0        | 0        | 0        | 0  | 0        | 3        | 0        | 0        |
| 2023-10-25 16:30:00            | 2                        | 0        | 0        | 0        | 0        | 0                             | 0        | 0        | 0        | 0        | 0  | 0        | 0        | 0        | 0        |
| 2023-10-25 16:45:00            | 0                        | 0        | 0        | 0        | 0        | 0                             | 0        | 0        | 0        | 0        | 0  | 1        | 1        | 0        | 0        |
| 2023-10-25 17:00:00            | 0                        | 0        | 0        | 0        | 0        | 0                             | 0        | 0        | 0        | 0        | 0  | 0        | 1        | 0        | 0        |
| 2023-10-25 17:15:00            | 0                        | 0        | 0        | 0        | 0        | 0                             | 0        | 0        | 0        | 0        | 0  | 1        | 0        | 0        | 0        |
| 2023-10-25 17:30:00            | 1                        | 0        | 0        | 0        | 0        | 0                             | 0        | 0        | 0        | 0        | 0  | 0        | 0        | 0        | 0        |
| 2023-10-25 17:45:00            | 0                        | 0        | 0        | 0        | 0        | 0                             | 0        | 0        | 0        | 0        | 0  | 0        | 0        | 0        | 0        |
| <b>Total</b>                   | <b>4</b>                 | <b>0</b> | <b>0</b> | <b>0</b> | <b>0</b> | <b>0</b>                      | <b>0</b> | <b>1</b> | <b>0</b> | <b>0</b> | <b>0</b>                                 | <b>2</b> | <b>7</b> | <b>0</b> | <b>0</b> |

**Cars**

| Leg<br>Direction<br>Start Time | (Route 139)<br>Westbound |            |          |          |          | Turnpike Street<br>Northbound |            |          |          |          | Pleasant Street (Route 139)<br>Eastbound |             |          |          |          |
|--------------------------------|--------------------------|------------|----------|----------|----------|-------------------------------|------------|----------|----------|----------|--|-------------|----------|----------|----------|
|                                | Thru                     | Left       | U-Turn   | Peds CW  | Peds CCW | Right                         | Left       | U-Turn   | Peds CW  | Peds CCW | Right                                    | Thru        | U-Turn   | Peds CW  | Peds CCW |
| 2023-10-25 07:00:00            | 74                       | 13         | 0        | 0        | 0        | 115                           | 29         | 0        | 0        | 0        | 18                                       | 133         | 0        | 0        | 0        |
| 2023-10-25 07:15:00            | 89                       | 17         | 0        | 0        | 0        | 109                           | 32         | 0        | 0        | 0        | 31                                       | 130         | 0        | 0        | 0        |
| 2023-10-25 07:30:00            | 91                       | 15         | 0        | 0        | 0        | 53                            | 27         | 0        | 0        | 0        | 18                                       | 110         | 0        | 0        | 0        |
| 2023-10-25 07:45:00            | 98                       | 36         | 0        | 0        | 0        | 66                            | 59         | 0        | 0        | 0        | 27                                       | 117         | 0        | 0        | 0        |
| 2023-10-25 08:00:00            | 111                      | 28         | 0        | 0        | 0        | 44                            | 46         | 0        | 0        | 0        | 23                                       | 92          | 0        | 0        | 0        |
| 2023-10-25 08:15:00            | 92                       | 29         | 0        | 0        | 0        | 47                            | 43         | 0        | 0        | 0        | 29                                       | 120         | 0        | 0        | 0        |
| 2023-10-25 08:30:00            | 73                       | 33         | 0        | 0        | 0        | 33                            | 30         | 0        | 0        | 0        | 27                                       | 119         | 0        | 0        | 0        |
| 2023-10-25 08:45:00            | 76                       | 34         | 0        | 0        | 0        | 51                            | 35         | 0        | 0        | 0        | 24                                       | 102         | 0        | 0        | 0        |
| 2023-10-25 16:00:00            | 106                      | 55         | 0        | 0        | 0        | 48                            | 49         | 0        | 0        | 0        | 33                                       | 109         | 0        | 0        | 0        |
| 2023-10-25 16:15:00            | 134                      | 54         | 0        | 0        | 0        | 43                            | 33         | 0        | 0        | 0        | 46                                       | 89          | 0        | 0        | 0        |
| 2023-10-25 16:30:00            | 119                      | 61         | 0        | 0        | 0        | 51                            | 26         | 0        | 0        | 0        | 45                                       | 90          | 0        | 0        | 0        |
| 2023-10-25 16:45:00            | 139                      | 66         | 0        | 0        | 0        | 49                            | 34         | 0        | 0        | 0        | 56                                       | 125         | 0        | 0        | 0        |
| 2023-10-25 17:00:00            | 128                      | 52         | 0        | 0        | 0        | 49                            | 34         | 0        | 0        | 0        | 55                                       | 125         | 0        | 0        | 0        |
| 2023-10-25 17:15:00            | 154                      | 63         | 0        | 0        | 0        | 38                            | 34         | 0        | 0        | 0        | 42                                       | 133         | 0        | 0        | 0        |
| 2023-10-25 17:30:00            | 148                      | 66         | 0        | 0        | 0        | 33                            | 35         | 0        | 0        | 0        | 60                                       | 121         | 0        | 0        | 0        |
| 2023-10-25 17:45:00            | 126                      | 46         | 0        | 0        | 0        | 28                            | 27         | 0        | 0        | 0        | 55                                       | 105         | 0        | 0        | 0        |
| <b>Total</b>                   | <b>1758</b>              | <b>668</b> | <b>0</b> | <b>0</b> | <b>0</b> | <b>857</b>                    | <b>573</b> | <b>0</b> | <b>0</b> | <b>0</b> | <b>589</b>                               | <b>1820</b> | <b>0</b> | <b>0</b> | <b>0</b> |

**Single-Unit Trucks**

| Leg<br>Direction<br>Start Time | (Route 139)<br>Westbound |           |          |          |          | Turnpike Street<br>Northbound |           |           |          |          | Pleasant Street (Route 139)<br>Eastbound |           |           |          |          |
|--------------------------------|--------------------------|-----------|----------|----------|----------|-------------------------------|-----------|-----------|----------|----------|--|-----------|-----------|----------|----------|
|                                | Thru                     | Left      | U-Turn   | Peds CW  | Peds CCW | Right                         | Left      | U-Turn    | Peds CW  | Peds CCW | Right                                    | Thru      | U-Turn    | Peds CW  | Peds CCW |
| 2023-10-25 07:00:00            | 5                        | 2         | 0        | 0        | 0        | 0                             | 6         | 1         | 0        | 0        | 0  | 2         | 7         | 0        | 0        |
| 2023-10-25 07:15:00            | 2                        | 0         | 0        | 0        | 0        | 0                             | 5         | 6         | 0        | 0        | 0  | 1         | 12        | 0        | 0        |
| 2023-10-25 07:30:00            | 5                        | 3         | 0        | 0        | 0        | 0                             | 11        | 1         | 0        | 0        | 0  | 2         | 7         | 0        | 0        |
| 2023-10-25 07:45:00            | 6                        | 3         | 0        | 0        | 0        | 0                             | 3         | 0         | 0        | 0        | 0  | 2         | 4         | 0        | 0        |
| 2023-10-25 08:00:00            | 1                        | 2         | 0        | 0        | 0        | 0                             | 4         | 5         | 0        | 0        | 0  | 2         | 4         | 0        | 0        |
| 2023-10-25 08:15:00            | 2                        | 1         | 0        | 0        | 0        | 0                             | 1         | 2         | 0        | 0        | 0  | 0         | 3         | 0        | 0        |
| 2023-10-25 08:30:00            | 5                        | 1         | 0        | 0        | 0        | 0                             | 4         | 2         | 0        | 0        | 0  | 3         | 2         | 0        | 0        |
| 2023-10-25 08:45:00            | 3                        | 1         | 0        | 0        | 0        | 0                             | 3         | 4         | 0        | 0        | 0  | 2         | 7         | 0        | 0        |
| 2023-10-25 16:00:00            | 6                        | 1         | 0        | 0        | 0        | 0                             | 1         | 1         | 0        | 0        | 0  | 1         | 1         | 0        | 0        |
| 2023-10-25 16:15:00            | 4                        | 1         | 0        | 0        | 0        | 0                             | 2         | 1         | 0        | 0        | 0  | 2         | 2         | 0        | 0        |
| 2023-10-25 16:30:00            | 5                        | 1         | 0        | 0        | 0        | 0                             | 2         | 0         | 0        | 0        | 0  | 0         | 3         | 0        | 0        |
| 2023-10-25 16:45:00            | 4                        | 3         | 0        | 0        | 0        | 0                             | 0         | 0         | 0        | 0        | 0  | 1         | 0         | 0        | 0        |
| 2023-10-25 17:00:00            | 0                        | 2         | 0        | 0        | 0        | 0                             | 0         | 0         | 0        | 0        | 0  | 1         | 4         | 0        | 0        |
| 2023-10-25 17:15:00            | 2                        | 0         | 0        | 0        | 0        | 0                             | 2         | 2         | 0        | 0        | 0  | 1         | 1         | 0        | 0        |
| 2023-10-25 17:30:00            | 2                        | 0         | 0        | 0        | 0        | 0                             | 1         | 2         | 0        | 0        | 0  | 2         | 0         | 0        | 0        |
| 2023-10-25 17:45:00            | 2                        | 0         | 0        | 0        | 0        | 0                             | 1         | 0         | 0        | 0        | 0  | 1         | 0         | 0        | 0        |
| <b>Total</b>                   | <b>54</b>                | <b>21</b> | <b>0</b> | <b>0</b> | <b>0</b> | <b>0</b>                      | <b>46</b> | <b>27</b> | <b>0</b> | <b>0</b> | <b>0</b>                                 | <b>23</b> | <b>57</b> | <b>0</b> | <b>0</b> |

**Articulated Trucks**

| Leg<br>Direction<br>Start Time | (Route 139)<br>Westbound |          |          |          |          | Turnpike Street<br>Northbound |          |          |          |          | Pleasant Street (Route 139)<br>Eastbound |          |          |          |          |
|--------------------------------|--------------------------|----------|----------|----------|----------|-------------------------------|----------|----------|----------|----------|--|----------|----------|----------|----------|
|                                | Thru                     | Left     | U-Turn   | Peds CW  | Peds CCW | Right                         | Left     | U-Turn   | Peds CW  | Peds CCW | Right                                    | Thru     | U-Turn   | Peds CW  | Peds CCW |
|                                | 2023-10-25 07:00:00      | 0        | 1        | 0        | 0        | 0                             | 0        | 1        | 1        | 0        | 0  | 0        | 0        | 0        | 0        |
| 2023-10-25 07:15:00            | 0                        | 0        | 0        | 0        | 0        | 0                             | 1        | 0        | 0        | 0        | 0  | 1        | 0        | 0        | 0        |
| 2023-10-25 07:30:00            | 1                        | 3        | 0        | 0        | 0        | 0                             | 0        | 0        | 0        | 0        | 0  | 0        | 2        | 0        | 0        |
| 2023-10-25 07:45:00            | 0                        | 0        | 0        | 0        | 0        | 0                             | 2        | 0        | 0        | 0        | 0  | 0        | 1        | 0        | 0        |
| 2023-10-25 08:00:00            | 0                        | 0        | 0        | 0        | 0        | 0                             | 0        | 0        | 0        | 0        | 0  | 0        | 1        | 0        | 0        |
| 2023-10-25 08:15:00            | 0                        | 0        | 0        | 0        | 0        | 0                             | 1        | 0        | 0        | 0        | 0  | 0        | 0        | 0        | 0        |
| 2023-10-25 08:30:00            | 0                        | 2        | 0        | 0        | 0        | 0                             | 1        | 1        | 0        | 0        | 0  | 0        | 0        | 0        | 0        |
| 2023-10-25 08:45:00            | 2                        | 1        | 0        | 0        | 0        | 0                             | 1        | 1        | 0        | 0        | 0  | 1        | 1        | 0        | 0        |
| 2023-10-25 16:00:00            | 1                        | 1        | 0        | 0        | 0        | 0                             | 1        | 0        | 0        | 0        | 0  | 0        | 0        | 0        | 0        |
| 2023-10-25 16:15:00            | 0                        | 0        | 0        | 0        | 0        | 0                             | 0        | 0        | 0        | 0        | 0  | 0        | 1        | 0        | 0        |
| 2023-10-25 16:30:00            | 1                        | 1        | 0        | 0        | 0        | 0                             | 0        | 0        | 0        | 0        | 0  | 0        | 0        | 0        | 0        |
| 2023-10-25 16:45:00            | 0                        | 0        | 0        | 0        | 0        | 0                             | 0        | 0        | 0        | 0        | 0  | 0        | 1        | 0        | 0        |
| 2023-10-25 17:00:00            | 0                        | 0        | 0        | 0        | 0        | 0                             | 0        | 0        | 0        | 0        | 0  | 0        | 0        | 0        | 0        |
| 2023-10-25 17:15:00            | 0                        | 0        | 0        | 0        | 0        | 0                             | 0        | 0        | 0        | 0        | 0  | 0        | 0        | 0        | 0        |
| 2023-10-25 17:30:00            | 0                        | 0        | 0        | 0        | 0        | 0                             | 1        | 0        | 0        | 0        | 0  | 0        | 0        | 0        | 0        |
| 2023-10-25 17:45:00            | 0                        | 0        | 0        | 0        | 0        | 0                             | 0        | 0        | 0        | 0        | 0  | 0        | 0        | 0        | 0        |
| <b>Total</b>                   | <b>5</b>                 | <b>9</b> | <b>0</b> | <b>0</b> | <b>0</b> | <b>0</b>                      | <b>9</b> | <b>3</b> | <b>0</b> | <b>0</b> | <b>0</b>                                 | <b>2</b> | <b>7</b> | <b>0</b> | <b>0</b> |



**Buses**

| Leg<br>Direction<br>Start Time | (Route 139)<br>Westbound |          |          |          |          | Turnpike Street<br>Northbound |          |          |          |          | Pleasant Street (Route 139)<br>Eastbound |          |          |          |          |
|--------------------------------|--------------------------|----------|----------|----------|----------|-------------------------------|----------|----------|----------|----------|--|----------|----------|----------|----------|
|                                | Thru                     | Left     | U-Turn   | Peds CW  | Peds CCW | Right                         | Left     | U-Turn   | Peds CW  | Peds CCW | Right                                    | Thru     | U-Turn   | Peds CW  | Peds CCW |
|                                | 2023-10-25 07:00:00      | 0        | 0        | 0        | 0        | 0                             | 0        | 1        | 0        | 0        | 0  | 0        | 0        | 1        | 0        |
| 2023-10-25 07:15:00            | 1                        | 0        | 0        | 0        | 0        | 0                             | 1        | 0        | 0        | 0        | 0  | 0        | 0        | 0        | 0        |
| 2023-10-25 07:30:00            | 1                        | 0        | 0        | 0        | 0        | 0                             | 1        | 0        | 0        | 0        | 0  | 0        | 1        | 0        | 0        |
| 2023-10-25 07:45:00            | 1                        | 0        | 0        | 0        | 0        | 0                             | 0        | 0        | 0        | 0        | 0  | 0        | 0        | 0        | 0        |
| 2023-10-25 08:00:00            | 0                        | 0        | 0        | 0        | 0        | 0                             | 0        | 0        | 0        | 0        | 0  | 0        | 0        | 0        | 0        |
| 2023-10-25 08:15:00            | 0                        | 0        | 0        | 0        | 0        | 0                             | 0        | 0        | 0        | 0        | 0  | 0        | 2        | 0        | 0        |
| 2023-10-25 08:30:00            | 0                        | 0        | 0        | 0        | 0        | 0                             | 0        | 0        | 0        | 0        | 0  | 0        | 0        | 0        | 0        |
| 2023-10-25 08:45:00            | 0                        | 0        | 0        | 0        | 0        | 0                             | 0        | 0        | 0        | 0        | 0  | 0        | 1        | 0        | 0        |
| 2023-10-25 16:00:00            | 1                        | 0        | 0        | 0        | 0        | 0                             | 1        | 0        | 0        | 0        | 0  | 0        | 0        | 0        | 0        |
| 2023-10-25 16:15:00            | 0                        | 0        | 0        | 0        | 0        | 0                             | 0        | 1        | 0        | 0        | 0  | 0        | 0        | 0        | 0        |
| 2023-10-25 16:30:00            | 0                        | 0        | 0        | 0        | 0        | 0                             | 0        | 0        | 0        | 0        | 0  | 0        | 0        | 0        | 0        |
| 2023-10-25 16:45:00            | 0                        | 0        | 0        | 0        | 0        | 0                             | 1        | 0        | 0        | 0        | 0  | 0        | 0        | 0        | 0        |
| 2023-10-25 17:00:00            | 0                        | 1        | 0        | 0        | 0        | 0                             | 0        | 0        | 0        | 0        | 0  | 0        | 0        | 0        | 0        |
| 2023-10-25 17:15:00            | 0                        | 0        | 0        | 0        | 0        | 0                             | 0        | 0        | 0        | 0        | 0  | 0        | 0        | 0        | 0        |
| 2023-10-25 17:30:00            | 1                        | 0        | 0        | 0        | 0        | 0                             | 0        | 0        | 0        | 0        | 0  | 0        | 0        | 0        | 0        |
| 2023-10-25 17:45:00            | 0                        | 0        | 0        | 0        | 0        | 0                             | 1        | 0        | 0        | 0        | 0  | 0        | 0        | 0        | 0        |
| <b>Total</b>                   | <b>5</b>                 | <b>1</b> | <b>0</b> | <b>0</b> | <b>0</b> | <b>0</b>                      | <b>6</b> | <b>1</b> | <b>0</b> | <b>0</b> | <b>0</b>                                 | <b>0</b> | <b>5</b> | <b>0</b> | <b>0</b> |

## RTOR

| Leg<br>Direction<br>Start Time | Turnpike Street<br>Northbound<br>Right | Pleasant Street (F<br>Eastbound<br>Right |
|--------------------------------|--|--|
| 2023-10-25 07:00:00            | 0                                      | 0  |
| 2023-10-25 07:15:00            | 1                                      | 0  |
| 2023-10-25 07:30:00            | 0                                      | 0  |
| 2023-10-25 07:45:00            | 0                                      | 0  |
| 2023-10-25 08:00:00            | 1                                      | 0  |
| 2023-10-25 08:15:00            | 0                                      | 0  |
| 2023-10-25 08:30:00            | 1                                      | 0  |
| 2023-10-25 08:45:00            | 0                                      | 0  |
| 2023-10-25 16:00:00            | 2                                      | 0  |
| 2023-10-25 16:15:00            | 0                                      | 0  |
| 2023-10-25 16:30:00            | 2                                      | 0  |
| 2023-10-25 16:45:00            | 1                                      | 0  |
| 2023-10-25 17:00:00            | 1                                      | 1  |
| 2023-10-25 17:15:00            | 0                                      | 1  |
| 2023-10-25 17:30:00            | 1                                      | 0  |
| 2023-10-25 17:45:00            | 0                                      | 0  |
| <b>Total</b>                   | <b>10</b>                              | <b>2</b>                                 |



**Bicycles on Road**

| Leg<br>Direction<br>Start Time | (Route 139)<br>Westbound |          |          |          |          | Turnpike Street<br>Northbound |          |          |          |          | Pleasant Street (Route 139)<br>Eastbound |          |          |          |          |
|--------------------------------|--------------------------|----------|----------|----------|----------|-------------------------------|----------|----------|----------|----------|--|----------|----------|----------|----------|
|                                | Thru                     | Left     | U-Turn   | Peds CW  | Peds CCW | Right                         | Left     | U-Turn   | Peds CW  | Peds CCW | Right                                    | Thru     | U-Turn   | Peds CW  | Peds CCW |
| 2023-10-25 07:00:00            | 0                        | 0        | 0        | 0        | 0        | 0                             | 0        | 0        | 0        | 0        | 0  | 0        | 0        | 0        | 0        |
| 2023-10-25 07:15:00            | 0                        | 0        | 0        | 0        | 0        | 0                             | 0        | 0        | 0        | 0        | 0  | 0        | 0        | 0        | 0        |
| 2023-10-25 07:30:00            | 0                        | 0        | 0        | 0        | 0        | 0                             | 0        | 0        | 0        | 0        | 0  | 0        | 0        | 0        | 0        |
| 2023-10-25 07:45:00            | 0                        | 0        | 0        | 0        | 0        | 0                             | 0        | 0        | 0        | 0        | 0  | 0        | 1        | 0        | 0        |
| 2023-10-25 08:00:00            | 0                        | 0        | 0        | 0        | 0        | 0                             | 0        | 0        | 0        | 0        | 0  | 0        | 0        | 0        | 0        |
| 2023-10-25 08:15:00            | 0                        | 0        | 0        | 0        | 0        | 0                             | 0        | 0        | 0        | 0        | 0  | 0        | 0        | 0        | 0        |
| 2023-10-25 08:30:00            | 0                        | 0        | 0        | 0        | 0        | 0                             | 0        | 0        | 0        | 0        | 0  | 0        | 0        | 0        | 0        |
| 2023-10-25 08:45:00            | 0                        | 0        | 0        | 0        | 0        | 0                             | 0        | 0        | 0        | 0        | 0  | 0        | 0        | 0        | 0        |
| 2023-10-25 16:00:00            | 0                        | 0        | 0        | 0        | 0        | 0                             | 0        | 0        | 0        | 0        | 0  | 0        | 0        | 0        | 0        |
| 2023-10-25 16:15:00            | 0                        | 0        | 0        | 0        | 0        | 0                             | 0        | 0        | 0        | 0        | 0  | 0        | 0        | 0        | 0        |
| 2023-10-25 16:30:00            | 0                        | 0        | 0        | 0        | 0        | 0                             | 0        | 0        | 0        | 0        | 0  | 0        | 0        | 0        | 0        |
| 2023-10-25 16:45:00            | 0                        | 0        | 0        | 0        | 0        | 0                             | 0        | 0        | 0        | 0        | 0  | 0        | 0        | 0        | 0        |
| 2023-10-25 17:00:00            | 0                        | 0        | 0        | 0        | 0        | 0                             | 0        | 0        | 0        | 0        | 0  | 0        | 0        | 0        | 0        |
| 2023-10-25 17:15:00            | 0                        | 0        | 0        | 0        | 0        | 0                             | 0        | 0        | 0        | 0        | 0  | 0        | 0        | 0        | 0        |
| 2023-10-25 17:30:00            | 0                        | 0        | 0        | 0        | 0        | 0                             | 0        | 0        | 0        | 0        | 0  | 0        | 0        | 0        | 0        |
| 2023-10-25 17:45:00            | 0                        | 0        | 0        | 0        | 0        | 0                             | 0        | 0        | 0        | 0        | 0  | 0        | 0        | 0        | 0        |
| <b>Total</b>                   | <b>0</b>                 | <b>0</b> | <b>0</b> | <b>0</b> | <b>0</b> | <b>0</b>                      | <b>0</b> | <b>0</b> | <b>0</b> | <b>0</b> | <b>0</b>                                 | <b>0</b> | <b>1</b> | <b>0</b> | <b>0</b> |

**Bicycles on Crosswalk**

| Leg<br>Direction<br>Start Time | (Route 139)<br>Westbound |          |          |          |          | Turnpike Street<br>Northbound |          |          |          |          | Pleasant Street (Route 139)<br>Eastbound |          |          |          |          |
|--------------------------------|--------------------------|----------|----------|----------|----------|-------------------------------|----------|----------|----------|----------|--|----------|----------|----------|----------|
|                                | Thru                     | Left     | U-Turn   | Peds CW  | Peds CCW | Right                         | Left     | U-Turn   | Peds CW  | Peds CCW | Right                                    | Thru     | U-Turn   | Peds CW  | Peds CCW |
| 2023-10-25 07:00:00            | 0                        | 0        | 0        | 0        | 0        | 0                             | 0        | 0        | 0        | 0        | 0  | 0        | 0        | 0        | 0        |
| 2023-10-25 07:15:00            | 0                        | 0        | 0        | 0        | 0        | 0                             | 0        | 0        | 0        | 0        | 0  | 0        | 0        | 0        | 0        |
| 2023-10-25 07:30:00            | 0                        | 0        | 0        | 0        | 0        | 0                             | 0        | 0        | 0        | 0        | 0  | 0        | 0        | 0        | 0        |
| 2023-10-25 07:45:00            | 0                        | 0        | 0        | 0        | 0        | 0                             | 0        | 0        | 0        | 0        | 0  | 0        | 0        | 0        | 0        |
| 2023-10-25 08:00:00            | 0                        | 0        | 0        | 0        | 0        | 0                             | 0        | 0        | 0        | 0        | 0  | 0        | 0        | 0        | 0        |
| 2023-10-25 08:15:00            | 0                        | 0        | 0        | 0        | 0        | 0                             | 0        | 0        | 0        | 0        | 0  | 0        | 0        | 0        | 0        |
| 2023-10-25 08:30:00            | 0                        | 0        | 0        | 0        | 0        | 0                             | 0        | 0        | 0        | 0        | 0  | 0        | 0        | 0        | 0        |
| 2023-10-25 08:45:00            | 0                        | 0        | 0        | 0        | 0        | 0                             | 0        | 0        | 0        | 0        | 0  | 0        | 0        | 0        | 0        |
| 2023-10-25 16:00:00            | 0                        | 0        | 0        | 0        | 0        | 0                             | 0        | 0        | 0        | 0        | 0  | 0        | 0        | 0        | 0        |
| 2023-10-25 16:15:00            | 0                        | 0        | 0        | 0        | 0        | 0                             | 0        | 0        | 0        | 0        | 0  | 0        | 0        | 0        | 0        |
| 2023-10-25 16:30:00            | 0                        | 0        | 0        | 0        | 0        | 0                             | 0        | 0        | 0        | 0        | 0  | 0        | 0        | 0        | 0        |
| 2023-10-25 16:45:00            | 0                        | 0        | 0        | 0        | 0        | 0                             | 0        | 0        | 0        | 0        | 0  | 0        | 0        | 0        | 0        |
| 2023-10-25 17:00:00            | 0                        | 0        | 0        | 0        | 0        | 0                             | 0        | 0        | 0        | 0        | 0  | 0        | 0        | 0        | 0        |
| 2023-10-25 17:15:00            | 0                        | 0        | 0        | 0        | 0        | 0                             | 0        | 0        | 0        | 0        | 0  | 0        | 0        | 0        | 0        |
| 2023-10-25 17:30:00            | 0                        | 0        | 0        | 0        | 0        | 0                             | 0        | 0        | 0        | 0        | 0  | 0        | 0        | 0        | 0        |
| 2023-10-25 17:45:00            | 0                        | 0        | 0        | 0        | 0        | 0                             | 0        | 0        | 0        | 0        | 0  | 0        | 0        | 0        | 0        |
| <b>Total</b>                   | <b>0</b>                 | <b>0</b> | <b>0</b> | <b>0</b> | <b>0</b> | <b>0</b>                      | <b>0</b> | <b>0</b> | <b>0</b> | <b>0</b> | <b>0</b>                                 | <b>0</b> | <b>0</b> | <b>0</b> | <b>0</b> |

**Total Volume Class Breakdown**

| Leg<br>Direction<br>Start Time | (Route 139)<br>Westbound |       |        | Tumpike Street<br>Northbound |         |          |       |       | Pleasant Street (Route 139)<br>Eastbound |           |         |          |       | Int Total |      |        |           |         |          |
|--------------------------------|--------------------------|-------|--------|------------------------------|---------|----------|-------|-------|--|-----------|---------|----------|-------|-----------|------|--------|-----------|---------|----------|
|                                | Thru                     | Left  | U-Turn | App Total                    | Peds CW | Peds CCW | Right | Left  | U-Turn                                   | App Total | Peds CW | Peds CCW | Right |           | Thru | U-Turn | App Total | Peds CW | Peds CCW |
| 2023-10-25 07:00:00            | 79                       | 16    | 0      | 95                           | 0       | 0        | 123   | 31    | 0  | 154       | 0       | 0        | 20    | 141       | 0    | 161    | 0         | 0       | 410      |
| 2023-10-25 07:15:00            | 92                       | 17    | 0      | 109                          | 0       | 0        | 117   | 38    | 0  | 155       | 0       | 0        | 33    | 142       | 0    | 175    | 0         | 0       | 439      |
| 2023-10-25 07:30:00            | 98                       | 21    | 0      | 119                          | 0       | 0        | 65    | 28    | 0  | 93        | 0       | 0        | 20    | 120       | 0    | 140    | 0         | 0       | 352      |
| 2023-10-25 07:45:00            | 105                      | 39    | 0      | 144                          | 0       | 0        | 71    | 60    | 0  | 131       | 0       | 0        | 29    | 123       | 0    | 152    | 0         | 0       | 427      |
| 2023-10-25 08:00:00            | 112                      | 30    | 0      | 142                          | 0       | 0        | 49    | 51    | 0  | 100       | 0       | 0        | 25    | 98        | 0    | 123    | 0         | 0       | 365      |
| 2023-10-25 08:15:00            | 94                       | 30    | 0      | 124                          | 0       | 0        | 49    | 45    | 0  | 94        | 0       | 0        | 29    | 126       | 0    | 155    | 0         | 0       | 373      |
| 2023-10-25 08:30:00            | 78                       | 36    | 0      | 114                          | 0       | 0        | 39    | 33    | 0  | 72        | 0       | 0        | 30    | 121       | 0    | 151    | 0         | 0       | 337      |
| 2023-10-25 08:45:00            | 81                       | 36    | 0      | 117                          | 0       | 0        | 55    | 40    | 0  | 95        | 0       | 0        | 27    | 111       | 0    | 138    | 0         | 0       | 350      |
| 2023-10-25 16:00:00            | 115                      | 57    | 0      | 172                          | 0       | 0        | 53    | 50    | 0  | 103       | 0       | 0        | 34    | 110       | 0    | 144    | 0         | 0       | 419      |
| 2023-10-25 16:15:00            | 138                      | 55    | 0      | 193                          | 0       | 0        | 45    | 35    | 0  | 80        | 0       | 0        | 48    | 95        | 0    | 143    | 0         | 0       | 416      |
| 2023-10-25 16:30:00            | 127                      | 63    | 0      | 190                          | 0       | 0        | 55    | 26    | 0  | 81        | 0       | 0        | 45    | 93        | 0    | 138    | 0         | 0       | 409      |
| 2023-10-25 16:45:00            | 143                      | 69    | 0      | 212                          | 0       | 0        | 51    | 34    | 0  | 85        | 0       | 0        | 58    | 127       | 0    | 185    | 0         | 0       | 482      |
| 2023-10-25 17:00:00            | 128                      | 55    | 0      | 183                          | 0       | 0        | 50    | 34    | 0  | 84        | 0       | 0        | 57    | 130       | 0    | 187    | 0         | 0       | 454      |
| 2023-10-25 17:15:00            | 156                      | 63    | 0      | 219                          | 0       | 0        | 40    | 36    | 0  | 76        | 0       | 0        | 45    | 134       | 0    | 179    | 0         | 0       | 474      |
| 2023-10-25 17:30:00            | 152                      | 66    | 0      | 218                          | 0       | 0        | 36    | 37    | 0  | 73        | 0       | 0        | 62    | 121       | 0    | 183    | 0         | 0       | 474      |
| 2023-10-25 17:45:00            | 128                      | 46    | 0      | 174                          | 0       | 0        | 30    | 27    | 0  | 57        | 0       | 0        | 56    | 105       | 0    | 161    | 0         | 0       | 392      |
| <b>Grand Total</b>             | 1826                     | 699   | 0      | 2525                         | 0       | 0        | 928   | 605   | 0  | 1533      | 0       | 0        | 618   | 1897      | 0    | 2616   | 0         | 0       | 6573     |
| % Approach                     | 72.3%                    | 27.7% | 0.0%   |                              |         |          | 60.5% | 39.5% | 0.0%                                     |           |         |          | 24.6% | 75.4%     | 0.0% |        |           |         |          |
| % Total                        | 27.8%                    | 10.6% | 0.0%   | 38.4%                        |         |          | 14.1% | 9.2%  | 0.0%                                     | 23.3%     |         |          | 9.4%  | 28.9%     | 0.0% | 38.3%  |           |         |          |
| Motorcycles                    | 4                        | 0     | 0      | 4                            |         |          | 0     | 1     | 0  | 1         |         |          | 2     | 7         | 0    | 9      |           |         | 14       |
| % Motorcycles                  | 0.2%                     | 0.0%  | 0.0%   | 0.2%                         |         |          | 0.0%  | 0.2%  | 0.0%                                     | 0.1%      |         |          | 0.3%  | 0.4%      | 0.0% | 0.4%   |           |         | 0.2%     |
| Cars                           | 1758                     | 660   | 0      | 2426                         |         |          | 857   | 573   | 0  | 1430      |         |          | 589   | 1820      | 0    | 2409   |           |         | 6265     |
| % Cars                         | 96.3%                    | 95.6% | 0.0%   | 96.1%                        |         |          | 92.3% | 94.7% | 0.0%                                     | 93.3%     |         |          | 95.3% | 95.9%     | 0.0% | 95.8%  |           |         | 95.3%    |
| Single-Unit Trucks             | 54                       | 21    | 0      | 75                           |         |          | 46    | 27    | 0  | 73        |         |          | 23    | 57        | 0    | 80     |           |         | 228      |
| % Single-Unit Trucks           | 3.0%                     | 3.0%  | 0.0%   | 3.0%                         |         |          | 5.0%  | 4.5%  | 0.0%                                     | 4.8%      |         |          | 3.7%  | 3.0%      | 0.0% | 3.2%   |           |         | 3.5%     |
| Articulated Trucks             | 5                        | 9     | 0      | 14                           |         |          | 9     | 3     | 0  | 12        |         |          | 2     | 7         | 0    | 9      |           |         | 35       |
| % Articulated Trucks           | 0.3%                     | 1.3%  | 0.0%   | 0.6%                         |         |          | 1.0%  | 0.5%  | 0.0%                                     | 0.8%      |         |          | 0.3%  | 0.4%      | 0.0% | 0.4%   |           |         | 0.5%     |
| Buses                          | 5                        | 1     | 0      | 6                            |         |          | 6     | 1     | 0  | 7         |         |          | 0     | 5         | 0    | 5      |           |         | 18       |
| % Buses                        | 0.3%                     | 0.1%  | 0.0%   | 0.2%                         |         |          | 0.0%  | 0.2%  | 0.0%                                     | 0.5%      |         |          | 0.0%  | 0.3%      | 0.0% | 0.2%   |           |         | 0.3%     |
| Bicycles on Road               | 0                        | 0     | 0      | 0                            |         |          | 0     | 0     | 0  | 0         |         |          | 0     | 1         | 0    | 1      |           |         | 1        |
| % Bicycles on Road             | 0.0%                     | 0.0%  | 0.0%   | 0.0%                         |         |          | 0.0%  | 0.0%  | 0.0%                                     | 0.0%      |         |          | 0.0%  | 0.1%      | 0.0% | 0.0%   |           |         | 0.0%     |
| RTOR                           |                          |       |        |                              |         |          | 10    |       |  | 10        |         |          | 2     |           |      | 2      |           |         | 12       |
| % RTOR                         |                          |       |        |                              |         |          | 1.1%  |       |  | 1.1%      |         |          | 0.3%  |           |      | 0.3%   |           |         | 0.2%     |
| Pedestrians                    |                          |       |        |                              | 0       | 0        |       |       |  |           | 0       | 0        |       |           |      |        | 0         | 0       |          |
| % Pedestrians                  |                          |       |        |                              | 0.0%    | 0.0%     |       |       |  |           | 0.0%    | 0.0%     |       |           |      |        | 0.0%      | 0.0%    |          |
| Bicycles on Crosswalk          |                          |       |        |                              | 0       | 0        |       |       |  |           | 0       | 0        |       |           |      |        | 0         | 0       |          |
| % Bicycles on Crosswalk        |                          |       |        |                              | 0.0%    | 0.0%     |       |       |  |           | 0.0%    | 0.0%     |       |           |      |        | 0.0%      | 0.0%    |          |

AM Peak Class Breakdown

| Leg Direction           | (Route 139) Westbound |           |          | Turnpike Street Northbound |          |          |            |            |          | Pleasant Street (Route 139) Eastbound |          |          |            |            |          | Int Total  |           |          |             |
|-------------------------|-----------------------|-----------|----------|----------------------------|----------|----------|------------|------------|----------|---------------------------------------|----------|----------|------------|------------|----------|------------|-----------|----------|-------------|
|                         | Thru                  | Left      | U-Turn   | App Total                  | Peds CW  | Peds CCW | Right      | Left       | U-Turn   | App Total                             | Peds CW  | Peds CCW | Right      | Thru       | U-Turn   |            | App Total | Peds CW  | Peds CCW    |
| Start Time              |                       |           |          |                            |          |          |            |            |          |                                       |          |          |            |            |          |            |           |          |             |
| 2023-10-25 07:00:00     | 79                    | 16        | 0        | 95                         | 0        | 0        | 123        | 31         | 0        | 154                                   | 0        | 0        | 20         | 141        | 0        | 161        | 0         | 0        | 410         |
| 2023-10-25 07:15:00     | 92                    | 17        | 0        | 109                        | 0        | 0        | 117        | 38         | 0        | 155                                   | 0        | 0        | 33         | 142        | 0        | 175        | 0         | 0        | 439         |
| 2023-10-25 07:30:00     | 98                    | 21        | 0        | 119                        | 0        | 0        | 65         | 28         | 0        | 93                                    | 0        | 0        | 20         | 120        | 0        | 140        | 0         | 0        | 352         |
| 2023-10-25 07:45:00     | 105                   | 39        | 0        | 144                        | 0        | 0        | 71         | 60         | 0        | 131                                   | 0        | 0        | 29         | 123        | 0        | 152        | 0         | 0        | 427         |
| <b>Grand Total</b>      | <b>374</b>            | <b>93</b> | <b>0</b> | <b>467</b>                 | <b>0</b> | <b>0</b> | <b>376</b> | <b>157</b> | <b>0</b> | <b>533</b>                            | <b>0</b> | <b>0</b> | <b>102</b> | <b>526</b> | <b>0</b> | <b>628</b> | <b>0</b>  | <b>0</b> | <b>1628</b> |
| % Approach              | 80.1%                 | 19.9%     | 0.0%     |                            |          |          | 70.5%      | 29.5%      | 0.0%     |                                       |          |          | 16.2%      | 83.8%      | 0.0%     |            |           |          |             |
| % Total                 | 23.0%                 | 5.7%      | 0.0%     | 28.7%                      |          |          | 23.1%      | 9.6%       | 0.0%     | 32.7%                                 |          |          | 6.3%       | 32.3%      | 0.0%     | 38.6%      |           |          |             |
| PHF                     | 0.890                 | 0.596     | 0.000    | 0.811                      |          |          | 0.764      | 0.654      | 0.000    | 0.860                                 |          |          | 0.773      | 0.926      | 0.000    | 0.897      |           |          | 0.927       |
| Motorcycles             | 0                     | 0         | 0        | 0                          |          |          | 0          | 1          | 0        | 1                                     |          |          | 0          | 0          | 0        | 0          |           |          | 1           |
| % Motorcycles           | 0.0%                  | 0.0%      | 0.0%     | 0.0%                       |          |          | 0.0%       | 0.6%       | 0.0%     | 0.2%                                  |          |          | 0.0%       | 0.0%       | 0.0%     | 0.0%       |           |          | 0.1%        |
| Cars                    | 352                   | 81        | 0        | 433                        |          |          | 343        | 147        | 0        | 490                                   |          |          | 94         | 490        | 0        | 584        |           |          | 1507        |
| % Cars                  | 94.1%                 | 87.1%     | 0.0%     | 92.7%                      |          |          | 91.2%      | 93.6%      | 0.0%     | 91.9%                                 |          |          | 92.2%      | 93.2%      | 0.0%     | 93.0%      |           |          | 92.6%       |
| Single-Unit Trucks      | 18                    | 8         | 0        | 26                         |          |          | 25         | 8          | 0        | 33                                    |          |          | 7          | 30         | 0        | 37         |           |          | 96          |
| % Single-Unit Trucks    | 4.8%                  | 8.6%      | 0.0%     | 5.6%                       |          |          | 6.6%       | 5.1%       | 0.0%     | 6.2%                                  |          |          | 6.9%       | 5.7%       | 0.0%     | 5.9%       |           |          | 5.9%        |
| Articulated Trucks      | 1                     | 4         | 0        | 5                          |          |          | 4          | 1          | 0        | 5                                     |          |          | 1          | 3          | 0        | 4          |           |          | 14          |
| % Articulated Trucks    | 0.3%                  | 4.3%      | 0.0%     | 1.1%                       |          |          | 1.1%       | 0.6%       | 0.0%     | 0.9%                                  |          |          | 1.0%       | 0.6%       | 0.0%     | 0.6%       |           |          | 0.9%        |
| Buses                   | 3                     | 0         | 0        | 3                          |          |          | 3          | 0          | 0        | 3                                     |          |          | 0          | 2          | 0        | 2          |           |          | 8           |
| % Buses                 | 0.8%                  | 0.0%      | 0.0%     | 0.6%                       |          |          | 0.8%       | 0.0%       | 0.0%     | 0.6%                                  |          |          | 0.0%       | 0.4%       | 0.0%     | 0.3%       |           |          | 0.5%        |
| Bicycles on Road        | 0                     | 0         | 0        | 0                          |          |          | 0          | 0          | 0        | 0                                     |          |          | 0          | 1          | 0        | 1          |           |          | 1           |
| % Bicycles on Road      | 0.0%                  | 0.0%      | 0.0%     | 0.0%                       |          |          | 0.0%       | 0.0%       | 0.0%     | 0.0%                                  |          |          | 0.0%       | 0.2%       | 0.0%     | 0.2%       |           |          | 0.1%        |
| RTOR                    |                       |           |          |                            |          |          | 1          |            |          | 1                                     |          |          | 0          |            |          | 0          |           |          | 1           |
| % RTOR                  |                       |           |          |                            |          |          | 0.3%       |            |          | 0.2%                                  |          |          | 0.0%       |            |          | 0.0%       |           |          | 0.1%        |
| Pedestrians             |                       |           |          |                            | 0        | 0        |            |            |          |                                       | 0        | 0        |            |            |          |            | 0         | 0        |             |
| % Pedestrians           |                       |           |          |                            | 0.0%     | 0.0%     |            |            |          |                                       | 0.0%     | 0.0%     |            |            |          |            | 0.0%      | 0.0%     |             |
| Bicycles on Crosswalk   |                       |           |          |                            | 0        | 0        |            |            |          |                                       | 0        | 0        |            |            |          |            | 0         | 0        |             |
| % Bicycles on Crosswalk |                       |           |          |                            | 0.0%     | 0.0%     |            |            |          |                                       | 0.0%     | 0.0%     |            |            |          |            | 0.0%      | 0.0%     |             |

PM Peak Class Breakdown

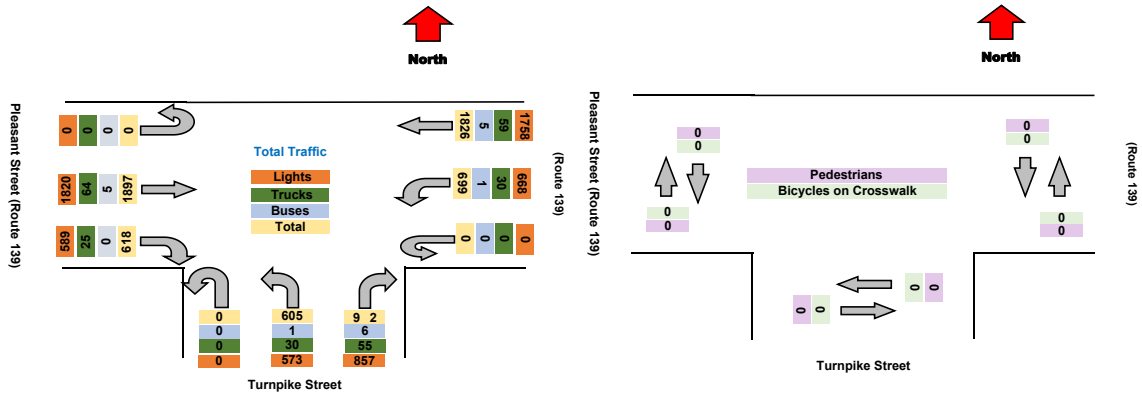
| Leg Direction           | (Route 139) Westbound |            |          | Turnpike Street Northbound |          |          |            | Pleasant Street (Route 139) Eastbound |          |            |          | Int Total |            |            |          |            |           |          |             |
|-------------------------|-----------------------|------------|----------|----------------------------|----------|----------|------------|---------------------------------------|----------|------------|----------|-----------|------------|------------|----------|------------|-----------|----------|-------------|
|                         | Thru                  | Left       | U-Turn   | App Total                  | Peds CW  | Peds CCW | Right      | Left                                  | U-Turn   | App Total  | Peds CW  |           | Peds CCW   | Right      | Thru     | U-Turn     | App Total | Peds CW  | Peds CCW    |
| Start Time              |                       |            |          |                            |          |          |            |                                       |          |            |          |           |            |            |          |            |           |          |             |
| 2023-10-25 16:45:00     | 143                   | 69         | 0        | 212                        | 0        | 0        | 51         | 34                                    | 0        | 85         | 0        | 0         | 58         | 127        | 0        | 185        | 0         | 0        | 482         |
| 2023-10-25 17:00:00     | 128                   | 55         | 0        | 183                        | 0        | 0        | 50         | 34                                    | 0        | 84         | 0        | 0         | 57         | 130        | 0        | 187        | 0         | 0        | 454         |
| 2023-10-25 17:15:00     | 156                   | 63         | 0        | 219                        | 0        | 0        | 40         | 36                                    | 0        | 76         | 0        | 0         | 45         | 134        | 0        | 179        | 0         | 0        | 474         |
| 2023-10-25 17:30:00     | 152                   | 66         | 0        | 218                        | 0        | 0        | 36         | 37                                    | 0        | 73         | 0        | 0         | 62         | 121        | 0        | 183        | 0         | 0        | 474         |
| <b>Grand Total</b>      | <b>579</b>            | <b>253</b> | <b>0</b> | <b>832</b>                 | <b>0</b> | <b>0</b> | <b>177</b> | <b>141</b>                            | <b>0</b> | <b>318</b> | <b>0</b> | <b>0</b>  | <b>222</b> | <b>512</b> | <b>0</b> | <b>734</b> | <b>0</b>  | <b>0</b> | <b>1884</b> |
| % Approach              | 69.6%                 | 30.4%      | 0.0%     |                            |          |          | 55.7%      | 44.3%                                 | 0.0%     |            |          |           | 30.2%      | 69.8%      | 0.0%     |            |           |          |             |
| % Total                 | 30.7%                 | 13.4%      | 0.0%     | 44.2%                      |          |          | 9.4%       | 7.5%                                  | 0.0%     | 16.9%      |          |           | 11.8%      | 27.2%      | 0.0%     | 39.0%      |           |          |             |
| PHF                     | 0.928                 | 0.917      | 0.000    | 0.950                      |          |          | 0.868      | 0.953                                 | 0.000    | 0.935      |          |           | 0.895      | 0.955      | 0.000    | 0.981      |           |          | 0.977       |
| Motorcycles             | 1                     | 0          | 0        | 1                          |          |          | 0          | 0                                     | 0        | 0          |          |           | 2          | 2          | 0        | 4          |           |          | 5           |
| % Motorcycles           | 0.2%                  | 0.0%       | 0.0%     | 0.1%                       |          |          | 0.0%       | 0.0%                                  | 0.0%     | 0.0%       |          |           | 0.9%       | 0.4%       | 0.0%     | 0.5%       |           |          | 0.3%        |
| Cars                    | 569                   | 247        | 0        | 816                        |          |          | 169        | 137                                   | 0        | 306        |          |           | 213        | 504        | 0        | 717        |           |          | 1839        |
| % Cars                  | 98.3%                 | 97.6%      | 0.0%     | 98.1%                      |          |          | 95.5%      | 97.2%                                 | 0.0%     | 96.2%      |          |           | 95.9%      | 98.4%      | 0.0%     | 97.7%      |           |          | 97.6%       |
| Single-Unit Trucks      | 8                     | 5          | 0        | 13                         |          |          | 3          | 4                                     | 0        | 7          |          |           | 5          | 5          | 0        | 10         |           |          | 30          |
| % Single-Unit Trucks    | 1.4%                  | 2.0%       | 0.0%     | 1.6%                       |          |          | 1.7%       | 2.8%                                  | 0.0%     | 2.2%       |          |           | 2.3%       | 1.0%       | 0.0%     | 1.4%       |           |          | 1.6%        |
| Articulated Trucks      | 0                     | 0          | 0        | 0                          |          |          | 1          | 0                                     | 0        | 1          |          |           | 0          | 1          | 0        | 1          |           |          | 2           |
| % Articulated Trucks    | 0.0%                  | 0.0%       | 0.0%     | 0.0%                       |          |          | 0.6%       | 0.0%                                  | 0.0%     | 0.3%       |          |           | 0.0%       | 0.2%       | 0.0%     | 0.1%       |           |          | 0.1%        |
| Buses                   | 1                     | 1          | 0        | 2                          |          |          | 1          | 0                                     | 0        | 1          |          |           | 0          | 0          | 0        | 0          |           |          | 3           |
| % Buses                 | 0.2%                  | 0.4%       | 0.0%     | 0.2%                       |          |          | 0.6%       | 0.0%                                  | 0.0%     | 0.3%       |          |           | 0.0%       | 0.0%       | 0.0%     | 0.0%       |           |          | 0.2%        |
| Bicycles on Road        | 0                     | 0          | 0        | 0                          |          |          | 0          | 0                                     | 0        | 0          |          |           | 0          | 0          | 0        | 0          |           |          | 0           |
| % Bicycles on Road      | 0.0%                  | 0.0%       | 0.0%     | 0.0%                       |          |          | 0.0%       | 0.0%                                  | 0.0%     | 0.0%       |          |           | 0.0%       | 0.0%       | 0.0%     | 0.0%       |           |          | 0.0%        |
| RTOR                    |                       |            |          |                            |          |          | 3          |                                       |          | 3          |          |           | 2          |            |          | 2          |           |          | 5           |
| % RTOR                  |                       |            |          |                            |          |          | 1.7%       |                                       |          | 0.9%       |          |           | 0.9%       |            |          | 0.3%       |           |          | 0.3%        |
| Pedestrians             |                       |            |          |                            |          |          | 0          | 0                                     |          | 0          |          |           | 0          | 0          |          | 0          |           |          | 0           |
| % Pedestrians           |                       |            |          |                            |          |          | 0.0%       | 0.0%                                  |          | 0.0%       |          |           | 0.0%       | 0.0%       |          | 0.0%       |           |          | 0.0%        |
| Bicycles on Crosswalk   |                       |            |          |                            |          |          | 0          | 0                                     |          | 0          |          |           | 0          | 0          |          | 0          |           |          | 0           |
| % Bicycles on Crosswalk |                       |            |          |                            |          |          | 0.0%       | 0.0%                                  |          | 0.0%       |          |           | 0.0%       | 0.0%       |          | 0.0%       |           |          | 0.0%        |





For Print

Turning Movement Data Plot

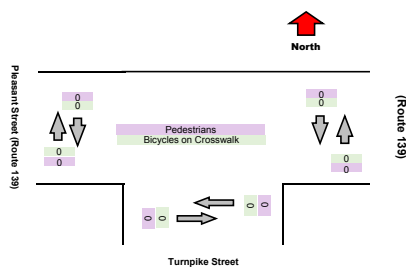
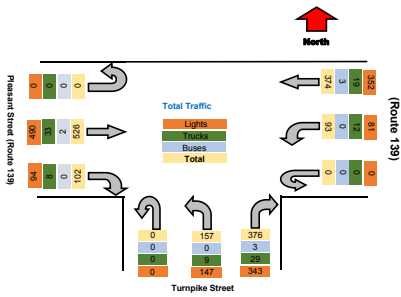


For Print

Turning Movement Peak Hour Data (AM)

7:00:00 AM

| Leg Direction           | (Route 139) Westbound |           |          |            |          |          | Turnpike Street Northbound |            |          |            |          |          | Pleasant Street (Route 139) Eastbound |            |          |            |          |          | Total       |
|-------------------------|-----------------------|-----------|----------|------------|----------|----------|----------------------------|------------|----------|------------|----------|----------|---------------------------------------|------------|----------|------------|----------|----------|-------------|
|                         | Thru                  | Left      | U-Turn   | App Total  | Peds CW  | Peds CCW | Right                      | Left       | U-Turn   | App Total  | Peds CW  | Peds CCW | Right                                 | Thru       | U-Turn   | App Total  | Peds CW  | Peds CCW |             |
| 7:00:00 AM              | 79                    | 16        | 0        | 95         | 0        | 0        | 123                        | 31         | 0        | 154        | 0        | 0        | 20                                    | 141        | 0        | 161        | 0        | 0        | 410         |
| 7:15:00 AM              | 92                    | 17        | 0        | 109        | 0        | 0        | 117                        | 38         | 0        | 155        | 0        | 0        | 33                                    | 142        | 0        | 175        | 0        | 0        | 439         |
| 7:30:00 AM              | 98                    | 21        | 0        | 119        | 0        | 0        | 65                         | 28         | 0        | 93         | 0        | 0        | 20                                    | 120        | 0        | 140        | 0        | 0        | 352         |
| 7:45:00 AM              | 105                   | 39        | 0        | 144        | 0        | 0        | 71                         | 60         | 0        | 131        | 0        | 0        | 29                                    | 123        | 0        | 152        | 0        | 0        | 427         |
| <b>Grand Total</b>      | <b>374</b>            | <b>93</b> | <b>0</b> | <b>467</b> | <b>0</b> | <b>0</b> | <b>376</b>                 | <b>157</b> | <b>0</b> | <b>533</b> | <b>0</b> | <b>0</b> | <b>102</b>                            | <b>526</b> | <b>0</b> | <b>628</b> | <b>0</b> | <b>0</b> | <b>1628</b> |
| % Approach              | 80.1%                 | 19.9%     | 0.0%     | 0.0%       | 0.0%     | 0.0%     | 70.5%                      | 29.5%      | 0.0%     | 0.0%       | 0.0%     | 0.0%     | 16.2%                                 | 83.8%      | 0.0%     | 0.0%       | 0.0%     | 0.0%     | 0.0%        |
| % Total                 | 23.0%                 | 5.7%      | 0.0%     | 28.7%      | 0.0%     | 0.0%     | 23.1%                      | 9.6%       | 0.0%     | 32.7%      | 0.0%     | 0.0%     | 6.3%                                  | 32.3%      | 0.0%     | 38.6%      | 0.0%     | 0.0%     | 0.0%        |
| PHF                     | 0.850                 | 0.596     | 0.000    | 0.811      | 0.000    | 0.000    | 0.764                      | 0.654      | 0.000    | 0.860      | 0.000    | 0.000    | 0.773                                 | 0.926      | 0.000    | 0.897      | 0.000    | 0.000    | 0.927       |
| Lights                  | 352                   | 81        | 0        | 433        | 0        | 0        | 343                        | 147        | 0        | 490        | 0        | 0        | 94                                    | 490        | 0        | 584        | 0        | 0        | 1507        |
| % Lights                | 94.1%                 | 87.1%     | 0.0%     | 92.7%      | 0.0%     | 0.0%     | 91.2%                      | 93.6%      | 0.0%     | 91.9%      | 0.0%     | 0.0%     | 92.2%                                 | 93.2%      | 0.0%     | 93.0%      | 0.0%     | 0.0%     | 92.6%       |
| Trucks                  | 19                    | 12        | 0        | 31         | 0        | 0        | 29                         | 9          | 0        | 38         | 0        | 0        | 8                                     | 33         | 0        | 41         | 0        | 0        | 110         |
| % Trucks                | 5.1%                  | 12.9%     | 0.0%     | 6.6%       | 0.0%     | 0.0%     | 7.7%                       | 5.7%       | 0.0%     | 7.1%       | 0.0%     | 0.0%     | 7.8%                                  | 6.3%       | 0.0%     | 6.5%       | 0.0%     | 0.0%     | 6.8%        |
| Buses                   | 3                     | 0         | 0        | 3          | 0        | 0        | 3                          | 0          | 0        | 3          | 0        | 0        | 0                                     | 2          | 0        | 2          | 0        | 0        | 8           |
| % Buses                 | 0.8%                  | 0.0%      | 0.0%     | 0.6%       | 0.0%     | 0.0%     | 0.8%                       | 0.0%       | 0.0%     | 0.6%       | 0.0%     | 0.0%     | 0.0%                                  | 0.4%       | 0.0%     | 0.3%       | 0.0%     | 0.0%     | 0.5%        |
| Pedestrians             | 0                     | 0         | 0        | 0          | 0        | 0        | 0                          | 0          | 0        | 0          | 0        | 0        | 0                                     | 0          | 0        | 0          | 0        | 0        | 0           |
| % Pedestrians           | 0.0%                  | 0.0%      | 0.0%     | 0.0%       | 0.0%     | 0.0%     | 0.0%                       | 0.0%       | 0.0%     | 0.0%       | 0.0%     | 0.0%     | 0.0%                                  | 0.0%       | 0.0%     | 0.0%       | 0.0%     | 0.0%     | 0.0%        |
| Bicycles on Crosswalk   | 0                     | 0         | 0        | 0          | 0        | 0        | 0                          | 0          | 0        | 0          | 0        | 0        | 0                                     | 0          | 0        | 0          | 0        | 0        | 0           |
| % Bicycles on Crosswalk | 0.0%                  | 0.0%      | 0.0%     | 0.0%       | 0.0%     | 0.0%     | 0.0%                       | 0.0%       | 0.0%     | 0.0%       | 0.0%     | 0.0%     | 0.0%                                  | 0.0%       | 0.0%     | 0.0%       | 0.0%     | 0.0%     | 0.0%        |



For Print

**Turning Movement Peak Hour Data (PM)**  
4:45:00 PM

| Leg                     | (Route 139) |       |        |           |         |          | Turnpike Street |       |        |            |         |          | Pleasant Street (Route 139) |       |        |           |         |          | Total |
|-------------------------|-------------|-------|--------|-----------|---------|----------|-----------------|-------|--------|------------|---------|----------|-----------------------------|-------|--------|-----------|---------|----------|-------|
|                         | Westbound   |       |        | Eastbound |         |          | Northbound      |       |        | Southbound |         |          | Eastbound                   |       |        | Westbound |         |          |       |
| Direction               | Thru        | Left  | U-Turn | App Total | Peds CW | Peds CCW | Right           | Left  | U-Turn | App Total  | Peds CW | Peds CCW | Right                       | Thru  | U-Turn | App Total | Peds CW | Peds CCW |       |
| 4:45:00 PM              | 143         | 69    | 0      | 212       | 0       | 0        | 51              | 34    | 0      | 85         | 0       | 0        | 58                          | 127   | 0      | 185       | 0       | 0        | 482   |
| 5:00:00 PM              | 128         | 55    | 0      | 183       | 0       | 0        | 50              | 34    | 0      | 84         | 0       | 0        | 57                          | 130   | 0      | 187       | 0       | 0        | 454   |
| 5:15:00 PM              | 156         | 63    | 0      | 219       | 0       | 0        | 40              | 36    | 0      | 76         | 0       | 0        | 45                          | 134   | 0      | 179       | 0       | 0        | 474   |
| 5:30:00 PM              | 152         | 66    | 0      | 218       | 0       | 0        | 36              | 37    | 0      | 73         | 0       | 0        | 62                          | 121   | 0      | 183       | 0       | 0        | 474   |
| <b>Grand Total</b>      | 579         | 253   | 0      | 832       | 0       | 0        | 177             | 141   | 0      | 318        | 0       | 0        | 222                         | 512   | 0      | 734       | 0       | 0        | 1884  |
| % Approach              | 68.6%       | 30.4% | 0.0%   | 0.0%      | 0.0%    | 0.0%     | 55.7%           | 44.3% | 0.0%   | 0.0%       | 0.0%    | 0.0%     | 30.2%                       | 69.8% | 0.0%   | 0.0%      | 0.0%    | 0.0%     | 0.0%  |
| % Total                 | 30.7%       | 13.4% | 0.0%   | 44.2%     | 0.0%    | 0.0%     | 9.4%            | 7.5%  | 0.0%   | 16.9%      | 0.0%    | 0.0%     | 11.8%                       | 27.2% | 0.0%   | 39.0%     | 0.0%    | 0.0%     | 0.0%  |
| PHF                     | 0.928       | 0.917 | 0.000  | 0.950     | 0.000   | 0.000    | 0.868           | 0.953 | 0.000  | 0.935      | 0.000   | 0.000    | 0.895                       | 0.955 | 0.000  | 0.981     | 0.000   | 0.000    | 0.977 |
| Lights                  | 569         | 247   | 0      | 816       | 0       | 0        | 169             | 137   | 0      | 306        | 0       | 0        | 213                         | 504   | 0      | 717       | 0       | 0        | 1839  |
| % Lights                | 98.3%       | 97.6% | 0.0%   | 98.1%     | 0.0%    | 0.0%     | 95.5%           | 97.2% | 0.0%   | 96.2%      | 0.0%    | 0.0%     | 95.9%                       | 98.4% | 0.0%   | 97.7%     | 0.0%    | 0.0%     | 97.6% |
| Trucks                  | 8           | 5     | 0      | 13        | 0       | 0        | 4               | 4     | 0      | 8          | 0       | 0        | 5                           | 6     | 0      | 11        | 0       | 0        | 32    |
| % Trucks                | 1.4%        | 2.0%  | 0.0%   | 1.6%      | 0.0%    | 0.0%     | 2.3%            | 2.8%  | 0.0%   | 2.5%       | 0.0%    | 0.0%     | 2.3%                        | 1.2%  | 0.0%   | 1.5%      | 0.0%    | 0.0%     | 1.7%  |
| Buses                   | 1           | 1     | 0      | 2         | 0       | 0        | 1               | 0     | 0      | 1          | 0       | 0        | 0                           | 0     | 0      | 0         | 0       | 0        | 3     |
| % Buses                 | 0.2%        | 0.4%  | 0.0%   | 0.2%      | 0.0%    | 0.0%     | 0.6%            | 0.0%  | 0.0%   | 0.3%       | 0.0%    | 0.0%     | 0.0%                        | 0.0%  | 0.0%   | 0.0%      | 0.0%    | 0.0%     | 0.2%  |
| Pedestrians             | 0           | 0     | 0      | 0         | 0       | 0        | 0               | 0     | 0      | 0          | 0       | 0        | 0                           | 0     | 0      | 0         | 0       | 0        | 0     |
| % Pedestrians           | 0.0%        | 0.0%  | 0.0%   | 0.0%      | 0.0%    | 0.0%     | 0.0%            | 0.0%  | 0.0%   | 0.0%       | 0.0%    | 0.0%     | 0.0%                        | 0.0%  | 0.0%   | 0.0%      | 0.0%    | 0.0%     | 0.0%  |
| Bicycles on Crosswalk   | 0           | 0     | 0      | 0         | 0       | 0        | 0               | 0     | 0      | 0          | 0       | 0        | 0                           | 0     | 0      | 0         | 0       | 0        | 0     |
| % Bicycles on Crosswalk | 0.0%        | 0.0%  | 0.0%   | 0.0%      | 0.0%    | 0.0%     | 0.0%            | 0.0%  | 0.0%   | 0.0%       | 0.0%    | 0.0%     | 0.0%                        | 0.0%  | 0.0%   | 0.0%      | 0.0%    | 0.0%     | 0.0%  |

