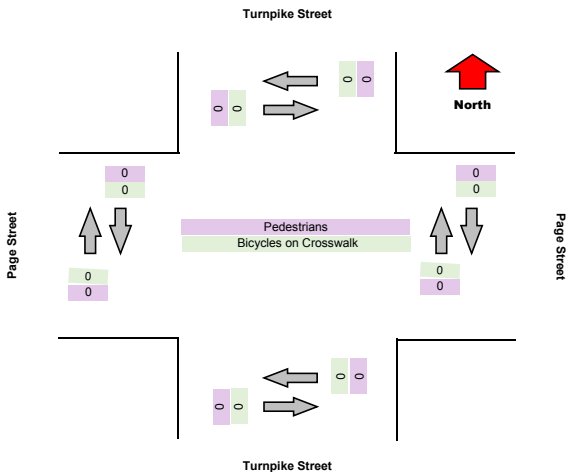
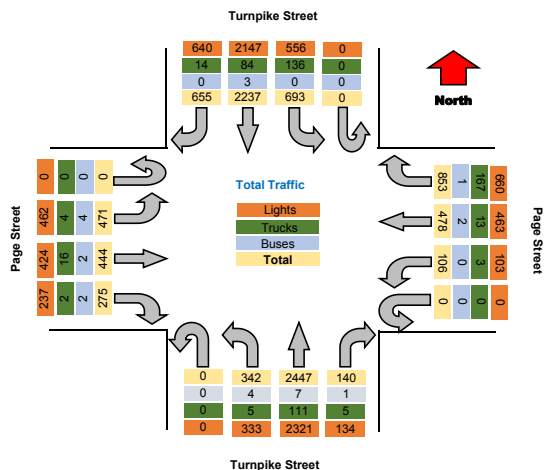


Summary

Turning Movement Data Plot

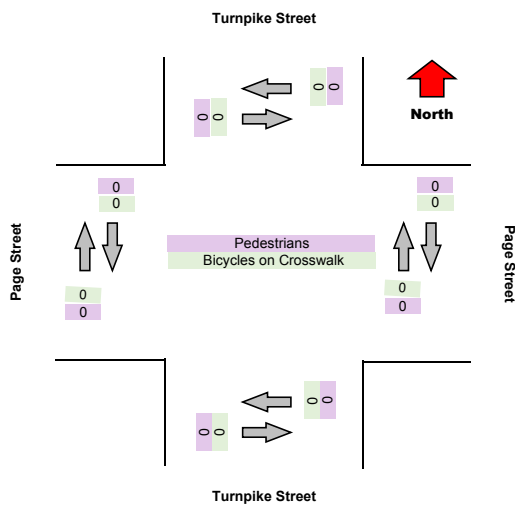
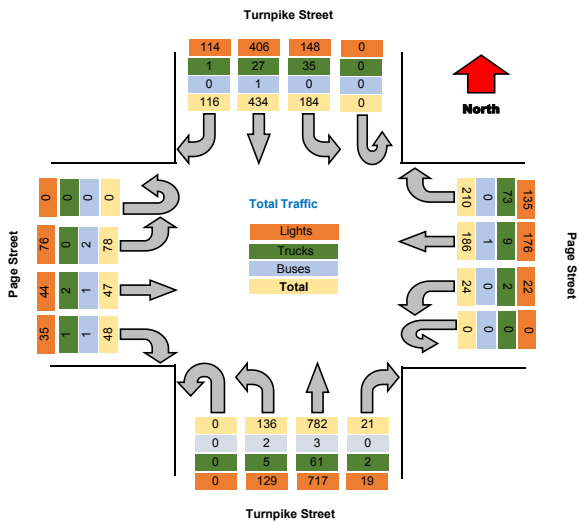


Summary

Turning Movement Peak Hour Data (AM)

7:00:00 AM

Leg Direction	Turnpike Street Southbound						Page Street Westbound						Turnpike Street Northbound						Page Street Eastbound						Total		
	Right	Thru	Left	U-Turn	App Total	Peds C/W	Right	Thru	Left	U-Turn	App Total	Peds C/W	Right	Thru	Left	U-Turn	App Total	Peds C/W	Right	Thru	Left	U-Turn	App Total	Peds C/W		Peds C/W	
7:00:00 AM	19	94	58	0	171	0	43	40	6	0	89	0	8	229	32	0	269	0	8	10	9	0	27	0	0	556	
7:15:00 AM	26	110	39	0	175	0	50	51	5	0	106	0	2	217	43	0	262	0	13	8	14	0	35	0	0	578	
7:30:00 AM	32	102	38	0	172	0	65	48	8	0	121	0	7	160	42	0	209	0	12	17	21	0	50	0	0	552	
7:45:00 AM	38	128	49	0	215	0	52	47	5	0	104	0	4	176	19	0	199	0	16	12	34	0	61	0	0	580	
Grand Total	116	534	184	0	734	0	210	186	24	0	420	0	21	782	136	0	938	0	49	47	78	0	174	0	0	2268	
% Approach	15.8%	39.1%	25.1%	0.0%	0.0%	0.0%	30.0%	44.3%	5.7%	0.0%	0.0%	0.0%	2.2%	83.3%	14.5%	0.0%	0.0%	0.0%	27.7%	27.2%	45.1%	0.0%	0.0%	0.0%	0.0%	0.0%	
% Total	5.1%	19.2%	8.1%	0.0%	32.4%	0.0%	9.3%	8.2%	1.1%	0.0%	18.5%	0.0%	0.8%	34.5%	6.0%	0.0%	41.4%	0.0%	2.1%	2.1%	3.4%	0.0%	7.5%	0.0%	0.0%	0.0%	
PHF	0.744	0.848	0.793	0.000	0.850	0.000	0.808	0.912	0.750	0.000	0.868	0.000	0.659	0.854	0.791	0.000	0.873	0.000	0.600	0.691	0.574	0.000	0.709	0.000	0.000	0.977	
Lights	114	408	148	0	668	0	135	176	22	0	333	0	19	717	129	0	865	0	35	44	76	0	155	0	0	2021	
% Lights	98.3%	93.5%	80.4%	0.0%	91.0%	0.0%	64.3%	94.6%	91.7%	0.0%	79.3%	0.0%	80.5%	91.7%	94.9%	0.0%	92.1%	0.0%	72.9%	93.6%	97.4%	0.0%	89.6%	0.0%	0.0%	89.2%	
Trucks	1	27	35	0	63	0	73	9	2	0	84	0	2	61	5	0	68	0	1	2	0	0	3	0	0	218	
% Trucks	0.9%	8.2%	19.0%	0.0%	8.6%	0.0%	34.8%	4.8%	8.3%	0.0%	20.0%	0.0%	9.5%	7.8%	3.7%	0.0%	7.2%	0.0%	2.1%	4.3%	0.0%	0.0%	1.7%	0.0%	0.0%	9.4%	
Buses	0	1	0	0	1	0	0	1	0	0	1	0	0	3	2	0	5	0	1	1	2	0	4	0	0	11	
% Buses	0.0%	0.2%	0.0%	0.0%	0.1%	0.0%	0.0%	0.5%	0.0%	0.2%	0.2%	0.0%	0.0%	0.4%	1.5%	0.0%	0.5%	0.0%	2.1%	2.1%	2.6%	0.0%	2.3%	0.0%	0.0%	0.5%	
Pedestrians	0	0	0	0	0	0	0	0	0	0	0	0	0	0	0	0	0	0	0	0	0	0	0	0	0	0	0
% Pedestrians	0.0%	0.0%	0.0%	0.0%	0.0%	0.0%	0.0%	0.0%	0.0%	0.0%	0.0%	0.0%	0.0%	0.0%	0.0%	0.0%	0.0%	0.0%	0.0%	0.0%	0.0%	0.0%	0.0%	0.0%	0.0%	0.0%	0.0%
Bicycles on Crosswalk	0	0	0	0	0	0	0	0	0	0	0	0	0	0	0	0	0	0	0	0	0	0	0	0	0	0	0
% Bicycles on Crosswalk	0.0%	0.0%	0.0%	0.0%	0.0%	0.0%	0.0%	0.0%	0.0%	0.0%	0.0%	0.0%	0.0%	0.0%	0.0%	0.0%	0.0%	0.0%	0.0%	0.0%	0.0%	0.0%	0.0%	0.0%	0.0%	0.0%	0.0%

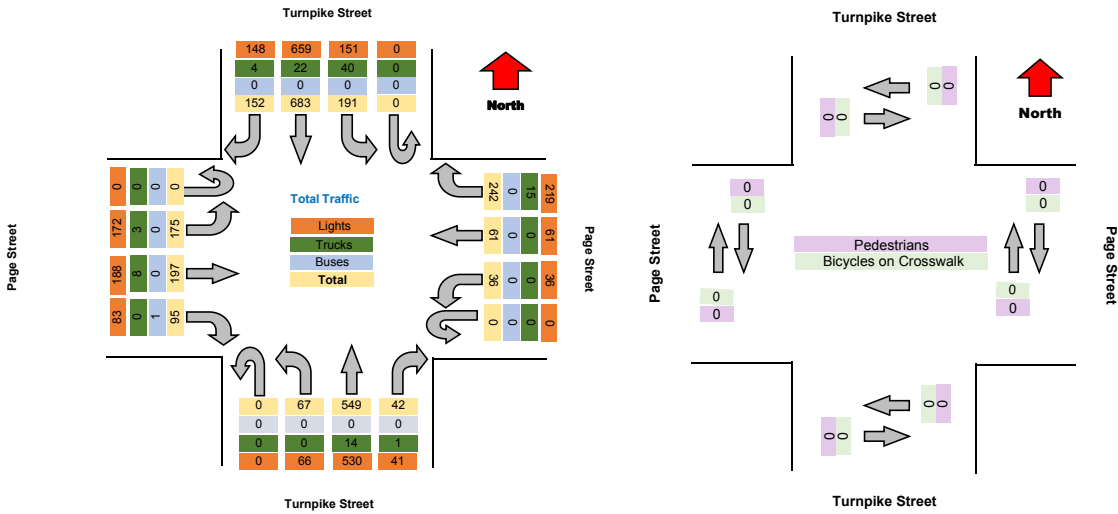


Summary

Turning Movement Peak Hour Data (PM)

4:15:00 PM

Leg Direction	Turnpike Street Southbound						Page Street Westbound						Turnpike Street Northbound						Page Street Eastbound						Total						
	Right	Thru	Left	U-Turn	App Total	Peds/CCW	Right	Thru	Left	U-Turn	App Total	Peds/CCW	Right	Thru	Left	U-Turn	App Total	Peds/CCW	Right	Thru	Left	U-Turn	App Total	Peds/CCW							
4:15:00 PM	80	178	50	0	308	0	0	0	0	81	0	0	8	116	18	0	142	0	0	16	52	47	0	115	0	646					
4:30:00 PM	30	175	49	0	254	0	0	0	0	67	18	3	0	88	0	0	157	0	0	22	55	46	0	123	0	622					
4:45:00 PM	20	175	49	0	244	0	0	0	0	58	7	2	0	67	0	0	178	0	0	29	42	41	0	112	0	601					
5:00:00 PM	22	155	43	0	220	0	0	0	0	87	22	14	0	103	0	0	20	143	18	0	28	48	41	0	117	0	621				
Grand Total	152	683	191	0	1026	0	0	0	0	242	61	3	0	309	0	0	42	549	37	0	52	197	175	0	467	0	2400				
% Approach	14.8%	66.6%	18.6%	0.0%	0.0%	0.0%	0.0%	0.0%	0.0%	71.4%	18.0%	10.6%	0.0%	0.0%	0.0%	0.0%	6.4%	83.4%	10.2%	0.0%	0.0%	20.3%	42.2%	37.5%	0.0%	0.0%	0.0%				
% Total	6.1%	27.4%	7.7%	0.0%	41.2%	0.0%	0.0%	0.0%	0.0%	9.7%	2.4%	1.4%	0.0%	13.6%	0.0%	0.0%	1.7%	22.0%	2.7%	0.0%	26.4%	3.8%	7.9%	7.0%	0.0%	18.8%	0.0%				
PHF	0.475	0.959	0.955	0.000	0.833	0.000	0.000	0.000	0.000	0.803	0.693	0.529	0.000	0.823	0.000	0.000	0.525	0.874	0.931	0.000	0.909	0.000	0.900	0.000	0.849	0.000	0.964				
Lights	148	659	151	0	958	0	0	0	0	219	61	36	0	316	0	0	41	530	66	0	637	0	0	0	443	0	2354				
% Lights	97.4%	96.5%	79.1%	0.0%	93.4%	0.0%	0.0%	0.0%	0.0%	90.5%	100.0%	100.0%	0.0%	93.2%	0.0%	0.0%	87.6%	96.6%	98.5%	0.0%	96.8%	0.0%	0.0%	87.4%	95.4%	98.3%	0.0%	94.9%			
Trucks	4	22	40	0	66	0	0	0	0	15	0	0	0	15	0	0	1	14	0	0	15	0	0	0	8	3	0	107			
% Trucks	2.6%	3.2%	20.5%	0.0%	6.4%	0.0%	0.0%	0.0%	0.0%	6.2%	0.0%	0.0%	0.0%	4.4%	0.0%	0.0%	2.4%	2.6%	0.0%	0.0%	2.3%	0.0%	0.0%	0.0%	4.1%	1.7%	0.0%	2.4%	0.0%	0.0%	
Buses	0	0	0	0	0	0	0	0	0	0	0	0	0	0	0	0	0	0	1	0	0	0	0	0	1	0	0	2			
% Buses	0.0%	0.0%	0.0%	0.0%	0.0%	0.0%	0.0%	0.0%	0.0%	0.0%	0.0%	0.0%	0.0%	0.0%	0.0%	0.0%	0.0%	0.0%	0.0%	1.5%	0.0%	0.0%	0.0%	0.0%	0.0%	0.0%	0.0%	0.0%	0.1%		
Pedestrians	0	0	0	0	0	0	0	0	0	0	0	0	0	0	0	0	0	0	0	0	0	0	0	0	0	0	0	0			
% Pedestrians	0.0%	0.0%	0.0%	0.0%	0.0%	0.0%	0.0%	0.0%	0.0%	0.0%	0.0%	0.0%	0.0%	0.0%	0.0%	0.0%	0.0%	0.0%	0.0%	0.0%	0.0%	0.0%	0.0%	0.0%	0.0%	0.0%	0.0%	0.0%	0.0%		
Bicycles on Crosswalk	0	0	0	0	0	0	0	0	0	0	0	0	0	0	0	0	0	0	0	0	0	0	0	0	0	0	0	0			
% Bicycles on Crosswalk	0.0%	0.0%	0.0%	0.0%	0.0%	0.0%	0.0%	0.0%	0.0%	0.0%	0.0%	0.0%	0.0%	0.0%	0.0%	0.0%	0.0%	0.0%	0.0%	0.0%	0.0%	0.0%	0.0%	0.0%	0.0%	0.0%	0.0%	0.0%			



Motorcycles

Leg Direction Start Time	Turnpike Street Southbound Right					Page Street Westbound Right					Turnpike Street Northbound Right					Page Street Eastbound Right					
	Thru	Left	U-Turn	Peds CW	Peds CCW	Thru	Left	U-Turn	Peds CW	Peds CCW	Thru	Left	U-Turn	Peds CW	Peds CCW	Thru	Left	U-Turn	Peds CW	Peds CCW	
2023-10-25 07:00:00	0	0	0	0	0	0	0	0	0	0	0	0	0	0	0	0	0	0	0	0	0
2023-10-25 07:15:00	0	0	0	0	0	0	0	0	0	0	0	0	0	0	0	0	0	0	0	0	0
2023-10-25 07:30:00	0	0	0	0	0	0	0	0	0	0	0	0	0	0	0	0	0	0	0	0	0
2023-10-25 07:45:00	1	0	1	0	0	0	0	0	0	0	0	0	0	0	0	0	0	0	0	0	0
2023-10-25 08:00:00	0	0	0	0	0	0	0	0	0	0	0	0	0	0	0	0	0	0	0	0	0
2023-10-25 08:15:00	0	0	0	0	0	0	0	0	0	0	0	0	0	0	0	0	0	0	0	0	0
2023-10-25 08:30:00	0	0	0	0	0	0	0	0	0	0	0	0	0	0	0	0	0	0	0	0	0
2023-10-25 08:45:00	0	0	0	0	0	0	0	0	0	0	0	0	0	0	0	0	0	0	0	0	0
2023-10-25 16:00:00	0	0	0	0	0	0	0	0	0	0	0	0	0	0	0	0	0	0	0	0	0
2023-10-25 16:15:00	0	0	0	0	0	0	0	0	0	0	0	0	0	0	0	0	0	0	0	0	0
2023-10-25 16:30:00	0	2	0	0	0	0	1	0	0	0	0	0	0	0	0	0	0	0	0	0	0
2023-10-25 16:45:00	0	0	0	0	0	0	0	0	0	0	0	0	0	0	0	0	0	0	0	0	0
2023-10-25 17:00:00	0	0	0	0	0	0	0	0	0	0	0	0	0	0	0	0	0	0	0	0	0
2023-10-25 17:15:00	0	0	0	0	0	0	0	0	0	0	0	0	0	0	0	0	0	0	0	0	0
2023-10-25 17:30:00	0	1	0	0	0	0	0	0	0	0	0	0	0	0	0	0	0	0	0	0	0
2023-10-25 17:45:00	0	0	0	0	0	0	0	0	0	0	0	0	0	0	0	0	0	0	0	0	0
Total	1	3	1	0	0	0	1	0	0	0	0	0	0	0	0	7	0	0	0	0	0

Cars

Leg Direction Start Time	Turnpike Street Southbound Right						Page Street Westbound Right						Turnpike Street Northbound Right						Page Street Eastbound Right					
	Thru	Left	U-Turn	Peds CW	Peds CCW		Thru	Left	U-Turn	Peds CW	Peds CCW		Thru	Left	U-Turn	Peds CW	Peds CCW		Thru	Left	U-Turn	Peds CW	Peds CCW	
2023-10-25 07:00:00	19	85	49	0	0	0	23	36	4	0	0	0	7	213	31	0	0	0	3	10	9	0	0	0
2023-10-25 07:15:00	26	104	29	0	0	0	34	47	5	0	0	0	2	201	40	0	0	0	11	7	14	0	0	0
2023-10-25 07:30:00	31	95	32	0	0	0	42	48	8	0	0	0	6	138	39	0	0	0	10	16	21	0	0	0
2023-10-25 07:45:00	38	122	38	0	0	0	36	45	5	0	0	0	4	165	19	0	0	0	11	11	32	0	0	0
2023-10-25 08:00:00	50	138	15	0	0	0	25	34	3	0	0	0	7	126	17	0	0	0	12	19	16	0	0	0
2023-10-25 08:15:00	79	102	31	0	0	0	27	52	5	0	0	0	12	143	21	0	0	0	13	8	17	0	0	0
2023-10-25 08:30:00	38	90	33	0	0	0	32	43	10	0	0	0	10	124	24	0	0	0	15	9	22	0	0	0
2023-10-25 08:45:00	36	98	37	0	0	0	33	39	6	0	0	0	8	136	19	0	0	0	10	8	25	0	0	0
2023-10-25 16:00:00	84	131	29	0	0	0	61	23	9	0	0	0	10	129	15	0	0	0	14	32	33	0	0	0
2023-10-25 16:15:00	78	172	37	0	0	0	43	14	17	0	0	0	7	108	18	0	0	0	16	50	47	0	0	0
2023-10-25 16:30:00	29	166	39	0	0	0	60	18	3	0	0	0	7	128	17	0	0	0	18	52	46	0	0	0
2023-10-25 16:45:00	19	167	38	0	0	0	54	7	2	0	0	0	7	155	13	0	0	0	27	41	40	0	0	0
2023-10-25 17:00:00	22	154	37	0	0	0	62	22	14	0	0	0	20	139	18	0	0	0	22	45	39	0	0	0
2023-10-25 17:15:00	27	197	26	0	0	0	47	7	5	0	0	0	6	152	15	0	0	0	23	50	36	0	0	0
2023-10-25 17:30:00	35	180	43	0	0	0	44	17	3	0	0	0	12	147	13	0	0	0	16	38	30	0	0	0
2023-10-25 17:45:00	29	146	43	0	0	0	37	11	4	0	0	0	9	117	14	0	0	0	16	28	35	0	0	0
Total	640	2147	556	0	0	0	660	463	103	0	0	0	134	2321	333	0	0	0	237	424	462	0	0	0

Single-Unit Trucks

Leg Direction Start Time	Turnpike Street Southbound Right					Page Street Westbound Right					Turnpike Street Northbound Right					Page Street Eastbound Right					
	Thru	Left	U-Turn	Peds CW	Peds CCW	Thru	Left	U-Turn	Peds CW	Peds CCW	Thru	Left	U-Turn	Peds CW	Peds CCW	Thru	Left	U-Turn	Peds CW	Peds CCW	
2023-10-25 07:00:00	0	8	8	0	0	0	16	4	1	0	0	0	1	13	1	0	0	0	0	0	0
2023-10-25 07:15:00	0	4	7	0	0	0	10	4	0	0	0	0	0	15	1	0	0	0	0	1	0
2023-10-25 07:30:00	1	5	5	0	0	0	17	0	0	0	0	0	1	18	3	0	0	0	0	0	0
2023-10-25 07:45:00	0	6	6	0	0	0	13	1	0	0	0	0	0	8	0	0	0	0	0	1	1
2023-10-25 08:00:00	1	4	9	0	0	0	6	1	0	0	0	0	0	7	0	0	0	0	0	0	0
2023-10-25 08:15:00	2	3	6	0	0	0	10	0	0	0	0	0	0	4	0	0	0	0	0	1	0
2023-10-25 08:30:00	2	5	4	0	0	0	11	1	0	0	0	0	0	5	0	0	0	0	0	0	0
2023-10-25 08:45:00	0	3	11	0	0	0	12	1	1	0	0	0	0	7	0	0	0	0	0	1	1
2023-10-25 16:00:00	2	7	9	0	0	0	8	0	0	0	0	0	0	3	0	0	0	0	0	0	0
2023-10-25 16:15:00	2	5	11	0	0	0	4	0	0	0	0	0	1	4	0	0	0	0	0	2	0
2023-10-25 16:30:00	1	6	6	0	0	0	3	0	0	0	0	0	0	5	0	0	0	0	0	3	0
2023-10-25 16:45:00	1	8	9	0	0	0	3	0	0	0	0	0	0	0	0	0	0	0	0	1	1
2023-10-25 17:00:00	0	1	5	0	0	0	3	0	0	0	0	0	0	3	0	0	0	0	0	2	2
2023-10-25 17:15:00	0	2	2	0	0	0	2	0	0	0	0	0	0	3	0	0	0	0	0	1	0
2023-10-25 17:30:00	0	2	3	0	0	0	2	0	0	0	0	0	0	1	0	0	0	0	0	2	1
2023-10-25 17:45:00	1	2	4	0	0	0	2	0	0	0	0	0	0	1	0	0	0	0	0	1	0
Total	13	71	105	0	0	0	122	12	2	0	0	0	3	97	5	0	0	0	0	2	16

Articulated Trucks

Leg Direction Start Time	Turnpike Street Southbound Right					Page Street Westbound Right					Turnpike Street Northbound Right					Page Street Eastbound Right						
	Thru	Left	U-Turn	Peds CW	Peds CCW	Thru	Left	U-Turn	Peds CW	Peds CCW	Thru	Left	U-Turn	Peds CW	Peds CCW	Thru	Left	U-Turn	Peds CW	Peds CCW		
2023-10-25 07:00:00	0	1	1	0	0	0	3	0	1	0	0	0	0	0	0	0	2	0	0	0	0	0
2023-10-25 07:15:00	0	1	3	0	0	0	5	0	0	0	0	0	0	0	0	0	1	0	0	0	0	0
2023-10-25 07:30:00	0	2	1	0	0	0	6	0	0	0	0	0	0	0	0	0	2	0	0	0	0	0
2023-10-25 07:45:00	0	0	4	0	0	0	3	0	0	0	0	0	0	0	0	0	2	0	0	0	0	0
2023-10-25 08:00:00	0	0	3	0	0	0	6	0	0	0	0	0	0	0	0	0	1	0	0	0	0	0
2023-10-25 08:15:00	0	0	3	0	0	0	5	0	0	0	0	0	0	0	0	0	1	0	0	0	0	0
2023-10-25 08:30:00	0	3	1	0	0	0	5	0	0	0	0	0	0	0	0	0	2	0	0	0	0	0
2023-10-25 08:45:00	0	2	2	0	0	0	5	0	0	0	0	0	0	0	0	1	0	0	0	0	0	0
2023-10-25 16:00:00	1	2	0	0	0	0	2	1	0	0	0	0	0	0	0	0	1	0	0	0	0	0
2023-10-25 16:15:00	0	1	2	0	0	0	0	0	0	0	0	0	0	0	0	0	1	0	0	0	0	0
2023-10-25 16:30:00	0	1	4	0	0	0	0	0	0	0	0	0	0	0	0	0	0	0	0	0	0	0
2023-10-25 16:45:00	0	0	2	0	0	0	1	0	0	0	0	0	0	0	0	0	1	0	0	0	0	0
2023-10-25 17:00:00	0	0	1	0	0	0	1	0	0	0	0	0	0	0	0	0	0	0	0	0	0	0
2023-10-25 17:15:00	0	0	3	0	0	0	2	0	0	0	0	0	0	0	0	0	0	0	0	0	0	0
2023-10-25 17:30:00	0	0	1	0	0	0	1	0	0	0	0	0	0	0	0	1	0	0	0	0	0	0
2023-10-25 17:45:00	0	0	0	0	0	0	0	0	0	0	0	0	0	0	0	0	0	0	0	0	0	0
Total	1	13	31	0	0	0	45	1	1	0	0	0	0	0	2	14	0	0	0	0	0	

Buses

Leg Direction Start Time	Turnpike Street Southbound Right					Page Street Westbound Right					Turnpike Street Northbound Right					Page Street Eastbound Right				
	Thru	Left	U-Turn	Peds CW	Peds CCW	Thru	Left	U-Turn	Peds CW	Peds CCW	Thru	Left	U-Turn	Peds CW	Peds CCW	Thru	Left	U-Turn	Peds CW	Peds CCW
2023-10-25 07:00:00	0	0	0	0	0	0	0	0	0	0	0	1	0	0	0	0	0	0	0	0
2023-10-25 07:15:00	0	1	0	0	0	0	0	0	0	0	0	0	2	0	0	0	0	0	0	0
2023-10-25 07:30:00	0	0	0	0	0	0	0	0	0	0	0	2	0	0	0	0	1	0	0	0
2023-10-25 07:45:00	0	0	0	0	0	0	0	1	0	0	0	0	0	0	0	1	0	2	0	0
2023-10-25 08:00:00	0	0	0	0	0	0	0	0	0	0	0	0	0	0	0	0	0	0	0	0
2023-10-25 08:15:00	0	0	0	0	0	0	0	0	0	0	0	1	1	0	0	0	1	0	0	0
2023-10-25 08:30:00	0	0	0	0	0	0	1	0	0	0	0	0	1	0	0	0	0	0	0	0
2023-10-25 08:45:00	0	0	0	0	0	0	0	0	0	0	0	1	0	0	0	0	0	0	0	0
2023-10-25 16:00:00	0	1	0	0	0	0	0	1	0	0	0	1	0	0	0	0	0	2	0	0
2023-10-25 16:15:00	0	0	0	0	0	0	0	0	0	0	0	0	0	0	0	0	0	0	0	0
2023-10-25 16:30:00	0	0	0	0	0	0	0	0	0	0	0	0	0	0	0	0	0	0	0	0
2023-10-25 16:45:00	0	0	0	0	0	0	0	0	0	0	0	0	1	0	0	0	0	0	0	0
2023-10-25 17:00:00	0	0	0	0	0	0	0	0	0	0	0	0	0	0	0	1	0	0	0	0
2023-10-25 17:15:00	0	0	0	0	0	0	0	0	0	0	0	0	0	0	0	0	0	0	0	0
2023-10-25 17:30:00	0	1	0	0	0	0	0	0	0	0	0	0	0	0	0	0	0	0	0	0
2023-10-25 17:45:00	0	0	0	0	0	0	0	0	0	0	0	1	0	0	0	0	0	0	0	0
Total	0	3	0	0	0	0	1	2	0	0	0	1	7	4	0	0	2	2	4	0

RTOR

Leg Direction Start Time	Turnpike Street Southbound Right	Page Street Westbound Right	Turnpike Street Northbound Right	Page Street Eastbound Right	
2023-10-25 07:00:00		0	1	0	5
2023-10-25 07:15:00		0	1	0	2
2023-10-25 07:30:00		0	0	0	2
2023-10-25 07:45:00		0	0	0	2
2023-10-25 08:00:00		0	1	0	0
2023-10-25 08:15:00		0	0	0	3
2023-10-25 08:30:00		0	0	0	3
2023-10-25 08:45:00		0	0	0	2
2023-10-25 16:00:00		0	2	0	0
2023-10-25 16:15:00		0	3	0	0
2023-10-25 16:30:00		0	3	0	4
2023-10-25 16:45:00		0	0	0	2
2023-10-25 17:00:00		0	1	0	5
2023-10-25 17:15:00		0	4	0	1
2023-10-25 17:30:00		0	7	0	0
2023-10-25 17:45:00		0	1	0	3
Total		0	24	0	34

Pedestrians

Leg Direction Start Time	Turnpike Street Southbound Right					Page Street Westbound Right					Turnpike Street Northbound Right					Page Street Eastbound Right				
	Thru	Left	U-Turn	Peds CW	Peds CCW	Thru	Left	U-Turn	Peds CW	Peds CCW	Thru	Left	U-Turn	Peds CW	Peds CCW	Thru	Left	U-Turn	Peds CW	Peds CCW
2023-10-25 07:00:00	0	0	0	0	0	0	0	0	0	0	0	0	0	0	0	0	0	0	0	0
2023-10-25 07:15:00	0	0	0	0	0	0	0	0	0	0	0	0	0	0	0	0	0	0	0	0
2023-10-25 07:30:00	0	0	0	0	0	0	0	0	0	0	0	0	0	0	0	0	0	0	0	0
2023-10-25 07:45:00	0	0	0	0	0	0	0	0	0	0	0	0	0	0	0	0	0	0	0	0
2023-10-25 08:00:00	0	0	0	0	0	0	0	0	0	0	0	0	0	0	0	0	0	0	0	0
2023-10-25 08:15:00	0	0	0	0	0	0	0	0	0	0	0	0	0	0	0	0	0	0	0	0
2023-10-25 08:30:00	0	0	0	0	0	0	0	0	0	0	0	0	0	0	0	0	0	0	0	0
2023-10-25 08:45:00	0	0	0	0	0	0	0	0	0	0	0	0	0	0	0	0	0	0	0	0
2023-10-25 16:00:00	0	0	0	0	0	0	0	0	0	0	0	0	0	0	0	0	0	0	0	0
2023-10-25 16:15:00	0	0	0	0	0	0	0	0	0	0	0	0	0	0	0	0	0	0	0	0
2023-10-25 16:30:00	0	0	0	0	0	0	0	0	0	0	0	0	0	0	0	0	0	0	0	0
2023-10-25 16:45:00	0	0	0	0	0	0	0	0	0	0	0	0	0	0	0	0	0	0	0	0
2023-10-25 17:00:00	0	0	0	0	0	0	0	0	0	0	0	0	0	0	0	0	0	0	0	0
2023-10-25 17:15:00	0	0	0	0	0	0	0	0	0	0	0	0	0	0	0	0	0	0	0	0
2023-10-25 17:30:00	0	0	0	0	0	0	0	0	0	0	0	0	0	0	0	0	0	0	0	0
2023-10-25 17:45:00	0	0	0	0	0	0	0	0	0	0	0	0	0	0	0	0	0	0	0	0
Total	0	0	0	0	0	0	0	0	0	0	0	0	0	0	0	0	0	0	0	0

Bicycles on Road

Leg Direction Start Time	Turnpike Street Southbound Right					Page Street Westbound Right					Turnpike Street Northbound Right					Page Street Eastbound Right					
	Thru	Left	U-Turn	Peds CW	Peds CCW	Thru	Left	U-Turn	Peds CW	Peds CCW	Thru	Left	U-Turn	Peds CW	Peds CCW	Thru	Left	U-Turn	Peds CW	Peds CCW	
2023-10-25 07:00:00	0	0	0	0	0	0	0	0	0	0	0	0	0	0	0	0	0	0	0	0	0
2023-10-25 07:15:00	0	0	0	0	0	0	0	0	0	0	0	0	0	0	0	0	0	0	0	0	0
2023-10-25 07:30:00	0	0	0	0	0	0	0	0	0	0	0	0	0	0	0	0	0	0	0	0	0
2023-10-25 07:45:00	0	0	0	0	0	0	0	0	0	0	0	0	0	0	0	0	0	0	0	0	0
2023-10-25 08:00:00	0	0	0	0	0	0	0	0	0	0	0	0	0	0	0	0	0	0	0	0	0
2023-10-25 08:15:00	0	0	0	0	0	0	0	0	0	0	0	0	0	0	0	0	0	0	0	0	0
2023-10-25 08:30:00	0	0	0	0	0	0	0	0	0	0	0	0	0	0	0	0	0	0	0	0	0
2023-10-25 08:45:00	0	0	0	0	0	0	0	0	0	0	0	0	0	0	0	0	0	0	0	0	0
2023-10-25 16:00:00	0	0	0	0	0	0	0	0	0	0	0	0	0	0	0	0	0	0	0	0	0
2023-10-25 16:15:00	0	0	0	0	0	0	0	0	0	0	0	0	0	0	0	0	0	0	0	0	0
2023-10-25 16:30:00	0	0	0	0	0	0	0	0	0	0	0	0	0	0	0	0	0	0	0	0	0
2023-10-25 16:45:00	0	0	0	0	0	0	0	0	0	0	0	0	0	0	0	0	0	0	0	0	0
2023-10-25 17:00:00	0	0	0	0	0	0	0	0	0	0	0	0	0	0	0	0	0	0	0	0	0
2023-10-25 17:15:00	0	0	0	0	0	0	0	0	0	0	0	0	0	0	0	0	0	0	0	0	0
2023-10-25 17:30:00	0	0	0	0	0	0	0	0	0	0	0	0	0	0	0	0	0	0	0	0	0
2023-10-25 17:45:00	0	0	0	0	0	0	0	0	0	0	0	0	0	0	0	0	0	0	0	0	0
Total	0	0	0	0	0	0	0	0	0	0	0	0	0	0	0	1	0	0	0	0	0

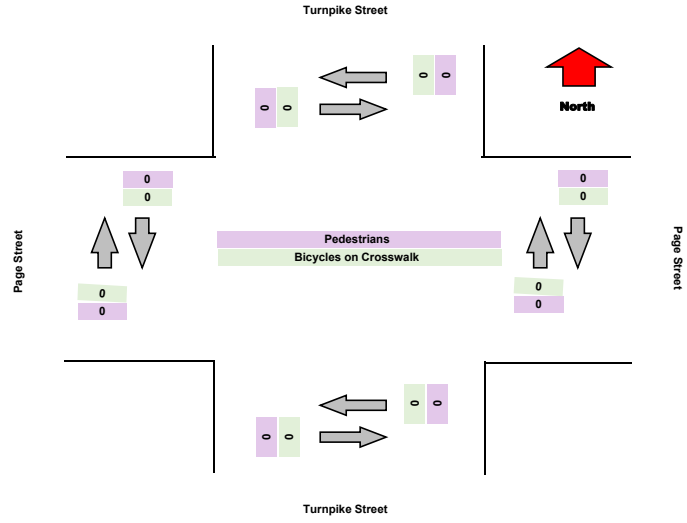
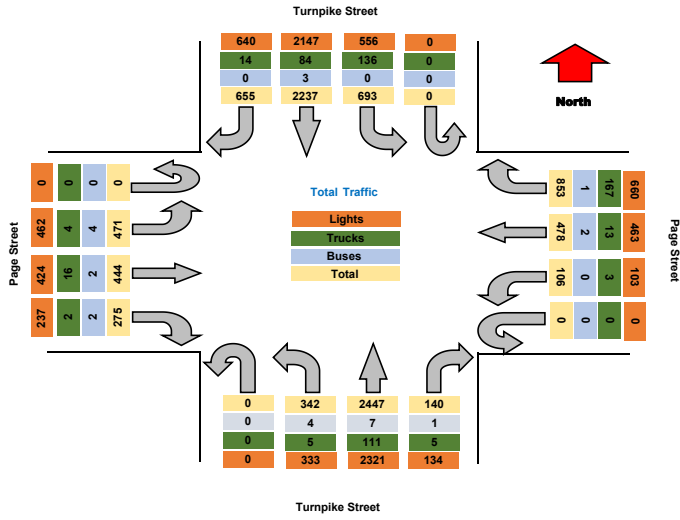
Total Volume Class Breakdown

Leg Direction Start Time	Tumpike Street Southbound				Page Street Westbound				Tumpike Street Northbound				Page Street Eastbound				Int Total												
	Right	Thru	Left	U-Turn	App Total	Peds CW	Peds CCW	Right	Thru	Left	U-Turn	App Total	Peds CW	Peds CCW	Right	Thru		Left	U-Turn	App Total	Peds CW	Peds CCW							
	2023-10-25 07:00:00	19	94	58	0	171	0	0	43	40	6	0	89	0	0	8		229	32	0	269	0	0	8	10	9	0	27	0
2023-10-25 07:15:00	26	150	39	0	175	0	0	50	51	5	0	106	0	0	2	217	43	0	262	0	0	13	8	14	0	35	0	0	578
2023-10-25 07:30:00	32	102	38	0	172	0	0	65	48	8	0	121	0	0	7	160	42	0	209	0	0	12	17	21	0	50	0	0	562
2023-10-25 07:45:00	39	128	49	0	216	0	0	52	47	5	0	104	0	0	4	176	19	0	199	0	0	15	12	34	0	61	0	0	580
2023-10-25 08:00:00	51	142	27	0	220	0	0	38	35	3	0	76	0	0	7	135	17	0	199	0	0	12	19	16	0	47	0	0	592
2023-10-25 08:15:00	81	105	40	0	226	0	0	42	52	5	0	99	0	0	12	150	22	0	184	0	0	16	10	17	0	43	0	0	562
2023-10-25 08:30:00	40	98	38	0	176	0	0	49	44	10	0	103	0	0	10	132	24	0	166	0	0	18	9	22	0	49	0	0	494
2023-10-25 08:45:00	36	103	50	0	189	0	0	50	40	7	0	97	0	0	9	144	19	0	172	0	0	13	9	25	0	47	0	0	595
2023-10-25 16:00:00	87	141	38	0	266	0	0	73	25	9	0	107	0	0	11	133	15	0	159	0	0	14	32	36	0	82	0	0	614
2023-10-25 16:15:00	80	178	50	0	308	0	0	50	14	17	0	81	0	0	8	116	18	0	142	0	0	16	52	47	0	115	0	0	646
2023-10-25 16:30:00	30	175	49	0	254	0	0	67	19	3	0	88	0	0	7	133	17	0	197	0	0	22	55	46	0	133	0	0	622
2023-10-25 16:45:00	20	175	49	0	244	0	0	58	7	2	0	87	0	0	7	127	14	0	178	0	0	20	42	41	0	112	0	0	601
2023-10-25 17:00:00	22	155	43	0	220	0	0	67	22	14	0	103	0	0	20	143	18	0	181	0	0	28	48	41	0	117	0	0	621
2023-10-25 17:15:00	27	199	31	0	257	0	0	55	7	5	0	87	0	0	6	125	15	0	176	0	0	24	51	36	0	111	0	0	611
2023-10-25 17:30:00	35	184	47	0	266	0	0	54	17	3	0	74	0	0	13	148	13	0	174	0	0	16	41	31	0	88	0	0	602
2023-10-25 17:45:00	30	148	47	0	225	0	0	40	11	4	0	55	0	0	9	119	14	0	142	0	0	19	29	35	0	83	0	0	595
Grand Total	655	2237	693	0	3585	0	0	653	476	306	0	1437	0	0	140	2447	342	0	2923	0	0	275	444	471	0	1190	0	0	5141
% Approach	18.3%	62.4%	19.3%	0.0%				59.4%	33.3%	7.4%	0.0%				4.8%	83.5%	11.7%	0.0%				23.1%	37.3%	39.6%	0.0%				
% Total	7.2%	24.5%	7.9%	0.0%	39.2%			9.3%	5.2%	1.2%	0.0%	15.7%			1.5%	28.8%	3.7%	0.0%	32.0%			3.0%	4.9%	5.2%	0.0%	13.8%			
Motorcycles	1	3	1	0	5			1	0	0	0	1			0	7	0	0	7			0	2	1	0	3			16
% Motorcycles	0.2%	0.1%	0.1%	0.0%	0.1%			0.1%	0.0%	0.0%	0.0%	0.1%			0.0%	0.3%	0.0%	0.0%	0.2%			0.0%	0.5%	0.2%	0.0%	0.3%			0.2%
Cars	640	2147	556	0	2343			660	463	303	0	1226			134	2321	333	0	2788			237	424	462	0	1123			8460
% Cars	97.7%	96.0%	80.2%	0.0%	93.2%			77.4%	96.9%	97.2%	0.0%	85.3%			95.7%	94.9%	97.4%	0.0%	95.2%			86.2%	95.5%	98.1%	0.0%	94.4%			92.8%
Single-Unit Trucks	13	71	105	0	189			122	12	2	0	136			3	97	5	0	105			2	16	4	0	22			452
% Single-Unit Trucks	2.0%	3.2%	15.2%	0.0%	5.3%			14.3%	2.5%	1.9%	0.0%	9.5%			2.1%	4.0%	1.5%	0.0%	3.6%			0.7%	3.6%	0.8%	0.0%	1.8%			4.9%
Articulated Trucks	1	13	31	0	45			45	1	1	0	47			2	14	0	0	16			0	0	0	0	0			9
% Articulated Trucks	0.2%	0.6%	4.5%	0.0%	1.3%			5.3%	0.2%	0.9%	0.0%	3.3%			1.4%	0.6%	0.0%	0.0%	0.5%			0.0%	0.0%	0.0%	0.0%	0.0%			1.2%
Buses	0	3	0	0	3			1	2	0	0	3			1	7	4	0	12			2	2	4	0	8			28
% Buses	0.0%	0.1%	0.0%	0.0%	0.1%			0.0%	0.4%	0.0%	0.0%	0.2%			0.7%	3.3%	1.2%	0.0%	0.4%			0.7%	0.5%	0.8%	0.0%	0.7%			0.3%
Bicycles on Road	0	0	0	0	0			0	0	0	0	0			0	1	0	0	1			0	0	0	0	0			1
% Bicycles on Road	0.0%	0.0%	0.0%	0.0%	0.0%			0.0%	0.0%	0.0%	0.0%	0.0%			0.0%	0.0%	0.0%	0.0%	0.0%			0.0%	0.0%	0.0%	0.0%	0.0%			0.0%
RTOR	0	0	0	0	0			24	0	0	0	24			0	0	0	0	0			34	0	0	0	34			58
% RTOR	0.0%	0.0%	0.0%	0.0%	0.0%			2.8%	0.0%	0.0%	0.0%	1.7%			0.0%	0.0%	0.0%	0.0%	0.0%			12.4%	0.0%	0.0%	0.0%	2.9%			0.6%
Pedestrians	0	0	0	0	0			0	0	0	0	0			0	0	0	0	0			0	0	0	0	0			0
% Pedestrians	0.0%	0.0%	0.0%	0.0%	0.0%			0.0%	0.0%	0.0%	0.0%	0.0%			0.0%	0.0%	0.0%	0.0%	0.0%			0.0%	0.0%	0.0%	0.0%	0.0%			0.0%
Bicycles on Crosswalk	0	0	0	0	0			0	0	0	0	0			0	0	0	0	0			0	0	0	0	0			0
% Bicycles on Crosswalk	0.0%	0.0%	0.0%	0.0%	0.0%			0.0%	0.0%	0.0%	0.0%	0.0%			0.0%	0.0%	0.0%	0.0%	0.0%			0.0%	0.0%	0.0%	0.0%	0.0%			0.0%

AM Peak Class Breakdown

Leg Direction	Turnpike Street Southbound					Page Street Westbound					Turnpike Street Northbound					Page Street Eastbound					Int Total									
	Right	Thru	Left	U-Turn	App Total	Peds CW	Peds CCW	Right	Thru	Left	U-Turn	App Total	Peds CW	Peds CCW	Right	Thru	Left	U-Turn	App Total	Peds CW		Peds CCW								
Start Time	2023-10-26 07:00:00	19	94	58	0	171	0	0	43	49	5	0	97	0	0	8	229	32	0	239	0	0	8	10	9	0	27	0	0	556
	2023-10-26 07:15:00	26	110	39	0	175	0	0	50	51	5	0	106	0	0	2	217	43	0	262	0	0	13	8	14	0	35	0	0	578
	2023-10-26 07:30:00	32	102	38	0	172	0	0	65	48	8	0	121	0	0	7	160	42	0	209	0	0	12	17	21	0	60	0	0	632
	2023-10-26 07:45:00	39	128	49	0	216	0	0	82	47	5	0	134	0	0	4	178	19	0	199	0	0	15	13	34	0	61	0	0	680
Grand Total		116	434	184	0	374	0	0	270	188	24	0	420	0	0	21	752	130	0	882	0	0	48	47	76	0	173	0	0	2289
% Approach		15.8%	59.1%	25.1%	0.0%	32.4%			50.0%	44.3%	5.7%	0.0%	18.8%			2.2%	83.3%	14.6%	0.0%	41.4%			27.7%	27.2%	45.1%	0.0%	7.4%			0.977
% Total		5.1%	19.2%	8.1%	0.0%	12.4%			9.3%	8.2%	1.1%	0.0%	18.8%			0.9%	34.5%	6.6%	0.0%	41.4%			2.1%	2.1%	3.4%	0.0%	7.4%			0.977
PF#		0.744	0.848	0.793	0.000	0.859			0.808	0.812	0.750	0.000	0.868			0.858	0.854	0.791	0.000	0.873			0.800	0.891	0.874	0.000	0.709			0.977
Motorcycles		1	0	1	0	2			0	0	0	0	0			0	0	0	0	0			0	0	0	0	0	0	0	2
% Motorcycles		0.9%	0.0%	0.5%	0.0%	0.3%			0.0%	0.0%	0.0%	0.0%	0.0%			0.0%	0.0%	0.0%	0.0%	0.0%			0.0%	0.0%	0.0%	0.0%	0.0%	0.0%	0.0%	0.1%
Cars		114	406	148	0	668			135	176	22	0	333			19	717	129	0	845			35	44	76	0	155			2021
% Cars		98.3%	93.5%	80.4%	0.0%	91.8%			64.3%	94.6%	91.7%	0.0%	79.3%			90.6%	91.7%	94.9%	0.0%	92.1%			72.9%	93.6%	97.4%	0.0%	88.8%			88.2%
Single-Unit Trucks		1	23	26	0	50			26	9	1	0	36			2	34	5	0	41			1	2	0	0	3			100
% Single-Unit Trucks		0.9%	5.3%	14.1%	0.0%	6.8%			26.7%	4.8%	4.2%	0.0%	15.3%			6.9%	3.7%	0.0%	0.0%	6.8%			2.1%	4.3%	0.0%	0.0%	1.3%			7.9%
Articulated Trucks		0	4	0	0	4			17	0	1	0	18			0	9	0	0	9			0	0	0	0	0			6
% Articulated Trucks		0.0%	0.9%	4.9%	0.0%	1.3%			8.1%	0.0%	0.0%	0.0%	4.3%			0.0%	0.9%	0.0%	0.0%	0.7%			0.0%	0.0%	0.0%	0.0%	0.0%			0.2%
Buses		0	0	0	0	0			0	0	0	0	0			0	0	2	0	2			1	0	2	0	0			4
% Buses		0.0%	0.0%	0.0%	0.0%	0.1%			0.0%	0.5%	0.0%	0.0%	0.2%			0.0%	1.5%	0.0%	0.0%	0.8%			2.1%	2.1%	2.6%	0.0%	2.3%			0.5%
Bicycles on Road		0	0	0	0	0			0	0	0	0	0			0	1	0	0	1			0	0	0	0	0			1
% Bicycles on Road		0.0%	0.0%	0.0%	0.0%	0.0%			0.0%	0.0%	0.0%	0.0%	0.0%			0.0%	0.1%	0.0%	0.0%	0.1%			0.0%	0.0%	0.0%	0.0%	0.0%			0.0%
RTOR		0	0	0	0	0			2	0	0	0	2			0	0	0	0	0			0	0	0	0	0			13
% RTOR		0.0%	0.0%	0.0%	0.0%	0.0%			1.0%	0.0%	0.0%	0.0%	0.5%			0.0%	0.0%	0.0%	0.0%	0.0%			0.0%	0.0%	0.0%	0.0%	0.0%			0.6%
Pedestrians		0	0	0	0	0			0	0	0	0	0			0	0	0	0	0			0	0	0	0	0			0
% Pedestrians		0.0%	0.0%	0.0%	0.0%	0.0%			0.0%	0.0%	0.0%	0.0%	0.0%			0.0%	0.0%	0.0%	0.0%	0.0%			0.0%	0.0%	0.0%	0.0%	0.0%			0.0%
Bicycles on Crosswalk		0	0	0	0	0			0	0	0	0	0			0	0	0	0	0			0	0	0	0	0			0
% Bicycles on Crosswalk		0.0%	0.0%	0.0%	0.0%	0.0%			0.0%	0.0%	0.0%	0.0%	0.0%			0.0%	0.0%	0.0%	0.0%	0.0%			0.0%	0.0%	0.0%	0.0%	0.0%			0.0%

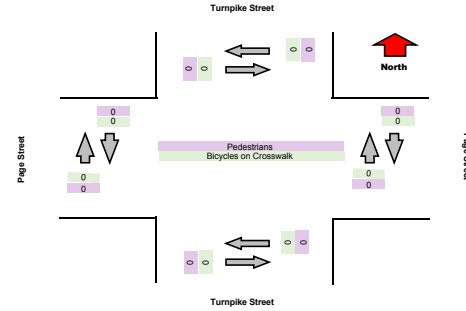
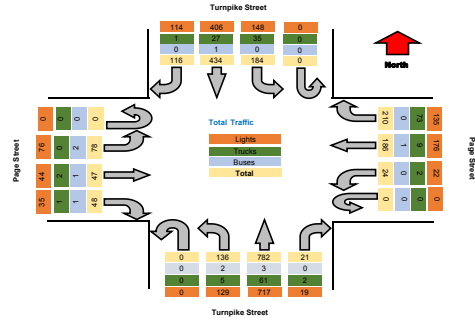
Turning Movement Data Plot



Turning Movement Peak Hour Data (AM)

7:00:00 AM

Leg Direction	Turnpike Street Southbound					Page Street Westbound					Turnpike Street Northbound					Page Street Eastbound					Total								
	Right	Thru	Left	U-Turn	App Total	Peds CW	Peds CCW	Right	Thru	Left	U-Turn	App Total	Peds CW	Peds CCW	Right	Thru	Left	U-Turn	App Total	Peds CW		Peds CCW							
7:00:00 AM	19	94	58	0	171	0	0	43	40	6	0	89	0	0	8	229	32	0	269	0	0	8	10	9	0	27	0	0	556
7:15:00 AM	26	110	39	0	175	0	0	50	51	5	0	106	0	0	2	217	43	0	262	0	0	13	8	14	0	35	0	0	575
7:30:00 AM	32	102	38	0	172	0	0	65	48	8	0	121	0	0	7	160	42	0	209	0	0	12	17	21	0	50	0	0	552
7:45:00 AM	39	128	49	0	216	0	0	52	47	5	0	104	0	0	4	176	19	0	199	0	0	15	12	34	0	61	0	0	580
Grand Total	116	434	184	0	734	0	0	210	186	24	0	420	0	0	21	782	136	0	939	0	0	48	47	78	0	173	0	0	2266
% Approach	15.8%	59.1%	25.1%	0.0%	0.0%	0.0%	0.0%	50.0%	44.3%	5.7%	0.0%	0.0%	0.0%	0.0%	2.2%	83.3%	14.5%	0.0%	0.0%	0.0%	0.0%	27.7%	27.2%	45.1%	0.0%	0.0%	0.0%	0.0%	0.0%
% Total	5.1%	19.2%	8.1%	0.0%	32.4%	0.0%	0.0%	9.3%	8.2%	1.1%	0.0%	18.5%	0.0%	0.0%	0.9%	34.5%	6.0%	0.0%	41.4%	0.0%	0.0%	2.1%	2.1%	3.4%	0.0%	7.6%	0.0%	0.0%	0.0%
PHF	0.744	0.848	0.793	0.000	0.850	0.000	0.000	0.808	0.912	0.750	0.000	0.888	0.000	0.000	0.696	0.854	0.791	0.000	0.873	0.000	0.000	0.800	0.691	0.574	0.000	0.709	0.000	0.000	0.977
Lights	114	406	148	0	668	0	0	135	176	22	0	333	0	0	19	717	129	0	865	0	0	35	44	76	0	155	0	0	2021
% Lights	98.3%	93.5%	80.4%	0.0%	91.0%	0.0%	0.0%	64.3%	94.6%	91.7%	0.0%	79.3%	0.0%	0.0%	90.5%	91.7%	94.9%	0.0%	92.1%	0.0%	0.0%	72.9%	93.6%	97.4%	0.0%	89.6%	0.0%	0.0%	89.2%
Trucks	1	27	35	0	63	0	0	73	9	2	0	84	0	0	2	61	5	0	68	0	0	1	2	0	0	3	0	0	218
% Trucks	0.9%	6.2%	19.0%	0.0%	8.6%	0.0%	0.0%	34.8%	4.8%	8.3%	0.0%	20.0%	0.0%	0.0%	9.5%	7.8%	3.7%	0.0%	7.2%	0.0%	0.0%	2.1%	4.3%	0.0%	0.0%	1.7%	0.0%	0.0%	9.6%
Buses	0	1	0	0	1	0	0	0	1	0	0	1	0	0	0	3	2	0	5	0	0	1	1	2	0	4	0	0	11
% Buses	0.0%	0.2%	0.0%	0.0%	0.1%	0.0%	0.0%	0.0%	0.5%	0.0%	0.0%	0.2%	0.0%	0.0%	0.0%	0.4%	1.5%	0.0%	0.5%	0.0%	0.0%	2.1%	2.1%	2.6%	0.0%	2.3%	0.0%	0.0%	0.5%
Pedestrians	0	0	0	0	0	0	0	0	0	0	0	0	0	0	0	0	0	0	0	0	0	0	0	0	0	0	0	0	0
% Pedestrians	0.0%	0.0%	0.0%	0.0%	0.0%	0.0%	0.0%	0.0%	0.0%	0.0%	0.0%	0.0%	0.0%	0.0%	0.0%	0.0%	0.0%	0.0%	0.0%	0.0%	0.0%	0.0%	0.0%	0.0%	0.0%	0.0%	0.0%	0.0%	0.0%
Bicycles on Crosswalk	0	0	0	0	0	0	0	0	0	0	0	0	0	0	0	0	0	0	0	0	0	0	0	0	0	0	0	0	0
% Bicycles on Crosswalk	0.0%	0.0%	0.0%	0.0%	0.0%	0.0%	0.0%	0.0%	0.0%	0.0%	0.0%	0.0%	0.0%	0.0%	0.0%	0.0%	0.0%	0.0%	0.0%	0.0%	0.0%	0.0%	0.0%	0.0%	0.0%	0.0%	0.0%	0.0%	0.0%



Turning Movement Peak Hour Data (PM)

4:15:00 PM

Leg Direction	Turnpike Street Southbound								Page Street Westbound								Turnpike Street Northbound								Page Street Eastbound								Total
	Right	Thru	Left	U-Turn	App Total	Peds CW	Peds CCW		Right	Thru	Left	U-Turn	App Total	Peds CW	Peds CCW		Right	Thru	Left	U-Turn	App Total	Peds CW	Peds CCW		Right	Thru	Left	U-Turn	App Total	Peds CW	Peds CCW		
4:15:00 PM	80	178	50	0	308	0	0		50	14	17	0	81	0	0		8	116	18	0	142	0	0		16	52	47	0	115	0	0		646
4:30:00 PM	30	175	49	0	254	0	0		67	18	3	0	88	0	0		7	133	17	0	157	0	0		22	55	46	0	123	0	0		622
4:45:00 PM	20	175	49	0	244	0	0		58	7	2	0	67	0	0		7	157	14	0	178	0	0		29	42	41	0	112	0	0		601
5:00:00 PM	22	155	43	0	220	0	0		67	22	14	0	103	0	0		20	143	18	0	181	0	0		28	48	41	0	117	0	0		621
Grand Total	152	683	191	0	1026	0	0		242	61	36	0	339	0	0		42	549	67	0	658	0	0		95	197	175	0	467	0	0		2490
% Approach	14.8%	66.6%	18.6%	0.0%	0.0%	0.0%	0.0%		71.4%	18.0%	10.6%	0.0%	0.0%	0.0%	0.0%		6.4%	83.4%	10.2%	0.0%	0.0%	0.0%	0.0%		20.3%	42.2%	37.5%	0.0%	0.0%	0.0%	0.0%		
% Total	6.1%	27.4%	7.7%	0.0%	41.2%	0.0%	0.0%		9.7%	2.4%	1.4%	0.0%	13.6%	0.0%	0.0%		1.7%	22.0%	2.7%	0.0%	26.4%	0.0%	0.0%		3.8%	7.9%	7.0%	0.0%	18.8%	0.0%	0.0%		
PHF	0.475	0.959	0.955	0.000	0.833	0.000	0.000		0.903	0.693	0.529	0.000	0.823	0.000	0.000		0.525	0.874	0.931	0.000	0.909	0.000	0.000		0.819	0.895	0.931	0.000	0.949	0.000	0.000		0.964
Lights	148	659	151	0	958	0	0		219	61	36	0	316	0	0		41	530	68	0	637	0	0		83	188	172	0	443	0	0		2354
% Lights	97.4%	96.5%	79.1%	0.0%	93.4%	0.0%	0.0%		90.5%	100.0%	100.0%	0.0%	93.2%	0.0%	0.0%		97.6%	96.5%	98.5%	0.0%	96.8%	0.0%	0.0%		87.4%	95.4%	98.3%	0.0%	94.9%	0.0%	0.0%		94.5%
Trucks	4	22	40	0	66	0	0		15	0	0	0	15	0	0		1	14	0	0	15	0	0		0	8	3	0	11	0	0		107
% Trucks	2.6%	3.2%	20.9%	0.0%	6.4%	0.0%	0.0%		6.2%	0.0%	0.0%	0.0%	4.4%	0.0%	0.0%		2.4%	2.6%	0.0%	0.0%	2.3%	0.0%	0.0%		0.0%	4.1%	1.7%	0.0%	2.4%	0.0%	0.0%		4.3%
Buses	0	0	0	0	0	0	0		0	0	0	0	0	0	0		0	0	1	0	1	0	0		1	0	0	0	1	0	0		2
% Buses	0.0%	0.0%	0.0%	0.0%	0.0%	0.0%	0.0%		0.0%	0.0%	0.0%	0.0%	0.0%	0.0%	0.0%		0.0%	0.0%	1.5%	0.0%	0.2%	0.0%	0.0%		1.1%	0.0%	0.0%	0.0%	0.2%	0.0%	0.0%		0.1%
Pedestrians	0	0	0	0	0	0	0		0	0	0	0	0	0	0		0	0	0	0	0	0	0		0	0	0	0	0	0	0		0
% Pedestrians	0.0%	0.0%	0.0%	0.0%	0.0%	0.0%	0.0%		0.0%	0.0%	0.0%	0.0%	0.0%	0.0%	0.0%		0.0%	0.0%	0.0%	0.0%	0.0%	0.0%	0.0%		0.0%	0.0%	0.0%	0.0%	0.0%	0.0%	0.0%		0.0%
Bicycles on Crosswalk	0	0	0	0	0	0	0		0	0	0	0	0	0	0		0	0	0	0	0	0	0		0	0	0	0	0	0	0		0
% Bicycles on Crosswalk	0.0%	0.0%	0.0%	0.0%	0.0%	0.0%	0.0%		0.0%	0.0%	0.0%	0.0%	0.0%	0.0%	0.0%		0.0%	0.0%	0.0%	0.0%	0.0%	0.0%	0.0%		0.0%	0.0%	0.0%	0.0%	0.0%	0.0%	0.0%		0.0%

