

OLD COLONY METROPOLITAN PLANNING ORGANIZATION (MPO)

FFY 2024-2028 OLD COLONY TRANSPORTATION IMPROVEMENT PROGRAM (TIP)

ENDORSED BY THE OLD COLONY MPO ON MAY 21, 2024

- AS AMENDED NOVEMBER 21, 2023
- AS ADJUSTED NOVEMBER 21, 2023
- AS AMENDED FEBRUARY 20, 2024
- AS ADJUSTED MARCH 19, 2024
- AS AMENDED MAY 21, 2024

PREPARED IN COOPERATION WITH:

- BROCKTON AREA TRANSIT AUTHORITY (BAT)
- FEDERAL HIGHWAY ADMINISTRATION (FHWA)
- FEDERAL TRANSIT ADMINISTRATION (FTA)
- MASSACHUSETTS DEPARTMENT OF TRANSPORTATION (MASSDOT)
- OLD COLONY PLANNING COUNCIL (OCPC)

**PREPARED BY:
OLD COLONY PLANNING COUNCIL
70 SCHOOL STREET
BROCKTON, MASSACHUSETTS
UNDER MASSDOT CONTRACT 118969**

TABLE OF CONTENTS

1. INTRODUCTION	1
1.1 DEVELOPMENT OF THE TRANSPORTATION IMPROVEMENT PROGRAM (TIP)	1
1.2 BIL, NATIONAL PLANNING FACTORS, AND PERFORMANCE BASED PLANNING	2
1.3 TRANSPORTATION FUNDING PROGRAMS	11
1.4 PUBLIC PARTICIPATION, COORDINATION, AND COORDINATION	13
2. HIGHWAY AND BRIDGE PROJECT LISTING BY COMMUNITY	20
2.1 PRIORITIZATION AND TRANSPORTATION EVALUATION CRITERIA (TEC)	20
2.2 UNIVERSE OF PROJECTS, AND GEOGRAPHIC DISTRIBUTION OF PROJECTS	22
3. TIP FEDERAL REQUIREMENTS AND PROJECT LISTS	25
3.1 ENDORSEMENT OF THE FEDERAL TIP AND AIR QUALITY AND SELF CERTIFICATION COMPLIANCE STATEMENTS ON 3C PROCESS AND GLOBAL WARMING SOLUTIONS ACT	25
3.2 PROCEDURES FOR AMENDMENTS AND ADMINISTRATIVE MODIFICATIONS	25
3.3 FINANCIAL SUMMARY, TARGETS, AND FISCAL CONSTRAINT ANALYSIS	26
3.4 SUMMARY OF REGIONAL FUNDING CATEGORIES	28
3.5 TIP PROJECT LISTS BY YEAR	
FFY 2024 HIGHWAY AND BRIDGE ELEMENT	29
FFY 2025 HIGHWAY AND BRIDGE ELEMENT	30
FFY 2026 HIGHWAY AND BRIDGE ELEMENT	31
FFY 2027 HIGHWAY AND BRIDGE ELEMENT	32
FFY 2028 HIGHWAY AND BRIDGE ELEMENT	33
FFY 2024 TRANSIT ELEMENT	34
FFY 2025 TRANSIT ELEMENT	35
FFY 2026 TRANSIT ELEMENT	36
FFY 2027 TRANSIT ELEMENT	37
FFY 2028 TRANSIT ELEMENT	38
3.6 AIR QUALITY CONFORMITY DETERMINATION	39
APPENDICES	
A. FFY 2024-2028 OLD COLONY TIP ENDORSEMENT	
B. §450.336 - SELF CERTIFICATION COMPLIANCE STATEMENT - 3C PROCESS	
C. SELF-CERTIFICATION COMPLIANCE STATEMENT - 310 CMR 60.05: GLOBAL WARMING SOLUTIONS ACT REQUIREMENTS FOR THE TRANSPORTATION SECTOR AND MASSDOT	
D. GLOSSARY OF TERMS AND ACRONYMS	
E. SYSTEM LEVEL ESTIMATE OF NEEDS AND COST FOR MAINTAINING AND OPERATING THE HIGHWAY SYSTEM	
F. OPERATIONS AND MAINTENANCE EXPENDITURES	
G. FEDERAL REGIONAL FUNDING TARGETS AND STATEWIDE SUMMARIES	
H. TRANSPORTATION EVALUATION CRITERIA (TEC) FORMS	
I. FFY 2021 ANNUAL LISTING OF OBLIGATED (ADVERTISED) PROJECTS	
J. COMPLETED HIGHWAY AND TRANSIT PROJECTS (2015 TO PRESENT; GREENHOUSE GAS (GHG) EMISSIONS ANALYSIS)	
K. FFY 2024-2028 GREENHOUSE GAS (GHG) EMISSIONS ANALYSIS	
L. FFY 2024-2028 GATRA TRANSIT ELEMENT	
M. TWENTY-ONE (21) DAY PUBLIC REVIEW - NOTICE OF AVAILABILITY AND PUBLIC COMMENTS	
N. TIP PROJECT REVISION AND DEFINITION PROCEDURES, AND APPROVED ADJUSTMENTS, ADMINISTRATIVE MODIFICATIONS, AND AMENDMENTS	

The Old Colony Transportation Improvement Program (TIP) was prepared by the following:

Old Colony Metropolitan Planning Organization (MPO) Members:

- Gina Fiandaca, MPO Chair, Secretary and Chief Executive Officer, Massachusetts Department of Transportation (MassDOT)
- Michael Lambert, MPO Vice-Chair, Administrator, Brockton Area Regional Transit Authority
- The Honorable Robert Sullivan, Mayor, City of Brockton
- Betty Cavacco., Chair, Select Board, Plymouth
- Anthony Kinahan, Chair, Board of Selectmen, West Bridgewater (Representing communities with populations less than 15,000 persons)
- Daniel Salvucci, Vice Chair, Board of Selectmen, Whitman (Representing communities with populations more than 15,000 persons)
- Rebecca Coletta, Acting President, Old Colony Planning Council
- Jonathan Gulliver, Administrator, MassDOT Highway Division

MPO Ex-Officio Members (Non-Voting):

- Noreen O'Toole, Chair, Joint Transportation Committee
- Daniel Salvucci, Vice-Chair, Joint Transportation Committee
- Joi Singh, Federal Highway Administration
- Peter Butler, Federal Transit Administration

Old Colony TIP Staff Contacts:

- Charles Kilmer, AICP
- William McNulty, PTP

DISCLAIMER

The preparation of this report has been financed in part through grant[s] from the Federal Highway Administration and Federal Transit Administration, U.S. Department of Transportation, under the State Planning and Research Program, Section 505 [or Metropolitan Planning Program, Section 104(f)] of Title 23, U.S. Code. The views and opinions of the Old Colony Planning Council expressed herein do not necessarily state or reflect those of the U. S. Department of Transportation.

701 CMR 7.00 USE OF ROAD FLAGGERS AND POLICE DETAILS ON PUBLIC WORKS PROJECTS/ 701 CMR

7.00 (the Regulation) was promulgated and became law on October 3, 2008. Under this Regulation, the CMR is applicable to any Public works Project that is performed within the limits of, or that impact traffic on, any Public Road. The Municipal Limitation referenced in this Regulation is applicable only to projects where the Municipality is the Awarding Authority. For all projects contained in the TIP, the Commonwealth is the Awarding Authority. Therefore, all projects must be considered and implemented in accordance with 701 CMR 7.00, and the Road Flagger and Police Detail Guidelines. By placing a project on the TIP, the Municipality acknowledges that 701 CMR 7.00 is applicable to its project and design and construction will be fully compliant with this Regulation. This information and additional information relative to guidance and implementation of the Regulation can be found at the following link on the MassDOT Highway Division website: <https://www.mass.gov/road-flaggers-and-police-detail>

NOTICE OF NONDISCRIMINATION RIGHTS AND PROTECTIONS TO BENEFICIARIES

Federal “Title VI/ Nondiscrimination” Protections

The Old Colony Metropolitan Planning Organization (MPO) operates its programs, services, and activities in compliance with federal nondiscrimination laws including Title VI of the Civil Rights Act of 1964 (Title VI), the Civil Rights Restoration Act of 1987, and related statutes and regulations. Title VI prohibits discrimination in federally assisted programs and requires that no person in the United States of America shall, on the grounds of **race, color, or national origin** (including **limited English proficiency**), be excluded from participation in, be denied the benefits of, or be otherwise subjected to discrimination under any program or activity receiving federal assistance. Related federal nondiscrimination laws administered by the Federal Highway Administration, the Federal Transit Administration, or both prohibit discrimination on the basis of **age, sex, and disability**. These protected categories are contemplated within the Old Colony MPO’s Title VI Programs consistent with federal interpretation and administration. Additionally, the Old Colony MPO provides meaningful access to its programs, services, and activities to individuals with limited English proficiency, in compliance with US Department of Transportation policy and guidance on federal Executive Order 13166.

State Nondiscrimination Protections

The Old Colony MPO also complies with the Massachusetts Public Accommodation Law, M.G.L. c 272 §§ 92a, 98, 98a, prohibiting making any distinction, discrimination, or restriction in admission to or treatment in a place of public accommodation based on **race, color, religious creed, national origin, sex, sexual orientation, disability, or ancestry**. Likewise, the Old Colony MPO complies with the Governor’s Executive Order 526, section 4 requiring all programs, activities, and services provided, performed, licensed, chartered, funded, regulated, or contracted for by the state shall be conducted without unlawful discrimination based on **race, color, age, gender, ethnicity, sexual orientation, gender identity or expression, religion, creed, ancestry, national origin, disability, veteran's status** (including Vietnam-era veterans), or **background**.

Additional Information

To request additional information regarding Title VI and related federal and state nondiscrimination obligations, please contact:

Old Colony Planning Council
Title VI/ Nondiscrimination Coordinator
Mary Waldron
70 School Street
Brockton, MA 02301
508-583-1833 Extension 202
mwaldron@ocpcrpa.org

Title VI Specialist
MassDOT, Office of Diversity and Civil Rights
10 Park Plaza
Boston, MA 02116
857-368-8580
TTY: 857-368-0603
MASSDOT.CivilRights@state.ma.us

Complaint Filing

To file a complaint alleging a violation of Title VI or related federal nondiscrimination law, contact the Title VI Specialist (above) within 300 days of the alleged discriminatory conduct.

To file a complaint alleging a violation of the state's Public Accommodation Law, contact the Massachusetts Commission Against Discrimination within 300 days of the alleged discriminatory conduct at:

Massachusetts Commission Against Discrimination (MCAD)
One Ashburton Place, 6th Floor
Boston, MA 02109
617-994-6000
TTY: 617-994-6196

Translation

English

If this information is needed in another language, please contact the MPO Title VI Coordinator at 508-583-1833.

Spanish

Si necesita esta información en otro idioma, por favor contacte al coordinador de MPO del Título VI al 508-583-1833.

Portuguese

Caso estas informações sejam necessárias em outro idioma, por favor, contate o Coordenador de Título VI da MPO pelo telefone 508-583-1833,

Chinese Simple

如果需要使用其它语言了解信息，请联系Old Colony大都会规划组织（MPO）《民权法案》第六章协调员，电话508- 583-1833。

Chinese Traditional

如果需要使用其他語言瞭解資訊，請聯繫Old Colony大都會規劃組織（MPO）《民權法案》第六章協調員，電話508- 583-1833。

Vietnamese

Nếu quý vị cần thông tin này bằng tiếng khác, vui lòng liên hệ Điều phối viên Luật VI của MPO theo số điện thoại 508- 583-1833,.

Haitian Creole

Si yon moun bezwen enfòmasyon sa a nan yon lòt lang, tanpri kontakte Koòdonatè a Title VI MPO nan 508-583-1833.

French Creole

Si yon moun vle genyen enfòmasyon sa yo nan yon lòt lang, tanpri kontakte Kowòdinatè MPO Title VI la nan nimewo 508-583-1833.

Russian

Если Вам необходима данная информация на любом другом языке, пожалуйста, свяжитесь с Координатором Титула VI в МРО по тел: 508-583-1833.

French

Si vous avez besoin d'obtenir une copie de la présente dans une autre langue, veuillez contacter le coordinateur du Titre VI de MPO en composant le 508-583-1833.

Italian

Se ha bisogno di ricevere queste informazioni in un'altra lingua si prega di contattare il coordinatore MPO del Titolo VI al 508- 583-1833

Mon-Khmer, Cambodian

ប្រសិនបើលោក-អ្នកត្រូវការបកប្រែពីភាសានេះ សូមទាក់ទងអ្នកសម្របសម្រួលជំពូកទី6 របស់ MPO តាមរយៈលេខទូរស័ព្ទ **508-583-1833** ។

Arabic

إذا كنت بحاجة إلى هذه المعلومات بلغة أخرى، يُرجى الاتصال بمنسق الفقرة السادسة لمنظمة التخطيط الحضري على الهاتف: 508- 583-1833 و ثم اضغط الأرقام.

Updated December 2019
Old Colony Planning Council

1. INTRODUCTION

The Old Colony Metropolitan Planning Organization (Old Colony MPO) is the regional governing body established by federal law to oversee regional transportation planning and recommend the distribution of transportation funds locally. This includes the responsibilities for conducting a “3C” planning process (continuous, cooperative, and comprehensive) for transportation planning in the 17 communities of the region for all modes of travel, including roadways and highways, public transportation, bicycles, pedestrians, connections to air, ferry, and railroads. The Old Colony MPO is responsible for endorsing several Federal certification documents that include the Long-Range Transportation Plan (LRTP), the Transportation Improvement Program (TIP), and the Unified Planning Work Program (UPWP).

The transportation planning area covered by the MPO includes the 17 communities of the Old Colony Region: Abington, Avon, Bridgewater, Brockton, Duxbury, East Bridgewater, Easton, Halifax, Hanover, Hanson, Kingston, Pembroke, Plymouth, Plympton, Stoughton, West Bridgewater, and Whitman, and the Brockton Area Transit Authority (BAT).

The Old Colony MPO consists of eleven (11) members. The following eight (8) members are voting members: MassDOT; MassDOT Highway Division; Brockton Area Transit Authority (BAT); Old Colony Planning Council (OCPC); City of Brockton; Town of Plymouth; A Community with a population greater than 14,000; and a community with a population less than 15,000. The following three (3) members: Old Colony Joint Transportation Committee (JTC) Chairperson, Federal Highway Administration (FHWA), and Federal Transit Administration (FTA) are ex-officio, non-voting members of the Old Colony MPO.

The Old Colony MPO has established a committee of professionals known as the Old Colony Joint Transportation Committee (JTC) to serve as the transportation advisory group to the MPO. The JTC Members consist of representatives of the seventeen communities of the Old Colony Region: Abington, Avon, Bridgewater, Brockton, Duxbury, East Bridgewater, Easton, Halifax, Hanover, Hanson, Kingston, Pembroke, Plymouth, Plympton, Stoughton, West Bridgewater, and, Whitman, Brockton Area Transit Authority, and MassDOT.

1.1 Development of the Transportation Improvement Program

The Old Colony MPO prepares the Transportation Improvement Program (TIP), which is a staging of transportation projects proposed for implementation during federal fiscal years 2024, 2025, 2026, 2027, and 2028. Projects listed in the TIP include those in the Long-Range Element and Short-Range Element of the Old Colony Long Range Transportation Plan (LRTP). The TIP describes the project, provides its projected costs and associated funding sources.

The Old Colony MPO collaborates cooperatively with the communities of the Old Colony Region, Brockton Area Transit (BAT), Massachusetts Department of Transportation (MassDOT) Office of Transportation Planning, Massachusetts Department of Transportation Rail & Transit Division, and Massachusetts Department of Transportation District 5. Projects are selected from the previous TIP, from proposals made by local officials, by members of the Old Colony Joint Transportation Committee (JTC), the Massachusetts Department of Transportation, Brockton Area Transit Authority, and/or the MPO staff itself based on the Long-Range Transportation Plan. Information and data concerning current projects are obtained from MassDOT, Brockton Area Transit Authority, and/or the community responsible for the design of the project. An annual solicitation for projects commences typically in January.

During TIP development, current and proposed projects are evaluated using Transportation Evaluation Criteria (TEC), and recommended to the Old Colony MPO for consideration and determination of a Preferred Set of Projects. Projects are evaluated using the Transportation Evaluation Criteria of Condition, Mobility, Safety and Security, Community Effects and Support, Land Use and Economic Development, and Environmental Effects. The MPO staff uses the Transportation Evaluation Criteria results, as well as readiness information, available funding, and other pertinent information to develop a Draft TIP. The Old Colony MPO releases the Draft TIP for a 21-Day Public Review and Comment Period. Following the 21-Day Public Review and Comment Period, the Old Colony MPO considers the comments received, and then endorses the TIP if there are no significant changes.

1.2 Bipartisan Infrastructure Law (BIL), National Planning Factors, and Performance Based Planning

The Bipartisan Infrastructure Law (BIL) requires MPOs to implement a continuing, cooperative, and comprehensive performance-based multimodal transportation planning process. To meet this requirement, the Old Colony MPO develops the Long Range Transportation Plan and Transportation Improvement Program that facilitate the safe and efficient movement of safe and efficient management, operation, and development of surface transportation systems that will serve the mobility needs of people and freight (including accessible pedestrian walkways, bicycle transportation facilities, and intermodal facilities that support intercity transportation, including intercity bus facilities and commuter van pool providers) and that fosters economic growth and development within and between States and urbanized areas, and take into consideration resiliency needs while minimizing transportation-related fuel consumption and air pollution in all areas of the region.

The BIL continues to emphasize performance-based planning as an integral part of the metropolitan planning process: states are to develop performance goals, guided by the national goals, and then MPOs will work with state departments of transportation to develop MPO performance measures and targets, or adopt the statewide performance measures and targets. The TIP integrates MassDOT's and the MPO's performance measures and link transportation-investment decisions to progress toward achieving performance targets. The MPOs, MassDOT, and providers of public transportation jointly agree and have developed specific written provisions for cooperatively developing and sharing information related to transportation performance data, the selection of performance targets, the reporting of performance targets, the reporting of performance to be used in tracking progress towards attainment of critical outcomes for the MPO regions and the collection of data for the MassDOT Asset Management Plan.

One desired outcome of performance-based planning is constant quality improvement in project selection and delivery with respect to meeting national goals. If a particular project did not help the plan meet its stated goals, or was more effective than originally thought, that information can inform future decision-making. Done properly, performance-based planning not only improves project selection and prioritization, it also can make a compelling case for the Old Colony MPO's LRTP and why the communities and providers of public transit are invested in its outcome.

The Old Colony MPO develops the TIP with consideration of additional planning activities within the metropolitan area and utilizes a process that provides for the design and delivery of transportation services within the metropolitan planning area. During the development of the LRTP, region specific targets were developed through meetings of a sub-committee and then presented and reviewed by the Old Colony JTC and Old Colony MPO.

The TIP is designed such that once implemented, it makes progress toward achieving the performance

targets. Performance-based planning attempts to make the transportation investment decision-making process both informed and accountable. Projects and services implemented through the TIP will help to achieve the performance targets for Safety (PM1), Bridge and Pavement Condition (PM2), System Performance Measures (PM3), Transit Asset Management (TAM) State of Good Repair (SGR), and Public Transit Agency Safety Plan (PTASP).

Safety Performance Measures and Targets (PM1)

The Old Colony MPO has chosen to adopt the statewide safety performance measure targets set by MassDOT for Calendar Year (CY) 2023. In setting these targets, MassDOT has followed FHWA guidelines by using statewide crash data and Highway Performance Monitoring System (HPMS) data for vehicle miles traveled (VMT) in order to calculate 5 year, rolling average trend lines for all FHWA-defined safety measures.

Due to higher rates of speeding caused by decreased vehicle miles traveled (VMT) amid pandemic shutdowns in 2020 and the lingering impacts in 2021, 2020 and 2021 fatalities and serious injuries increased relative to previous years. This increase means MassDOT was unable to use a pure trendline approach to set CY2023 targets that “demonstrate constant or improved performance” as required by the Infrastructure Investment and Jobs Act (IIJA). Rather than adopt a target that depicts an increase in the trend line, MassDOT developed targets by projecting 2022 and 2023 fatalities and serious injuries numbers based on a rate of change consistent with recent trends. This methodology was developed to project a future downward trend without the it being significantly influenced by the lingering impacts of the pandemic.

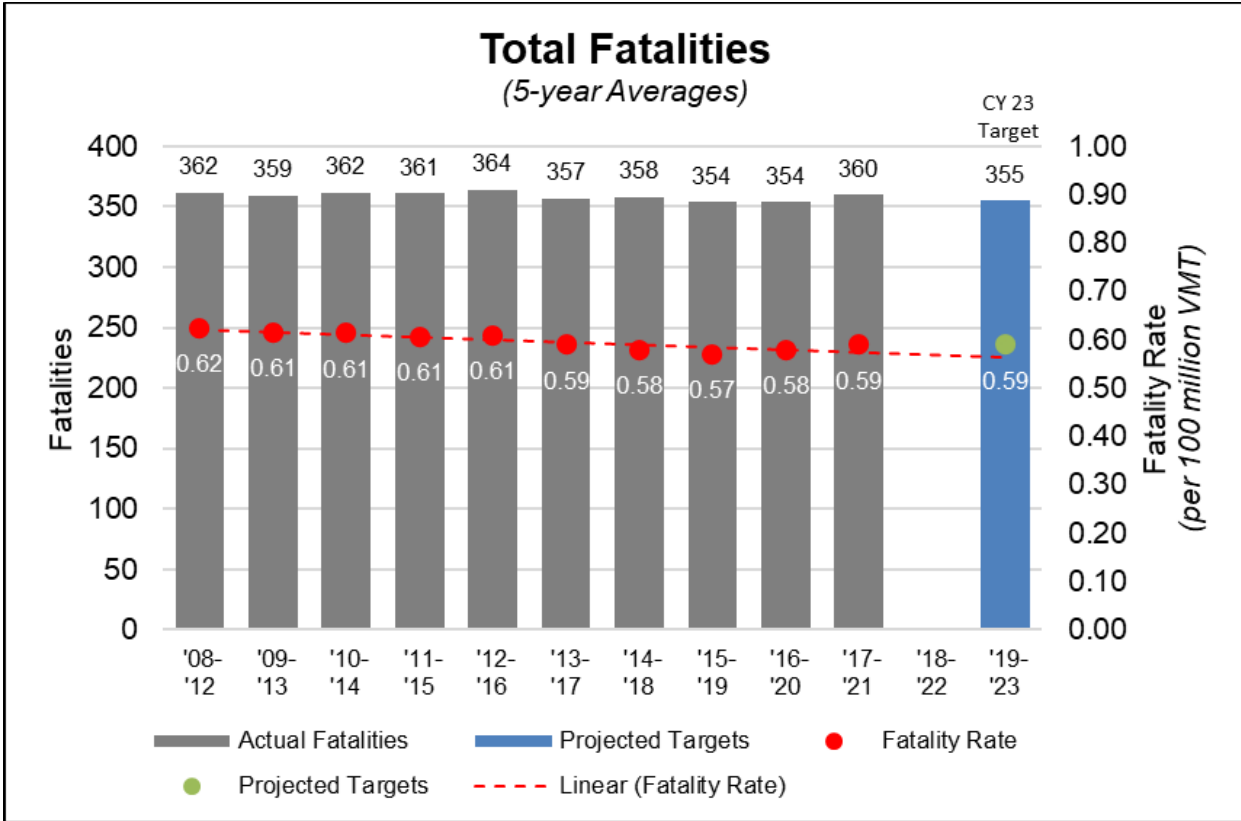
In recent years, MassDOT and the Old Colony MPO have invested in “complete streets,” bicycle and pedestrian infrastructure, intersection and safety improvements in both the Capital Investment Plan (CIP) and Statewide Transportation Improvement Program (STIP) to address increasing mode share and to incorporate safety mitigation elements into projects. Moving forward, the Old Colony MPO, alongside MassDOT, is actively seeking to improve data collection and methodology for bicycle and pedestrian VMT counts and to continue analyzing crash clusters and crash counts that include both motorized and non-motorized modes in order to address safety issues at these locations.

In all safety categories, MassDOT has established a long-term target of “Toward Zero Deaths” through MassDOT’s Performance Measures Tracker¹ and will be establishing safety targets for the MPO to consider for adoption each calendar year. While the MPO is not required by FHWA to report on annual safety performance targets, FHWA guidelines require MPOs to adopt MassDOT’s annual targets or to establish their own each year.

The safety measures MassDOT has established for CY 2023, and that the Old Colony MPO has adopted, are as follows:

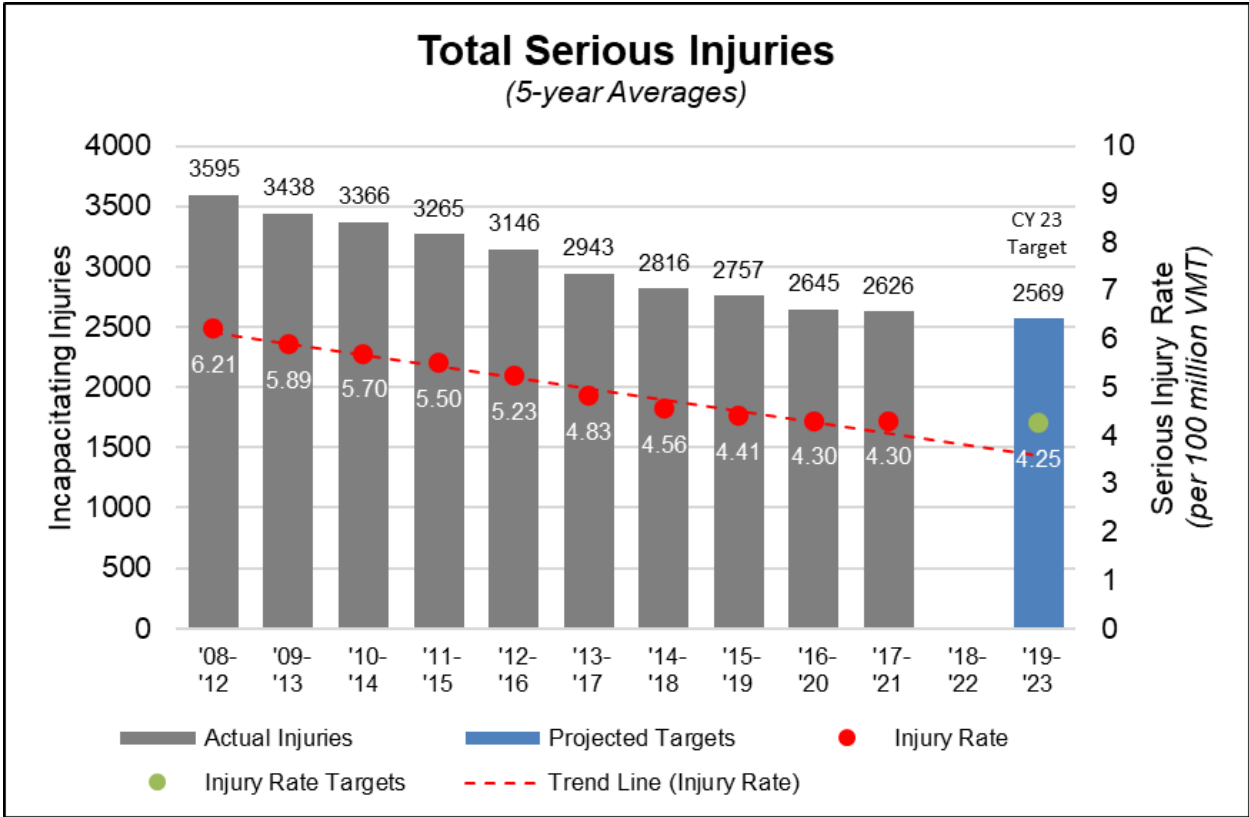
- 1) Fatalities: The target number of fatalities for years CY 2023 is 355, down from an average of 360 fatalities for the years 2017-2021 [See Figure X for Our MPO vs. statewide comparison of the trend for this performance measure]
- 2) Rate of Fatalities per 100 million VMT: The target fatality rate for years CY 2023 is 0.59, equivalent to the 0.59 average for years 2017-2021. [See Figure X for Our MPO vs. statewide comparison of the trend for this performance measure]

¹ <https://www.mass.gov/lists/tracker-annual-performance-management-reports>

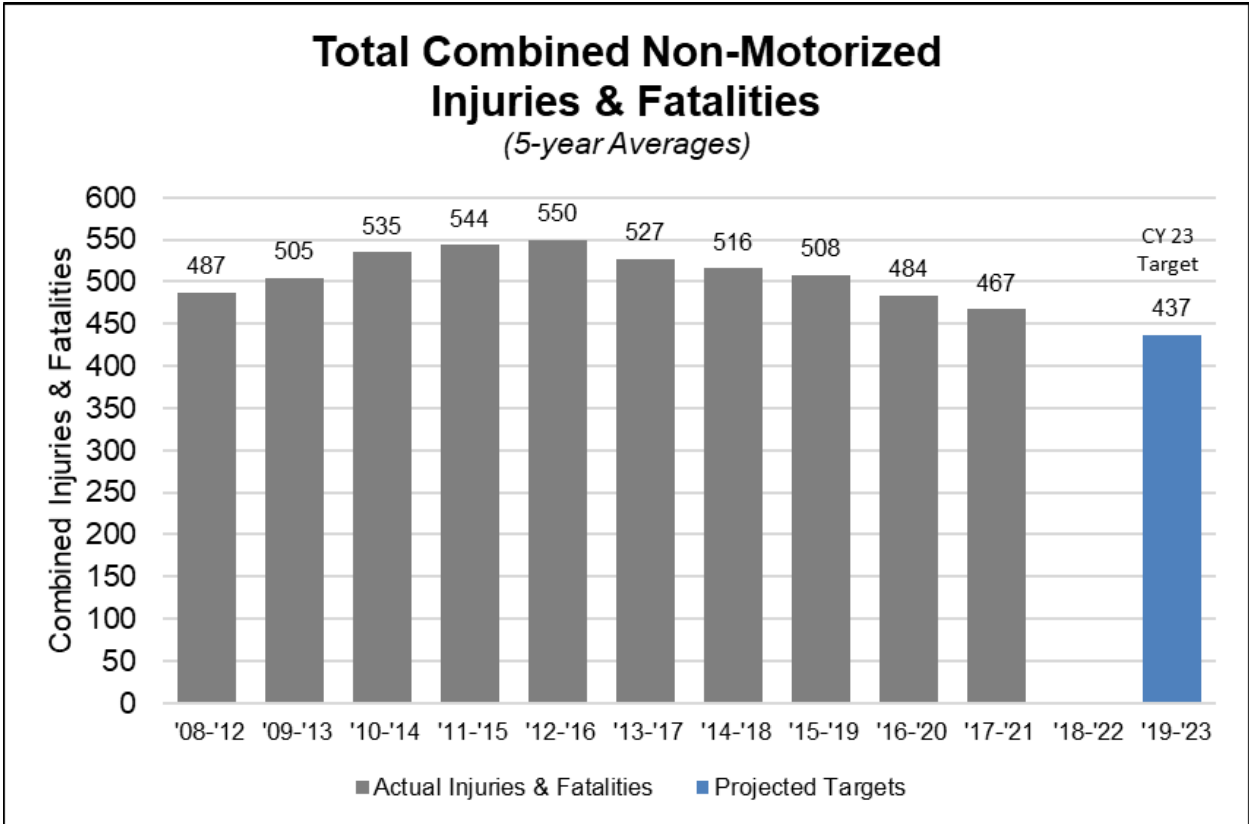


3) Serious Injuries: The target number of incapacitating injuries for CY 2023 is 2,569, down from the average of 2,626 for years 2017-2021 [See Figure X for Our MPO vs. statewide comparison of the trend for this performance measure]

4) Rate of Incapacitating Injuries per 100 million VMT: The incapacitating injury rate target for CY 2023 is 4.25 per year, down from the 4.30 average rate for years 2017-2021. [See Figure X for Our MPO vs. statewide comparison of the trend for this performance measure]



5) Total Number of Combined Incapacitating Injuries and Fatalities for Non-Motorized Modes: The CY 2023 target number of fatalities and incapacitating injuries for non-motorists is 437 per year, down from an average of 467 for years 2017-2021 [See Figure X for Our MPO vs. statewide comparison of the trend for this performance measure]



System Preservation Performance (PM2)

The Old Colony MPO has chosen to adopt the 2-year (2024) and 4-year (2026) statewide bridge and pavement performance measure targets set by MassDOT. MassDOT was required to adopt a statewide target by December 16th, 2022. In setting these targets, MassDOT has followed FHWA guidelines by measuring bridges and pavement condition using the 9-point National Bridge Inventory Standards (NBIS); the International Roughness Index (IRI); the presence of pavement rutting; and the presence of pavement cracking. 2-year and 4-year targets were set for six individual performance measures: percent of bridges in good condition; percent of bridges in poor condition; percent of Interstate pavement in good condition; percent of Interstate pavement in poor condition; percent of non-Interstate pavement in good condition; and percent of non-Interstate pavement in poor condition. All of the above performance measures are tracked in greater detail in MassDOT’s 2022 Transportation Asset Management Plan (TAMP).

Targets for bridge-related performance measures were determined by identifying which bridge projects are programmed and projecting at what rate bridge conditions deteriorate. The bridge-related performance measures measure the percentage of deck area, rather than the total number of bridges.

Performance targets for pavement-related performance measures were based on a single year of data collection, and thus were set to remain steady under the guidance of FHWA. These measures are to be revisited at the 2-year mark (2024), once three years of data are available, for more informed target setting.

FFY 2024-2028 OLD COLONY TRANSPORTATION IMPROVEMENT PROGRAM (TIP)

MassDOT continues to measure pavement quality and to set statewide short-term and long-term targets in the MassDOT Performance Management Tracker using the Pavement Serviceability Index (PSI), which differs from IRI. These measures and targets are used in conjunction with federal measures to inform program sizing and project selection.

Performance Measure	Current (2021)	2-year target (2024)	4-year target (2026)
Bridges in good condition	16%	16%	16%
Bridges in poor condition	12.2%	12%	12%
Interstate Pavement in good condition	71.8%	70%	70%
Interstate Pavement in poor condition	0.0%	2%	2%
Non-Interstate Pavement in good condition		30%	30%
Non-Interstate Pavement in poor condition		5%	5%

System Performance Measures (Congestion, Reliability, and Emissions) (PM3)

The Old Colony MPO has chosen to adopt the 2-year (2024) and 4-year (2026) statewide reliability, congestion, and emissions performance measure targets set by MassDOT. MassDOT was required to adopt a statewide target by December 16, 2022, with MPOs either adopting the statewide target or establishing their own by June 2023.

MassDOT followed FHWA regulation in measuring Level of Travel Time Reliability (LOTTTR) on both the Interstate and non-Interstate NHS as well as Truck Travel Time Reliability (TTTR) on the Interstate system using the National Performance Management Research Dataset (NPMRDS) provided by FHWA. These performance measures aim to identify the predictability of travel times on the roadway network by comparing the average travel time along a given segment against longer travel times. For LOTTR, the performance of all segments of the Interstate and of the non-Interstate NHS are defined as either reliable or unreliable based on a comparison between the 50th percentile travel time and the 80th percentile travel time, and the proportion of reliable segments is reported. For TTTR, the ratio between the 50th percentile travel time and the 90th percentile travel time for trucks only along the Interstate system is reported as a statewide measure.

The Old Colony MPO is an agency whose planning area includes communities in the Boston Urbanized Area (UZA), and as a signatory to the 2018 Boston UZA Memorandum of Understanding (Boston UZA MOU)—has also adopted 2-year (2024) and 4-year (2026) Boston UZA-wide congestion performance measure targets. These performance measures are the percentage of non-single occupancy vehicle (SOV) travel and the Peak Hour Excessive Delay (PHED). Targets were developed in coordination with state Departments of Transportation and neighboring MPOs with planning responsibility for portions of the Boston UZA.

The percentage of non-SOV travel is approximated using the U.S. Census Bureau's American Community Survey (ACS) Journey-to-Work data. This metric is based on the percentage of people commuting to

FFY 2024-2028 OLD COLONY TRANSPORTATION IMPROVEMENT PROGRAM (TIP)

work using a mode other than a single occupancy vehicle. In the Boston UZA, the proportion of non-SOV travel has been steadily increasing and is projected to continue increasing at a rate of 1.4% annually.

PHED is measured by totaling the number of hours spent in excessive delay (defined as travel time at 20 miles per hour or at 60% of the posted speed limit, whichever is greater) in peak hours (between 6:00am and 10:00am, and between 3:00pm and 7:00pm) divided by the total UZA population. For this reporting period, targets are proposed considering the uncertainty of the trend post-pandemic and follow a trendline approach similar to TTR measures. In the Boston UZA, the 2024 target is set at a realistic 24, while the 2026 target of 22 is proposed to establish an improving target and one that is below pre-pandemic numbers.

Emissions reduction targets are measured as the sum total of all emissions reductions anticipated through CMAQ-funded projects in non-attainment or air quality maintenance areas (currently the cities of Lowell, Springfield, Waltham, and Worcester, and the town of Oak Bluffs) identified in the Statewide Transportation Improvement Program (STIP). This anticipated emissions reduction is calculated using the existing CMAQ processes.

Measure	Current (2021)	2-year (2023)	4-year (2025)
Interstate LOTTR	84.2%	74.0%	76.0%
Non-Interstate LOTTR	87.2%	85.0%	87.0%
TTR	1.61	1.80	1.75
PHED (Boston UZA)	18.0	24.0	22.0
PHED (Springfield UZA)	6.2	6.5	6.0
PHED (Worcester UZA)	6.8	7.0	5.0
% non-SOV (Boston UZA)	36.9%	38.8%	39.8%
% non-SOV (Springfield UZA)	21.5%	22.2%	22.2%
% non-SOV (Worcester UZA)	23.4%	25.4%	26.1%
Emissions Reductions: PM2.5			
Emissions Reductions: NOx	0.490	0.000	0.000
Emissions Reductions: VOC	0.534	0.000	0.000
Emissions Reductions: PM10			
Emissions Reductions: CO	6.637	0.354	0.354

Transit System Asset (TAM) Condition Performance Measures and Targets

Table 4 lists a set of federally required infrastructure condition performance measures for transit systems along with BAT's Performance Targets. These transit asset management (TAM) measures, which focus on a specific subset of all transit assets, were established in the FTA's TAM Rule. Brockton Area Transit presented this information along with supporting documentation to the Old Colony MPO in November 2022. The Old Colony MPO has adopted BAT's FY 2023 Brockton Area Transit Authority Transit Asset

FFY 2024-2028 OLD COLONY TRANSPORTATION IMPROVEMENT PROGRAM (TIP)

Management (TAM) State of Good Repair Targets in their entirety and as their own and for the Old Colony Region, in accordance with the certified 3C Transportation Planning Process. The Old Colony MPO will continue to assist BAT in striving towards achieving these targets through our project prioritization process and with our evaluation criteria, which considers asset condition an important factor in the selection process. Within the 2024-2028 Transit TIP, projects include the purchase of support vehicles and new buses (35' & 40'). By purchasing the new support vehicles and buses, BAT will maintain their rolling stock in excellent condition and meet the performance targets within the TAM Plan.

FFY 2024-2028 OLD COLONY TRANSPORTATION IMPROVEMENT PROGRAM (TIP)

**Table 4
Brockton Area Transit Authority Performance Measures and Targets**

Performance Targets by Asset Category						
Category	Class	Metric	Performance Target for FY 2023	Total Number of Vehicles	# of Vehicles that exceed ULB - FY 2022	% of Fleet that exceed ULB - FY 2022
Rolling Stock	Buses	X% of fleet that exceeds default ULB of 14	3.00%	46	1	2.17%
	Cutaway Buses	X% of fleet that exceeds default ULB of 10	25.00%	4	1	25.00%
	Vans	X% of fleet that exceeds default ULB of 8	14.00%	58	8	13.79%
Equipment	Non-Revenue Service Vehicle	X% of non-revenue service vehicles that exceeds default ULB of 8	40.00%	5	2	40.00%
	Non-Revenue Service Truck	X% of non-revenue service vehicles that exceeds default ULB of 8	40.00%	5	2	40.00%
Facilities	Admin/Maintenance Facility	X% of facilities rated under 3.0 on Term scale	0.00%	3	0	0.00%

FTA defines ULB as “the expected lifecycle of a capital asset for a particular transit provider’s operating environment, or the acceptable period of use in service for a particular transit provider’s operating environment.” For example, FTA’s default ULB value for a bus is 14 years. FTA’s Transit Economic Requirements Model (TERM) scale, which pertains to the facilities measure, is a rating system that describes asset condition. The scale values are 1 (poor), 2 (marginal), 3 (adequate), 4 (good), and 5 (excellent). Because each measure is intended to represent the share of transit assets that are not in a state of good repair, the goal is to minimize the value for all four measures. FTA grantees, including transit agencies and agency sponsors, such as MassDOT, are required to develop targets for these TAM measures each fiscal year. MPOs, in turn, are required to set targets for their regions. BAT submitted agency-level targets for state fiscal year (SFY) 2022 (July 2022 through June 2023) to the Old Colony MPO. Their targets

FFY 2024-2028 OLD COLONY TRANSPORTATION IMPROVEMENT PROGRAM (TIP)

reflect the most recent data available on the number, age, and condition of their assets, and their expectations and capital investment plans for improving these assets during SFY 2023.

Public Transit Agency Safety Plan (PTASP) Performance Measures and Targets

The Public Transportation Agency Safety Plan (PTASP) details the safety processes and procedures for the Brockton Area Transit Authority (BAT). This plan utilizes existing agency safety practices and best practices to be implemented to meet the new regulation set in 49 CFR Part 673 of the federal guidelines and was provided to Old Colony Planning on September 15, 2020.

The PTASP includes formal documentation to guide the agency in initiative-taking safety management policy, safety risk management, safety assurance, and safety promotion. The goal is to provide management and labor a comprehensive, collaborative approach to managing safety. The plan includes the process and schedule for an annual review to evaluate the safety performance measures and update processes to continuously improve the organization’s safety practices.

BAT has developed and approved performance targets based on the safety performance measures established under the National Public Transportation Safety Plan. The targets in Table 5 are based on the review of the previous five years of BAT’s safety performance data.

**Table 5
Brockton Area Transit Authority Safety Performance Measures and Targets**

Safety Performance Targets							
Mode of Transit Service	Fatalities (Total)	Fatalities (Rate)	Injuries (Total)	Injuries (Rate)	Safety Events (Total)	Safety Events (Rate)	System Reliability (Miles between Major Failure)
Fixed Route	0	0	10	7.6	6	4.6	20,000
Demand Response	0	0	4	5.9	4	5.9	30,000

On November 17, 2020, the Old Colony MPO adopted BAT’s Safety Performance Measures and Targets in their entirety and as their own and for the Old Colony Region, in accordance with the certified 3C Transportation Planning Process. The Old Colony MPO will continue to assist BAT in striving towards achieving these targets through our project prioritization process and with our evaluation criteria, which considers safety an important factor in the selection process. Similar to BAT’s TAM Plan, new bus and support vehicle purchases included in the FFY 2024-2028 Transit TIP is also anticipated to help reach the safety targets listed in the PTASP. The new buses and support vehicles will replace the older vehicles and they are expected to be more reliable and safer on the roadways. In addition, the purchasing of support equipment and associated capital maintenance item will assist in the repair of the older vehicles.

1.3 Transportation Funding Programs

The major sources of TIP funding are the Federal Highway Administration (FHWA), Federal Transit Administration (FTA), and MassDOT. The United States Congress authorizes federal funding for these transportation projects through federal legislation. For highways and mass transportation, the most recent authorization was the Bipartisan Infrastructure Law (BIL) (2022). Federal funding received from BIL

is allocated to different funding programs. State funds are also a key component for transportation purposes.

Highway Funding Programs

- **National Highway Performance Program (NHPP)** provides support for the condition and performance of the National Highway System (NHS), for the construction of new facilities on the NHS, and to ensure that investments of Federal-aid funds in highway construction are directed to support progress toward the achievement of performance targets established in a state's asset management plan for the NHS.
- **National Highway Freight Program (NHFP) Program** provides funds for projects that improve efficient movement of freight on the National Highway Freight Network (NHFN).
- **Surface Transportation Block Grant Program (STBG)** provides flexible funding that may be used by States and localities for projects to preserve and improve the conditions and performance on any Federal-aid highway, bridge and tunnel projects on any public road, pedestrian and bicycle infrastructure, and transit capital projects, including intercity bus terminals.
- **Congestion Mitigation and Air Quality Improvement Program (CMAQ)** provides flexible funding for transportation projects and programs to help meet the requirements of the Clean Air Act.
- **Highway Safety Improvement Program (HSIP)** is a core Federal-aid program with the purpose to achieve a significant reduction in traffic fatalities and serious injuries on all public roads, including non-State-owned roads and roads on tribal land.
- **Transportation Alternatives Program (TAP)** provides funds for a variety of activities related to improving transportation assets, including on- and off- road pedestrian and bicycle facilities, environmental mitigation, and creating or improving recreational trails projects.
- **Carbon Reduction Program (CRP):** The Bipartisan Infrastructure Law (BIL) establishes the Carbon Reduction Program (CRP), which provides funds for projects designed to reduce transportation emissions, defined as carbon dioxide (CO₂) emissions from on-road highway sources.
- **RAISE Discretionary Grants (RAISE):** RAISE discretionary grants, which were originally created under the American Recovery and Reinvestment Act as TIGER grants, can be used for a wide variety of projects.
- **Promoting Resilient Operations for Transformative, Efficient, and Cost-saving Transportation (PROTECT) Program** provides In addition to formula grants to States, \$1.4 billion in competitive grants to eligible entities to increase the resilience of our transportation system. PROTECT Grants will support planning, resilience improvements, community resilience and evacuation routes, and at-risk coastal infrastructure.
- **Streets for All (ss4A) Program:** The [Bipartisan Infrastructure Law](#) (BIL) established the new Safe Streets and Roads for All (SS4A) discretionary program with \$5 billion in appropriated funds over 5 years. The SS4A program funds **Safe** regional, local, and Tribal initiatives through grants to prevent roadway deaths and serious injuries

- **Reconnecting Communities Pilot (RCP) Program:** The [Bipartisan Infrastructure Law \(BIL\)](#) established the new Reconnecting Communities Pilot (RCP) discretionary grant program, funded with \$1 billion over the next 5 years. It is the first-ever Federal program dedicated to reconnecting communities that were previously cut off from economic opportunities by transportation infrastructure. Funding supports planning grants and capital construction grants, as well as technical assistance, to restore community connectivity through the removal, retrofit, mitigation, or replacement of eligible transportation infrastructure facilities.
- **Bridge Replacement and Rehabilitation Program** provides funds for rehabilitation and replacement of any bridge on a public road. Bridges on the federal-aid system or off the federal-aid system are eligible for these funds.
- **Non-Federal Aid (NFA)** contains all projects not receiving federal funds. Various categories of state funding are included in this group such as bikeways, State Aid (Chapter 90), MassWorks, highway construction, and maintenance.

Transit Funding Programs

- **Section 5307** provides funds to urbanized areas and to governors for transit capital and operating assistance in urbanized areas and for transportation-related planning. An urbanized area is an incorporated area with a population of 50,000 or more that is designated as such by the U.S. Department of Commerce, Bureau of the Census.
- **Section 5310** provides funds to enhance the mobility for seniors and persons with disabilities by providing funds for programs to serve the special needs of transit-dependent populations beyond traditional public transportation services and Americans with Disabilities Act (ADA) complementary paratransit services.
- **Section 5311** provides capital, planning, and operating assistance to states to support public transportation in rural areas with populations of less than 50,000, where many residents often rely on public transit to reach their destinations.
- **Section 5339** provides funding to replace, rehabilitate and purchase buses and related equipment and to construct bus-related facilities including technological changes or innovations to modify low or no emission vehicles or facilities.
- **Community Transit Grant Program (CTGP)** awards funds to help meet the transportation and mobility needs of seniors and people with disabilities. The annual competitive program distributes Federal Transit Administration Section 5310: Enhanced Mobility of Seniors & Individuals with Disabilities funds and State Mobility Assistance Program (MAP) funds.

1.4 Public Participation, Coordination, and Consultation

Transportation planning is one component of the Continuing, Cooperative, and Comprehensive performance-based multimodal transportation planning process that includes land use/ growth management, housing, open space and recreation, economic development, historic preservation, and water quality. It is important that these potentially conflicting elements be consistent with one another to facilitate the efficient movement of people and goods in the region. The first step in obtaining consistency is the coordination and consultation with appropriate agencies and groups on existing

FFY 2024-2028 OLD COLONY TRANSPORTATION IMPROVEMENT PROGRAM (TIP)

projects. Each of the functional planning areas uses common land use, population and employment statistics, and forecasts.

An underlying principle of the metropolitan planning process is public participation, coordination, and consultation with agencies and groups. The FFY 2024-2028 Transportation Improvement Program was developed in accordance with the Public Participation Plan (PPP) for the Old Colony Region. The PPP defines a process for providing individuals, affected public agencies, representatives of public transportation employees, public ports, freight shippers, providers of freight transportation services, private providers of transportation (including intercity bus operators, employer-based commuting programs, such as carpool program, vanpool program, transit benefit program, parking cash-out program, shuttle program, or telework program), representatives of users of public transportation, representatives of users of pedestrian walkways and bicycle transportation facilities, representatives of the disabled, and other interested parties with reasonable opportunities to be involved in the metropolitan transportation planning process. The hybrid public participation process continued and utilized a virtual and digital mode. Meetings of the Joint Transportation Committee and the Metropolitan Planning Organization have continued via virtual meetings, dissemination of information via email, website, and newsletters has continued, and staff has remained reachable for questions and comments via telephone and email. Staff has also had some in person project specific meeting. Legal advertisements notifying the public of the availability of the Draft TIP and the ability to comment have continued.

Brockton Area Transit Authority, the FTA Section 5307(c) applicant, has consulted with the Old Colony Metropolitan Planning Organization and concurs that the public involvement process adopted by the MPO for development of the TIP satisfies the public hearing requirements that pertain to the development of the Program of Projects (POP) for the regular Section 5307, Urbanized Area Formula Program, grant applications including the provisions for public notice and the time established for public review and comment. The public discussion of the Transportation Improvement Program at Old Colony JTC, Old Colony MPO, and transportation meetings satisfies the Program of Projects (POP) public hearing requirements of the Federal Transit Administration.

As such, Brockton Area Transit utilizes the Old Colony MPO's public participation process as its public participation process. The public discussion of the Transportation Improvement Program at Old Colony JTC, Old Colony MPO, and transportation meetings satisfies the Program of Projects (POP) public hearing requirements of the Federal Transit Administration.

Public participation in the TIP development process is welcomed and encouraged. The TIP is posted on the Old Colony Planning Council Website. The public can participate in the development of the TIP by attending meetings of the JTC, MPO, and OCPC, contacting the staff for information or individual meetings, reviewing, and commenting on draft TIPs. To ensure that there is equity in the distribution of transportation resources and that there is reasonable access to the planning process, the Old Colony MPO continually conducts Title VI and Environmental Justice planning for the Old Colony Region. The overall engagement methodology is described in the following sections.

The Old Colony MPO consults with agencies and officials responsible for other planning activities within the metropolitan planning area that are affected by transportation (including State and local planned growth, economic development, tourism, natural disaster risk reduction, environmental protection, airport operations, or freight movements) or coordinate its planning process (to the maximum extent practicable) with such planning activities.

FFY 2024-2028 OLD COLONY TRANSPORTATION IMPROVEMENT PROGRAM (TIP)

Staff utilized a diverse methodology for coordination, consultation, and engaging the public to the maximum extent possible in the development of the TIP. The methodology is as follows:

- Old Colony Metropolitan Planning Organization - The MPO provided continual oversight of the TIP development and project programming and has the responsibility of ultimately endorsing the TIP. Monthly meetings took place on the third Tuesday of the month.
- Old Colony Joint Transportation Committee - Functioning as the advisory committee to the Old Colony MPO and Old Colony Planning Council, this committee assists with the identification of transportation deficiencies and provides regular input and review of TIP products. The Committee consists of superintendents and or directors of highway department of public works, town planners, engineers, etc.
- Old Colony Planning Council (OCPC) - The Old Colony Planning Council discusses the TIP development and provides both planning and policy guidance at regularly scheduled OCPC Board of Directors meetings.
- Transit Providers - MPO staff seeks input regarding transit needs and projects from the Brockton Area Transit Regional Transit Authority, Greater Attleboro-Taunton Regional Transit Authority (GATRA), MBTA, and the South Shore Community Action Council (SSCAC).
- Coordination and consultation activities - Coordination and consultation, and/or information dissemination activities take place with multiple agencies and groups. As such, these coordination and consultation activities may take place with: Brockton Area Transit, Cape Verdean Association of Brockton, Chief Elected Officials, Departments of Public Works and Highway Departments, Massachusetts Department of Transportation, Greater Attleboro Taunton Transit Authority, Massachusetts Department of Transportation District 5, MBTA, Metro South Chamber of Commerce, NAACP, Plymouth and Brockton (P&B), Plymouth Area Chamber of Commerce, Plymouth County Development Council, South Shore Chamber of Commerce, and South Shore Community Action Council.
- Transportation Advisory Network (TAN) - The TAN Outreach Contact List consists of over 200 members. Members include chief elected officials, legislators, planning boards, Massachusetts Department of Transportation, Federal Highway Administration, Federal Transit Administration, transit providers, minority groups, city and town clerks, media outlets, and transportation officials. The objective is to provide continuing outreach to a wide network. Council staff provides announcements of product availability, upcoming events, and meetings associated with the TIP to the TAN. The TAN Outreach Contact List is shared with MassDOT-Office of Transportation Planning, and MassDOT-Office of Diversity and Civil Rights.
- Media Outlets - Staff utilizes media outlets to solicit public comment, advertise meetings, and advertise TIP availability. Examples of media outlets are 95.9 WTD, the Brockton Enterprise, the Ojornal, and the Patriot Ledger.
- Copies of the Draft TIP are posted on the OCPC website and are provided upon request via email and direct mail. As such, reasonable access, and opportunities to review the Draft TIP are provided.

- 21-Day Public Review Period - During the public review period for the Draft TIP, copies are available, and their availability are advertised using multiple media outlets and the TAN. During the period, public meetings were held, and the staff was available to discuss the Draft TIP with the public upon request.

Environmental Justice and Social Equity

Environmental Justice (EJ) is an important part of the planning process and is considered in all phases of planning. A truly integrated and effective planning process actively considers and promotes environmental justice within projects and groups of projects, across the total plan, and in policy decisions. All reasonably foreseeable adverse social, economic, and environmental effects on minority populations and low-income populations must be identified and addressed. There are three fundamental Environmental Justice principles:

- To avoid, minimize, or mitigate disproportionately high and adverse human health or environmental effects, including social and economic effects, on minority populations and low-income populations.
- To ensure the full and fair participation by all potentially affected communities in the transportation decision-making process.
- To prevent the denial of, reduction in, or significant delay in the receipt of benefits by minority populations and low-income populations.

Public involvement is an integral part of transportation planning and project development decision-making. The U.S. DOT Order (5610.2) on Environmental Justice directs the provision for minority populations and low-income populations greater access to information on and opportunities for public participation in matters that may affect human health and the environment.

Effective public involvement in the planning process and the project-development process can alert State and local agencies about environmental justice concerns so that they do not result in surprises during the project-development stage. Continuous interaction between community members and transportation professionals is critical to successfully identify and resolve potential Environmental Justice concerns. The Old Colony MPO has public-involvement procedures established that provide for consideration of Environmental Justice. These procedures provide an inclusive, representative, and equal opportunity for communication resulting in appropriate action that reflects this public involvement. Environmental Justice is considered in all aspects of planning and project decision-making, including the design of both the public-involvement plan and the proposed facility. Detailed information on these procedures is included in the Old Colony Public Participation available [here](https://oldcolonyplanning.org/wp-content/uploads/2022/09/Old_Colony_Public_Participation_Plan_2021.pdf?ver): https://oldcolonyplanning.org/wp-content/uploads/2022/09/Old_Colony_Public_Participation_Plan_2021.pdf?ver

Environmental Justice Analysis asks whether a proposed action or plan causes disproportionately high and adverse effects on minority populations and low-income populations, and whether these populations are denied benefits. A framework of analysis that can determine how a proposed action or plan could differentially affect different populations is important. As such, an analysis of benefits and burdens is utilized. In addition, computer mapping of Environmental Justice Areas along with past, present, and future projects funded through the Transportation Improvement Program, available transit services and their associated walking times, commuter parking facilities, pavement conditions, high crash locations, areas of congestion are utilized to measure the distribution of funding (to ensure geographic equity), to determine priorities areas of need/ and or concern.

FFY 2024-2028 OLD COLONY TRANSPORTATION IMPROVEMENT PROGRAM (TIP)

Examinations of potential benefits and burdens because of the implementation of the TIP were conducted. Examples of benefits considered were mobility, accessibility, infrastructure condition, environment, reliability, safety, security, load factors, efficiency, and consultation with riders in improving bus services to the transit dependent. While examples of burdens considered were: air, noise, and water pollution and soil contamination, destruction or disruption of community cohesion or a community's economic vitality, destruction or disruption of the availability of public and private facilities and services, adverse employment effects, displacement of persons, businesses, farms, or nonprofit organizations, increased traffic congestion, isolation, exclusion, or separation of minority or low-income individuals within a given community or from the broader community, and the denial of, reduction in, or significant delay in the receipt of, benefits of programs, policies, or activities.

An assessment of the benefits and burdens of the Transportation Improvement Program was completed to identify all regionally significant projects constructed and/or programmed in the Old Colony Transportation Improvement Program during the period of 2003 - 2027. Constructed projects funded through the TIP were included to provide a benchmark of investments. The constructed projects were compiled and then the staff analyzed the location of these improvements relative to Environmental Justice Communities. Environmental Justice Communities in the Old Colony MPO Region are Brockton, Easton, Plymouth, Stoughton, and Whitman.

For the purposes of identifying these communities, the staff utilized the MassGIS Environmental Justice GIS Shape file. Polygons in the Environmental Justice Populations layer represent neighborhoods across the state with high minority, non-English speaking, low-income, and foreign-born populations. Specifically, a community is identified as an Environmental Justice Community if any the following are true within that community:

- Contains a Block group whose annual Median Household Income is equal to or less than 65 percent of the Massachusetts Median Household Income of \$85,843 (\$56,220 in 2019); or
- 25% or more of the residents identify as a race other than white; or
- 25% or more of households have no one over the age of 14 who speaks English only or very well - English Isolation.

Regionally, it was determined that 37 percent of the identified improvement projects, representing approximately 27.5 percent of the identified investment dollars on the FFY 2024-2028 TIP are in EJ communities. The percentage of investment approximates the 35.0 percent of the region's population identified as living in EJ communities. Non-mappable projects, such as transit vehicle replacements or rehabilitations, and other non-location-specific projects are not included in this analysis. While about 40.0 percent of the projects that are not located directly within an EJ community, these projects are of key regional significance, such as bridges and limited access highway improvements. These improvements benefit the region, and provide access to many key employment centers, including downtown Brockton and regional commercial and employment destinations.

**Table 6
Investment Value of TIP Projects 2024-2028 (Projects Planned)**

Type	Population Represented in EJ Communities (2020)	Percent Population Represented	TIP Project Investment*	Percentage of Projects by Total Investment (\$)
Within EJ Communities	137,634	35.0%	\$49,452,192	27.5%
Outside EJ Communities	255,615	65.0%	\$130,356,994	72.5%
Totals	393,249	100.0%	\$179,809,186	100%

*Includes Projects funded with Regional Target Funds, Statewide Funds, Bridge Funds, or Non-Federal Aid Funds.

The Old Colony MPO undertook further analysis to determine the level of investments during the period of 2003-2022 through previous Transportation Improvement Programs. From that analysis, it was concluded that 58.9 percent of the identified improvement projects, representing approximately 62.1 percent of the identified investment dollars allocated during the TIP years of 2003-2022 are in EJ communities. The percentage of investment dollars exceed the 35.0 percent of the region’s population identified as living in EJ communities.

Table 7

Investment Value of TIP Projects 2003 - 2022 (Projects Implemented)

Type	Population Represented in EJ Communities (2020)	Percent Population Represented	TIP Project Investment*	Percentage of Projects by Total Investment (\$)
Within EJ Communities	137,634	35.0%	\$163,553,494	62.1%
Outside EJ Communities	255,615	65.0%	\$99,987,231	37.9%
Totals	393,249	100.0%	\$263,540,725	100%

*Includes Projects funded with Regional Target Funds, Statewide Funds, Bridge Funds, or Non-Federal Aid Funds.

The first step towards understanding the profile of individuals that could participate in the transportation planning process and reside in community that is a recipient of TIP project funding is a review of U.S Census data. Table 8 displays the number of individuals who are Limited English Proficient (LEP). For our planning purposes, we are considering people that speak English “not well” or “not at all.”

Table 8, derived from the 2018 US Census American Community Survey, shows the number and percent of persons who are five (5) and older, regarding their English language skills, for the communities within the MPO area and several adjacent municipalities. It should be noted that the U.S. Census has changed how it collects data on the number of LEP individuals in each area. In years past, the U.S. Census collected LEP data down to the census block level, but due to privacy concerns, the U.S. Census no longer gets as granular in its LEP data collection efforts. In the case of the Old Colony Region, LEP data is collected on the community level, and with some communities, LEP information is provided only on a multi-community level.

As seen in the Table 8, approximately 9% of the MPO area population is not proficient in English. The highest concentration of LEP individuals is in the community grouping of Duxbury, Kingston, Marshfield, Plymouth, and Situate at 18%. While the combined communities of Avon, Brockton, and Stoughton have the second concentration of LEP persons at 17% and receive 43% of the projects in FFY 2024-2028 TIP.

Table 8

Investment Value of TIP Projects and Limited English Proficient (LEP) 2012-2028 (Projects Planned)

Community Grouping	2018 Population of 5 Years or Older	Number of LEP Persons	Percentage of LEP Persons	Number of TIP Projects, 2012 through 2028	Percentage of Total Projects	TIP Project Expenditures, 2012 through 2028 (\$)
Avon, Brockton, and Stoughton	120,300	20,882	17%	19	44%	\$74,145,592
Abington, Bridgewater, East Bridgewater, Easton, Rockland, Whitman, and West Bridgewater	115,811	2,869	2%	13	30%	\$51,413,438
Halifax, Hanover, Hanson, Pembroke, and Plympton	106,948	1,121	1%	7	16%	\$43,231,600
Duxbury, Kingston, Marshfield, Plymouth, and Scituate	87,514	15,781	18%	4	9%	\$23,172,279
Totals	430,573	40,653	9%	43	100%	\$191,962,909

LEP Source: 2018 ACS 5 year B16001 LEP Languages

From the examination of benefits and burdens, it is the determination that no projects implemented because of the TIP will result in adverse impacts to the Environmental Justice Areas in the Old Colony region.

As such, from the review, it may be concluded from the public investment and involvement in the regional transportation planning process and the resultant FFY 2024-2028 Transportation Improvement Program and previous TIPs (dating back to 2003) demonstrate that the benefits of the regional transportation planning process are afforded equitably to both EJ and Non-EJ communities. Given this equitable distribution and investment, it is finding of the Old Colony MPO that the Low-income and minority populations are not disproportionately impacted and are beneficiaries of the transportation planning process and project implementation in the Old Colony Region.

As such, the Old Colony MPO continues to collaborate with our regional partners in the advancement of environmental justice principles throughout the regional planning process. Such analyses will be conducted annually and included in the endorsed TIP.

2. HIGHWAY AND BRIDGE PROJECT LISTING BY COMMUNITY

2.1 Prioritization and Transportation Evaluation Criteria

Several factors are considered when developing the prioritization and programming of TIP projects. They include:

- Financial feasibility of project
- Local and regional support for the project
- Need for project to be implemented (safety, congestion, etc.)
- Project has been derived from the Management Systems (Congestion, Safety, and Pavement)
- Project has Project Review Committee (PRC) approval and/or a MassDOT ID

FFY 2024-2028 OLD COLONY TRANSPORTATION IMPROVEMENT PROGRAM (TIP)

- Project must have reasonable progress in design, permitting, and right-of-way, etc., to ensure that the project can be implemented in the active year
- Project implementation will assist with making progress towards achievement of adopted performance measures and targets
- Results of Annual TIP Readiness Day
- Results of Transportation Evaluation Criteria

Transportation Evaluation Criteria (TEC)

With transparency and reasonableness in mind, in 2004, the Old Colony MPO began utilizing TIP project transportation evaluation criteria to inform the process of evaluating and selecting projects for programming in the TIP. The transportation evaluation criteria are a means of assisting decision makers in the programming projects that will help the region attain the visions established by the Old Colony MPO, which includes, to maintain a state of good repair, focus investments on existing activity centers, improve mobility for people and freight, reduce the level of greenhouse gas emissions, minimize environmental burdens from transportation facilities on low-income and minority populations, and provide safe transportation for all modes. Projects with components and outcomes that help attain the goals of the Old Colony MPO receive higher scores.

Evaluation of Projects

The Transportation Evaluation Criteria utilized for the FFY 2024-2028 Transportation Improvement Program are included in Appendix H. The scoring results of the Transportation Evaluation Criteria are included with the applicable projects listed in the Universe of Projects provided in Table 9. System reliability projects such as preservation projects on limited access highways or transit state of good repair projects are not evaluated, as they are required projects identified through asset management systems.

The TIP projects are evaluated and are scored in six of the seven criteria categories: (Condition, Mobility, Safety, Community Effects and support, Land Use and Economic Development, and Environmental Effects) on a scale of +3 to -3. The cost effectiveness category is not scored to mitigate concerns regarding equity among urban, suburban, and rural projects.

In general, this step scores the impact the evaluated project will have on each of the six criteria. The proposed rating scale is as follows:

- A score of +3 is highly beneficial,
- A score of zero is neutral or not applicable,
- A score of -3 is highly detrimental.

The category scores for a project are then combined into an overall score of between +18 and -18, and the scores are then converted to a 100-point scale.

The Old Colony MPO considers whether a project's implementation will assist in making progress towards achievement of adopted performance measures and targets and utilizes evaluation criteria ratings and project readiness information to prepare a First-Tier List of Projects. This is a list of the projects with the highest ratings that could be made ready for advertising within the TIP's time horizon (next four federal fiscal years). The staff relies on the MassDOT Highway Division to provide information about what year a project would be ready for advertising. In developing the recommendation for the draft TIP, the staff strongly considers the First-Tier List of Projects. The Old Colony MPO staff also factors in projects that are

FFY 2024-2028 OLD COLONY TRANSPORTATION IMPROVEMENT PROGRAM (TIP)

listed in the Long-Range Transportation Plan to implement the LRTP, considers geographic and social equity to help ensure that the list of projects addresses needs throughout the region, and accounts for cost to comply with fiscal constraint.

2.2 Universe of Projects and Geographic Distribution of Projects

The following is a listing of projects ranked, from high to low, by Transportation Evaluation Criteria Score. The Program Year refers to which year the project is programmed or if it is not programmed.

**Table 9
Universe of Projects**

PROJECT LOCATION AND DESCRIPTION	PROJECT ID#	PROGRAM YEAR	TEC SCORE
BROCKTON - INTERSECTION IMPROVEMENTS AT ROUTE 123 (BELMONT STREET), PEARL STREET AND STONEHILL STREET	612262	2028	60.61
HANOVER – CORRIDOR IMPROVEMENTS ON ROUTE 139 (HANOVER STREET) AT MAIN STREET, CENTER STREET, AND SILVER STREET	612769	2028	55
BROCKTON - IMPROVEMENTS ON FOREST AVENUE, FROM WEST STREET TO BREER STREET	612526	NOT PROGRAMMED	53.67
EASTON - RECONSTRUCTION AND RELATED WORK ON ROUTES 138 AND 123, FROM BELMONT STREET TO DEPOT STREET	612617	NOT PROGRAMMED	52.50
ABINGTON – INTERSECTION IMPROVEMENTS ROUTE 18 (BEDFORD STREET) AT ROUTE 123 (BRCKOTN AVENUE)	612770	2028	51.88
STOUGHTON - CORRIDOR IMPROVEMENTS ON ROUTE 138	607403	2023 - ADVANCE CONSTRUCTION YEAR 1 OF 2	51.78
STOUGHTON - CORRIDOR IMPROVEMENTS ON ROUTE 138	607403	2024 - ADVANCE CONSTRUCTION YEAR 2 OF 2	51.78
EASTON – INTERSECTION IMPROVEMENTS AT ROUTE 138 AND TURNPIKE STREET; ROUTE 138 AT PURCHASE STREET; AND RURNPIKE STREET AT PURCHASE STREET	612975	NOT PROGRAMMED	51.5
AVON - INTERSECTION IMPROVEMENTS AT ROUTE 28, SPRING STREET AND HARRISON BOULEVARD	611979	2026	51.06
BROCKTON - IMPROVEMENTS AND RELATED WORK ON CRESCENT STREET (ROUTE 27), INCLUDING REPLACEMENT OF GROVE STREET BRIDGE, B-25-005, OVER SALISBURY PLAIN RIVER	607818	2025	50.39
AVON - CORRIDOR IMPROVEMENTS ON ROUTE 28	610804	NOT PROGRAMMED	49.22
BROCKTON - INTERSECTION IMPROVEMENTS AND RELATED WORK AT CENTRE STREET (ROUTE 123), CARY STREET AND LYMAN STREET	609410	2024	48.89
ABINGTON - INTERSECTION IMPROVEMENTS, RANDOLPH STREET AND RICHARD A FITTS DRIVE (ROUTE 139) AT CHESTNUT STREET AND OLD RANDOLPH STREET	612525	2027	47.44

FFY 2024-2028 OLD COLONY TRANSPORTATION IMPROVEMENT PROGRAM (TIP)

EAST BRIDGEWATER - INTERSECTION IMPROVEMENTS AT BEDFORD STREET (ROUTE 18), WEST STREET (ROUTE 106) AND EAST STREET	611968	NOT PROGRAMMED	47
BROCKTON - INTERSECTION IMPROVEMENTS @ CRESCENT STREET (ROUTE 27)/ QUINCY STREET/ MASSASOIT BOULEVARD	606143	NOT PROGRAMMED	45.83
BROCKTON - ABINGTON - PEDESTRIAN AND BICYCLE IMPROVEMENTS ON ROUTE 123	609520	NOT PROGRAMMED	44.72
PEMBROKE - INTERSECTION IMPROVEMENTS AT WASHINGTON STREET AND SCHOOSSETT STREET	611978	NOT PROGRAMMED	44.72
STOUGHTON - INTERSECTION IMPROVEMENTS AT CANTON STREET (ROUTE 27), SCHOOL STREET AND SUMMER STREET	611981	NOT PROGRAMMED	44.67
BROCKTON - ROUTE 123 (CENTRE STREET) AT PLYMOUTH STREET SIGNALIZATION AND GEOMETRIC IMPROVEMENTS	609052	2024	44.06
STOUGHTON - INTERSECTION IMPROVEMENTS AND RELATED WORK AT CENTRAL STREET, CANTON STREET AND TOSCA DRIVE	608279	2023	43.22
EASTON - CORRIDOR IMPROVEMENTS ON ROUTE 138 INCLUDING INTERSECTION IMPROVEMENTS AT ROUTE 138 (WASHINGTON STREET) AND ELM STREET	608195	2025	42.89
EAST BRIDGEWATER - INTERSECTION IMPROVEMENTS AT HIGHLAND STREET AND NORTH BEDFORD STREET (ROUTE 18)	611976	NOT PROGRAMMED	41.44
ABINGTON - INTERSECTION IMPROVEMENTS AT HANCOCK STREET AND CHESTNUT STREET	609440	2026	41.06
EASTON - IMPROVEMENTS ON FOUNDRY STREET (ROUTE 106/123)	612269	NOT PROGRAMMED	40.5
STOUGHTON - RECONSTRUCTION OF TURNPIKE STREET	607214	NOT PROGRAMMED	38.89
EASTON - RESURFACING AND RELATED WORK ON ROUTE 138 (ROOSEVELT CIRCLE TO STOUGHTON TOWN LINE (EXCLUDING THE SECTION FROM ELM STREET TO UNION STREET))	608585	NOT PROGRAMMED	38.72
DUXBURY - SIGNAL INSTALLATION @ ROUTE 3 (NB & SB) RAMPS & ROUTE 3A (TREMONT STREET)	606002	2026	38.22
HANSON - CORRIDOR IMPROVEMENTS ON ROUTE 14 (MAQUAN STREET), FROM THE PEMBROKE T.L. TO INDIAN HEAD STREET AND RELATED WORK	608506	2027	38.22
DUXBURY - BRIDGE REPLACEMENT, D-14-003 (438), POWDER POINT AVENUE OVER DUXBURY BAY	612006	2027 - ADVANCE CONSTRUCTION YEAR 1 OF 4 (Years 2 through 4 to be programmed in future Old Colony TIPs)	NOT APPLICABLE
DUXBURY - BRIDGE REPLACEMENT, D-14-010 (48H & 48J), ROUTE 3 (PILGRIM HIGHWAY) NB/SB OVER FRANKLIN STREET	605294	2023	NOT APPLICABLE
KINGSTON - BRIDGE REPLACEMENT, K-01-014, SMITHS LANE OVER ROUTE 3 (PILGRIM HIGHWAY)	608615	NOT PROGRAMMED	NOT APPLICABLE
PLYMPTON - BRIDGE REPLACEMENT, WINNETUXET ROAD OVER WINNETUXET RIVER	609435	2024	NOT APPLICABLE

FFY 2024-2028 OLD COLONY TRANSPORTATION IMPROVEMENT PROGRAM (TIP)

Regional – Intra-Regional Multi-Modal Active Transportación Newark	NOT APPLICABLE	NOT PROGRAMMED	NOT APPLICABLE
--	----------------	----------------	----------------

Geographic Distribution and Equity Analysis of Projects

The Old Colony MPO monitors the geographic distribution of TIP projects over time. Table 8 provides the distribution of TIP projects from 2012 through 2028. To assist with providing context to the distribution, included in the table is 2020 Population and 2019 Median Household Income.

From an examination of the distribution of TIP projects from 2012 through 2028, the following observations may be made:

- There are higher concentrations of projects within the more populated urban areas (i.e., Brockton at 28.6 percent of all projects). Such concentrations tend to follow areas with elevated levels of congestion, bicycle and pedestrian activity, and crash clusters.
- The towns of Easton (10.2%), Pembroke (10.2%), Plymouth (6.1%), and Stoughton (8.2%) also had higher concentration of projects. A potential explanation for such a trend is that these populous communities feature proximity to limited access highways, commuter rail, and academic institutions of higher learning. Such features, while beneficial in many respects, also lead to higher pedestrian, bicyclist and vehicle trips, and the need for additional multimodal and infrastructure.
- Regarding equity, it is observed that Brockton, with 71% Title VI Minority Population, had 28.6% of the TIP projects of the 2012-2028 span, while Stoughton with 38% Title VI Minority Population, had 8.2% of the projects during the same time.

**Table 10
Geographic Distribution and Equity Analysis of Projects**

Community	2020 Population	2020 Title VI Minority Population	Percent Title VI Minority	Median Household Income, 2019	Number of TIP Projects, 2012 through 2028	Percentage of Total Projects	TIP Project Expenditures, 2012 through 2028 (\$)	Per Capita Expenditure (\$)
Abington	17,062	2,910	17%	\$99,381	4	8.2%	\$17,083,542	\$1,001.26
Avon	4,777	1,685	35%	\$85,200	2	4.1%	\$18,461,881	\$3,864.74
Bridgewater	28,633	4,997	17%	\$95,675	1	2.0%	\$1,486,453	\$51.91
Brockton	105,643	74,569	71%	\$58,469	14	28.6%	\$50,702,624	\$479.94
Duxbury	16,090	1,081	7%	\$128,173	3	6.1%	\$80,691,546	\$5,015.01
East Bridgewater	14,440	1,560	11%	\$90,528	1	2.0%	\$7,763,091	\$537.61
Easton	25,058	4,025	16%	\$112,268	5	10.2%	\$22,418,447	\$894.66
Halifax	7,749	519	7%	\$92,774	0	0.0%	\$0	\$0.00
Hanover	14,833	1,140	8%	\$127,981	1	2.0%	\$7,141,656	\$481.47
Hanson	10,639	844	8%	\$96,693	1	2.0%	\$11,548,342	\$1,085.47
Kingston	13,708	1,069	8%	\$96,104	1	2.0%	\$14,834,312	\$1,082.16
Pembroke	18,361	1,285	7%	\$103,905	5	10.2%	\$24,613,677	\$1,340.54
Plymouth	61,217	6,673	11%	\$90,279	3	6.1%	\$20,388,279	\$333.05
Plympton	2,930	162	6%	\$94,167	1	2.0%	\$2,062,345	\$703.87
Stoughton	29,281	11,088	38%	\$83,519	4	8.2%	\$23,110,506	\$789.27
West Bridgewater	7,707	968	13%	\$97,404	2	4.1%	\$7,615,278	\$988.10
Whitman	15,121	1,969	13%	\$86,570	1	2.0%	\$5,990,816	\$396.19
Totals	393,249	116,544	30%		49	100.0%	\$315,912,796	\$803

3. TIP - FEDERAL REQUIREMENTS AND PROJECT LISTS

3.1 Endorsements of the FFY 2024-2028 Old Colony TIP, Self-Compliance Statements of the Comprehensive, Continuing, Cooperative Transportation Planning Process, and Self Compliance Statements of the 310 CMR 60.05: Global Warming Solutions Act Requirements for the Transportation Sector and the Massachusetts Department of Transportation

The Unified Planning Work Program, Long Range Transportation Plan, and Transportation Improvement Program, together with any amendments, were developed in accordance with FHWA and FTA regulations governing the implementation of the Fixing America’s Surface Transportation Act (FAST Act), EPA regulations governing the implementation of the Clean Air Act Amendments of 1990, and fully incorporates the applicable requirements of the 1964 Civil Rights Act and the Americans with Disabilities Act of 1990. From certification reviews conducted in 2006, 2011, 2016, and 2019 the FHWA and FTA have determined that the transportation planning process of the MPO substantially meets the requirements of the Metropolitan Planning Rule 23 CFR Part 450 Subpart C and 49 CFR Part 613. In addition, FHWA and FTA have jointly certified the transportation planning process.

Endorsement of FFY 2024-2028 Old Colony TIP is provided in Appendix A.

Self-Compliance Statements of the Metropolitan Transportation Planning Process is provided in Appendix B.

Self-Compliance Statements of the 310 CMR 60.05: Global Warming Solutions Act Requirements for the Transportation Sector and the Massachusetts Department of Transportation is provided in Appendix C.

3.2 Procedures for Amendments and Administrative Modifications

The TIP is a “living” document and is likely to be modified during the year. The definitions and procedures outlined in this section are followed when project-based revisions to the TIP are necessary (Detailed TIP Project Revision and Definition Procedures are included in Appendix N).

TIP Amendment

A revision to the Transportation Improvement Program that requires public review and demonstration of financial constraint. The public process for a TIP amendment requires a publicly advertised 21-day public comment period and for the MPO to address any public commentary prior to endorsement. The Old Colony MPO, at their discretion, may vote to abbreviate the public comment period under what they consider extraordinary circumstances beyond the MPO’s control. TIP Amendments are prompted by the major change(s) in a project.

TIP Adjustment

A revision to the STIP that is does not require a public process, but that is required to be included in a TIP action with a demonstration of financial constraint for FHWA/FTA approval.

TIP Administrative Modification

A revision to the TIP that is minor enough in nature to require neither a public process nor FHWA/FTA approval, but that does involve a notification to federal partners.

3.3 Financial Summary, Targets, and Fiscal Constraint Analysis

The Massachusetts Department of Transportation Office of Transportation Planning, in consultation with the Regional Planning Agencies and utilizing the Massachusetts Association of Regional Planning Agencies (MARPA) Formula, provides each region with yearly-targeted federal funding levels with state match for highway and bridge projects, and separate yearly targets for projects that qualify for Congestion Mitigation Air Quality funds, Highway Safety Improvement Program (HSIP) funds, and Transportation Alternative Program funds. These Funding Targets are in Appendix G. The anticipated funds, programmed funds, unprogrammed funds and fiscal constraint analysis is summarized below in Table 11. The Summary of Regional Funding Categories in Table 13 provides specifics on fund amount by funding category.

**Table 11
Funding Totals of Programmed Highway and Bridge Projects, and Fiscal Constraint Analysis**

Fiscal Year	Total of Anticipated Funds (Bridge Funds, Regional Targets, and Statewide Funds)	Total of Programmed Funds	Total of Unprogrammed Funds (Fiscal Constraint Analysis)
2024	\$18,058,350	\$15,948,681	\$2,109,669
2025	\$13,628,243	\$11,549,554	\$2,078,689
2026	\$17,344,825	\$11,824,715	\$5,520,110
2027	\$95,030,014	\$94,357,262	\$672,752
2028	\$40,522,905	\$39,552,520	\$970,385
Totals	\$184,584,337	\$173,232,732	\$11,351,605

Programmed amount includes projects funded with regional target funds and statewide funds

**Table 12
Funding Totals of Programmed Transit Projects, and Fiscal Constraint Analysis**

Fiscal Year	Total of Anticipated Funds (Federal, State, and Local Funds)	Total of Programmed Funds	Total of Unprogrammed Funds (Fiscal Constraint Analysis)
2024	\$9,080,000	\$9,080,000	\$0
2025	\$1,950,000	\$1,950,000	\$0
2026	\$10,195,000	\$10,195,000	\$0
2027	\$3,625,000	\$3,625,000	\$0
2028	\$550,000	\$550,000	\$0
Totals	\$25,400,000	\$25,400,000	\$0

Programmed amount includes state funds

FFY 2024-2028 OLD COLONY TRANSPORTATION IMPROVEMENT PROGRAM (TIP)

The Transportation Improvement Program is financially constrained according to the definition in the 23 CFR Part 450.324. Project costs programmed in the TIP are expressed in Year of Expenditure (YOE) dollars. The cost inflation factor utilized is increased 4% annually (e.g., 2025 at 4%; 2026 at 8%; 2027 at 12%, and 2028 at 16%). The projects programmed do not exceed the funding estimates of federal and state funds available in each of these fiscal years. Additionally, the transit projects programmed in the TIP are financially constrained to available resources and they have been reviewed and approved for programming by MassDOT Rail & Transit, and the MassDOT Office of Transportation Planning.

The financial plans in Tables 11 and 12 demonstrate fiscal constraint, and reflect the emphasis on the maintenance and operation, and state of good repair for the highway, bridge, and transit system. In addition, a fiscal constraint analysis is included on each of the highway program programming tables. Only highway, bridge, and transit projects for which funds can be reasonably expected have been included in the financially constrained TIP.

FFY 2024-2028 OLD COLONY TRANSPORTATION IMPROVEMENT PROGRAM (TIP)

3.4 Summary of Regional Funding Categories (FFY 2024-2028)

**Table 13
Summary of Funding Categories (FFY 2024-2028)**

Funding Category	2024	2025	2026	2027	2028	Total
NHPP						\$0
SRTS						\$0
STATEWIDE CMAQ						\$0
STATEWIDE HSIP	2,955,964		4,050,000			\$7,005,964
STATEWIDE STBG						\$0
Bridge On-System NHS NB				\$31,139,937		\$31,139,937
Bridge Off-System	\$1,236,628			\$42,428,063	\$14,834,080	\$58,498,771
STBG	13,863,758	\$13,628,814	\$13,294,825	\$16,462,014	\$16,771,876	\$74,021,287
CMAQ						\$0
HSIP						\$0
TAP						\$0
Subtotal FHWA/ State	\$18,056,350	\$13,628,814	\$17,344,825	\$90,030,014	\$31,605,956	\$170,665,959
5307 - Operating/ PM/ ADA			\$1,500,000	\$1,500,000	\$1,500,000	\$4,500,000
5307 - Capital	\$1,164,000	\$1,215,000	\$648,000	\$500,000	\$500,000	\$4,027,000
Carryover						\$0
5310						\$0
5339						\$0
Other Federal Transit	\$5,800,000		\$5,108,000			\$10,908,000
State - RTACAP	\$2,116,000	\$735,000	\$1,439,000	\$125,000	\$125,000	\$4,540,000
State Contract Assistance			\$1,500,000	\$1,500,000	\$1,500,000	\$4,500,000
Local						\$0
TDC						\$0
Subtotal FTA/ State/ Local	\$9,080,000	\$1,950,000	\$10,195,000	\$3,625,000	\$3,625,000	\$28,475,000
Grand Total	\$27,136,350	\$15,578,814	\$27,539,825	\$93,655,014	\$35,230,956	\$199,140,959

FFY 2024-2028 OLD COLONY TRANSPORTATION IMPROVEMENT PROGRAM (TIP)

3.5 TIP PROJECTS BY YEAR



STIP Investments Report 2024 Old Colony Region

								STIP: 2024 - 2028 (D)		
Year	MassDOT Project ID	MPO	Municipality	MassDOT Project Description	District	Funding Source	Adjusted TFPC	Total Programmed Funds	Federal Funds	Non-Federal Funds
Federal Fiscal Year 2024								\$15,948,681	\$13,054,541	\$2,894,140
Section 1A / Regionally Prioritized Projects								\$11,756,089	\$9,404,871	\$2,351,218
Roadway Reconstruction										
	2024 607403	Old Colony	Stoughton	STOUGHTON- CORRIDOR IMPROVEMENTS ON ROUTE 138	5	STBG	\$17,404,332	\$11,756,089	\$9,404,871	\$2,351,218
	2024 609052	Old Colony	Brockton	BROCKTON- INTERSECTION IMPROVEMENTS AT CENTRE STREET (ROUTE 123) AND PLYMOUTH STREET	5	STBG	\$2,792,790	\$2,792,790	\$2,234,232	\$558,558
Section 2A / State Prioritized Reliability Projects								\$1,236,628	\$989,302	\$247,326
Bridge Off-system										
	2024 609435	Old Colony	Plympton	PLYMPTON- BRIDGE REPLACEMENT, P-14-001 (445), WINNETUXET ROAD OVER WINNETUXET RIVER	5	STBG-BR-Off	\$1,339,303	\$1,236,628	\$989,302	\$247,326
Section 2B / State Prioritized Modernization Projects								\$2,955,964	\$2,660,368	\$295,596
Intersection Improvements										
	2024 609410	Old Colony	Brockton	BROCKTON- INTERSECTION IMPROVEMENTS AND RELATED WORK AT CENTRE STREET (ROUTE 123), CARY STREET AND LYMAN STREET	5	HSIP	\$2,506,679	\$2,955,964	\$2,660,368	\$295,596

FFY 2024-2028 OLD COLONY TRANSPORTATION IMPROVEMENT PROGRAM (TIP)



STIP Investments Report 2025 Old Colony Region

STIP: 2024 - 2028 (D)

Year	MassDOT Project ID	MPO	Municipality	MassDOT Project Description	District	Funding Source	Adjusted TFPC	Total Programmed Funds	Federal Funds	Non-Federal Funds
Federal Fiscal Year 2025								\$11,549,554	\$9,239,643	\$2,309,911
Section 1A / Regionally Prioritized Projects								\$11,549,554	\$9,239,643	\$2,309,911
Intersection Improvements										
2025	607818	Old Colony	Brockton	BROCKTON- INTERSECTION IMPROVEMENTS AT LYMAN STREET/GROVE STREET/SUMMER STREET & REPLACEMENT OF GROVE STREET BRIDGE, B-25-005, OVER SALISBURY PLAIN RIVER	5	STBG	\$4,368,000	\$4,368,000	\$3,494,400	\$873,600
2025	608195	Old Colony	Easton	EASTON- CORRIDOR IMPROVEMENTS ON ROUTE 138 INCLUDING INTERSECTION IMPROVEMENTS AT ROUTE 138 (WASHINGTON STREET) AND ELM STREET	5	STBG	\$7,181,554	\$7,181,554	\$5,745,243	\$1,436,311

FFY 2024-2028 OLD COLONY TRANSPORTATION IMPROVEMENT PROGRAM (TIP)



STIP Investments Report 2026 Old Colony Region

STIP: 2024 - 2028 (D)

Year	MassDOT Project ID	MPO	Municipality	MassDOT Project Description	District	Funding Source	Adjusted TFPC	Total Programmed Funds	Federal Funds	Non-Federal Funds
Federal Fiscal Year 2026								\$11,824,715	\$9,864,772	\$1,959,943
Section 1A / Regionally Prioritized Projects								\$7,774,715	\$6,219,772	\$1,554,943
Intersection Improvements								\$7,774,715	\$6,219,772	\$1,554,943
2026	606002	Old Colony	Multiple	KINGSTON- DUXBURY- INTERSECTION IMPROVEMENTS AT ROUTE 3 RAMP (NB/SB) AND ROUTE 3A (TREMONT STREET)	5	STBG	\$2,592,000	\$2,592,000	\$2,073,600	\$518,400
2026	608195	Old Colony	Easton	EASTON- CORRIDOR IMPROVEMENTS ON ROUTE 138 INCLUDING INTERSECTION IMPROVEMENTS AT ROUTE 138 (WASHINGTON STREET) AND ELM STREET	5	STBG	\$7,181,554	\$0	\$0	\$0
2026	609440	Old Colony	Abington	ABINGTON- INTERSECTION IMPROVEMENTS AT HANCOCK STREET AND CHESTNUT STREET	5	STBG	\$5,182,715	\$5,182,715	\$4,146,172	\$1,036,543
Roadway Reconstruction								\$0	\$0	\$0
2026	608506	Old Colony	Hanson	HANSON- CORRIDOR IMPROVEMENTS ON ROUTE 14 (MAQUAN STREET), FROM THE PEMBROKE T.L. TO INDIAN HEAD STREET AND RELATED WORK	5	STBG	\$11,548,342	\$0	\$0	\$0
Section 2B / State Prioritized Modernization Projects								\$4,050,000	\$3,645,000	\$405,000
Intersection Improvements								\$4,050,000	\$3,645,000	\$405,000
2026	611979	Old Colony	Avon	AVON- INTERSECTION IMPROVEMENTS AT ROUTE 28, SPRING STREET AND HARRISON BOULEVARD	5	HSIP	\$4,050,000	\$4,050,000	\$3,645,000	\$405,000

FFY 2024-2028 OLD COLONY TRANSPORTATION IMPROVEMENT PROGRAM (TIP)



STIP Investments Report 2027 Old Colony Region

STIP: 2024 - 2028 (D)

Year	MassDOT Project ID	MPO	Municipality	MassDOT Project Description	District	Funding Source	Adjusted TFPC	Total Programmed Funds	Federal Funds	Non-Federal Funds
Federal Fiscal Year 2027								\$94,357,362	\$82,137,979	\$12,219,383
Section 1A / Regionally Prioritized Projects								\$15,789,362	\$13,055,592	\$2,733,770
Roadway Reconstruction										
2027	608506	Old Colony	Hanson	HANSON- CORRIDOR IMPROVEMENTS ON ROUTE 14 (MAQUAN STREET), FROM THE PEMBROKE T.L. TO INDIAN HEAD STREET AND RELATED WORK	5	STBG	\$11,548,342	\$11,548,342	\$9,238,674	\$2,309,668
2027	612525	Old Colony	Abington	ABINGTON- INTERSECTION IMPROVEMENTS, RANDOLPH STREET AND RICHARD A FITTS DRIVE (ROUTE 139) AT CHESTNUT STREET AND OLD RANDOLPH STREET	5	HSIP	\$4,241,020	\$4,241,020	\$3,816,918	\$424,102
Section 1B / Earmark or Discretionary Grant Funded Projects								\$31,139,937	\$31,139,937	\$0
Bridge Off-system Local NB										
2027	612006	Old Colony	Duxbury	DUXBURY- BRIDGE REPLACEMENT, D-14-003 (438), POWDER POINT AVENUE OVER DUXBURY BAY	5	BROFF	\$78,568,000	\$31,139,937	\$31,139,937	\$0
Section 2A / State Prioritized Reliability Projects								\$47,428,063	\$37,942,450	\$9,485,613
Bridge Off-system										
2027	612006	Old Colony	Duxbury	DUXBURY- BRIDGE REPLACEMENT, D-14-003 (438), POWDER POINT AVENUE OVER DUXBURY BAY	5	STBG-BR-Of	\$78,568,000	\$47,428,063	\$37,942,450	\$9,485,613

FFY 2024-2028 OLD COLONY TRANSPORTATION IMPROVEMENT PROGRAM (TIP)



STIP Investments Report 2028 Old Colony Region

STIP: 2024 - 2028 (D)

Year	MassDOT Project ID	MPO	Municipality	MassDOT Project Description	District	Funding Source	Adjusted TFPC	Total Programmed Funds	Federal Funds	Non-Federal Funds
Federal Fiscal Year 2028								\$39,552,520	\$32,533,711	\$7,018,809
Section 1A / Regionally Prioritized Projects								\$15,801,491	\$12,641,193	\$3,160,298
Intersection Improvements								\$15,801,491	\$12,641,193	\$3,160,298
2028	612262	Old Colony	Brockton	BROCKTON- INTERSECTION IMPROVEMENTS AT ROUTE 123 (BELMONT STREET), PEARL STREET AND STONEHILL STREET	5	STBG	\$8,659,835	\$8,659,835	\$6,927,868	\$1,731,967
2028	S12817	Old Colony		HANOVER- CORRIDOR IMPROVEMENTS ON ROUTE 139 (HANOVER STREET) AT MAIN STREET, CENTER STREET AND SILVER STREET		STBG	\$6,156,600	\$7,141,656	\$5,713,325	\$1,428,331
Section 2A / State Prioritized Reliability Projects								\$17,502,080	\$14,268,464	\$3,233,616
Bridge Off-system								\$14,834,080	\$11,867,264	\$2,966,816
2028	608615	Old Colony	Kingston	KINGSTON- BRIDGE REPLACEMENT, K-01-014, SMITHS LANE OVER ROUTE 3 (PILGRIM HIGHWAY)	5	STBG-BR-Of#	\$14,834,080	\$14,834,080	\$11,867,264	\$2,966,816
Safety Improvements								\$2,668,000	\$2,401,200	\$266,800
2028	611981	Old Colony	Stoughton	STOUGHTON- INTERSECTION IMPROVEMENTS AT CANTON STREET (ROUTE 27), SCHOOL STREET AND SUMMER STREET	5	HSIP	\$2,668,000	\$2,668,000	\$2,401,200	\$266,800
Section 2B / State Prioritized Modernization Projects								\$6,248,949	\$5,624,054	\$624,895
Intersection Improvements								\$6,248,949	\$5,624,054	\$624,895
2028	612770	Old Colony	Abington	ABINGTON- INTERSECTION IMPROVEMENTS AT ROUTE 18 (BEDFORD STREET) AND ROUTE 123(BROCKTON AVENUE)	5	HSIP	\$6,248,949	\$6,248,949	\$5,624,054	\$624,895

FFY 2024-2028 OLD COLONY TRANSPORTATION IMPROVEMENT PROGRAM (TIP)

STIP Investments Report Program Activity: Transit, 2024 Brockton Area Transit



STIP: 2024 - 2028 (D)										
Year	MassDOT Project ID	Municipality	Program	MassDOT Project Description	Funding Source	Total Project Cost	Total Programmed Funds	Federal Funds	State Funds	Other Funds
Federal Fiscal Year 2024							\$9,125,000	\$4,930,000	\$4,195,000	
Brockton Area Transit							\$9,125,000	\$4,930,000	\$4,195,000	
2024	RTD0011335		RTA Facility & Vehicle Maintenance	BAT - BUY ASSOC CAP MAINT ITEMS	5307	\$50,000	\$40,000	\$40,000		
2024	RTD0011335		RTA Facility & Vehicle Maintenance	BAT - BUY ASSOC CAP MAINT ITEMS	RTACAP	\$50,000	\$10,000		\$10,000	
2024	RTD0011336		RTA Facility & Vehicle Maintenance	BAT - REHAB RENOVATE-MAINTENANCE FACILITY	5307	\$300,000	\$240,000	\$240,000		
2024	RTD0011336		RTA Facility & Vehicle Maintenance	BAT - REHAB RENOVATE-MAINTENANCE FACILITY	RTACAP	\$300,000	\$60,000		\$60,000	
2024	RTD0011337		RTA Facility & Vehicle Maintenance	BAT - TERMINAL, INTERMODAL (TRANSIT)	5307	\$150,000	\$120,000	\$120,000		
2024	RTD0011337		RTA Facility & Vehicle Maintenance	BAT - TERMINAL, INTERMODAL (TRANSIT)	RTACAP	\$150,000	\$30,000		\$30,000	
2024	RTD0011339		RTA Facility & Vehicle Maintenance	BAT - ACQUIRE MISC SUPPORT EQUIPMENT	5307	\$175,000	\$140,000	\$140,000		
2024	RTD0011339		RTA Facility & Vehicle Maintenance	BAT - ACQUIRE MISC SUPPORT EQUIPMENT	RTACAP	\$175,000	\$35,000		\$35,000	
2024	RTD0011340		RTA Vehicle Replacement	BAT - ACQUIRE SUPPORT VEHICLE (2)	5307	\$175,000	\$140,000	\$140,000		
2024	RTD0011340		RTA Vehicle Replacement	BAT - ACQUIRE SUPPORT VEHICLE (2)	RTACAP	\$175,000	\$35,000		\$35,000	
2024	RTD0011341		RTA Facility & Vehicle Maintenance	BAT - VEH OVERHAUL (4)	5307	\$1,200,000	\$600,000	\$600,000		
2024	RTD0011341		RTA Facility & Vehicle Maintenance	BAT - VEH OVERHAUL (4)	RTACAP	\$1,200,000	\$600,000		\$600,000	
2024	RTD0011342		RTA Facility & Vehicle Maintenance	BAT - PURCHASE BUS SHELTERS	5307	\$300,000	\$240,000	\$240,000		
2024	RTD0011342		RTA Facility & Vehicle Maintenance	BAT - PURCHASE BUS SHELTERS	RTACAP	\$300,000	\$60,000		\$60,000	
2024	RTD0011363		RTA Fleet Upgrades	BAT - BUY REPLACEMENT 35-FT BUS ELECTRIC (5)	5307	\$5,400,000	\$2,700,000	\$2,700,000		
2024	RTD0011363		RTA Fleet Upgrades	BAT - BUY REPLACEMENT 35-FT BUS ELECTRIC (5)	RTACAP	\$5,400,000	\$2,700,000		\$2,700,000	
2024	RTD0011365		RTA Fleet Upgrades	BAT - PURCHASE MISC ELEC/POWER EQUIP	OF	\$1,300,000	\$650,000	\$650,000		
2024	RTD0011365		RTA Fleet Upgrades	BAT - PURCHASE MISC ELEC/POWER EQUIP	RTACAP	\$1,300,000	\$650,000		\$650,000	
2024	T00117		RTA Facility & Vehicle Maintenance	BAT - Acquire Shop Equipment	5307	\$75,000	\$60,000	\$60,000		
2024	T00117		RTA Facility & Vehicle Maintenance	BAT - Acquire Shop Equipment	RTACAP	\$75,000	\$15,000		\$15,000	

FFY 2024-2028 OLD COLONY TRANSPORTATION IMPROVEMENT PROGRAM (TIP)

STIP Investments Report
Program Activity: Transit, 2025 Brockton Area Transit



STIP: 2024 - 2028 (D)										
Year	MassDOT Project ID	Municipality	Program	MassDOT Project Description	Funding Source	Total Project Cost	Total Programmed Funds	Federal Funds	State Funds	Other Funds
Federal Fiscal Year 2025							\$4,250,000	\$2,560,000	\$1,690,000	
Brockton Area Transit							\$4,250,000	\$2,560,000	\$1,690,000	
2025	RTD0011343		RTA Facility & Vehicle Maintenance	BAT - BUY ASSOC CAP MAINT ITEMS	5307	\$50,000	\$40,000	\$40,000		
2025	RTD0011343		RTA Facility & Vehicle Maintenance	BAT - BUY ASSOC CAP MAINT ITEMS	RTACAP	\$50,000	\$10,000		\$10,000	
2025	RTD0011344		RTA Facility & Vehicle Maintenance	BAT - ACQUIRE MISC SUPPORT EQUIPMENT	5307	\$200,000	\$160,000	\$160,000		
2025	RTD0011344		RTA Facility & Vehicle Maintenance	BAT - ACQUIRE MISC SUPPORT EQUIPMENT	RTACAP	\$200,000	\$40,000		\$40,000	
2025	RTD0011345		RTA Facility & Vehicle Maintenance	BAT - VEH OVERHAUL (4)	5307	\$1,300,000	\$650,000	\$650,000		
2025	RTD0011345		RTA Facility & Vehicle Maintenance	BAT - VEH OVERHAUL (4)	RTACAP	\$1,300,000	\$650,000		\$650,000	
2025	RTD0011346		RTA Facility & Vehicle Maintenance	BAT - REHAB RENOVATE MAINTENANCE FACILITY	5307	\$50,000	\$40,000	\$40,000		
2025	RTD0011346		RTA Facility & Vehicle Maintenance	BAT - REHAB RENOVATE MAINTENANCE FACILITY	RTACAP	\$50,000	\$10,000		\$10,000	
2025	RTD0011347		RTA Vehicle Replacement	BAT - ACQUIRE SUPPORT VEHICLES (2)	5307	\$150,000	\$120,000	\$120,000		
2025	RTD0011347		RTA Vehicle Replacement	BAT - ACQUIRE SUPPORT VEHICLES (2)	RTACAP	\$150,000	\$30,000		\$30,000	
2025	RTD0011348		RTA Facility & Vehicle Maintenance	BAT - TERMINAL, INTERMODAL	5307	\$1,000,000	\$800,000	\$800,000		
2025	RTD0011348		RTA Facility & Vehicle Maintenance	BAT - TERMINAL, INTERMODAL	RTACAP	\$1,000,000	\$200,000		\$200,000	
2025	T00118		RTA Facility & System Modernization	BAT - PURCHASE MISC ELEC/POWER EQUIP	5307	\$1,500,000	\$750,000	\$750,000		
2025	T00118		RTA Facility & System Modernization	BAT - PURCHASE MISC ELEC/POWER EQUIP	RTACAP	\$1,500,000	\$750,000		\$750,000	

FFY 2024-2028 OLD COLONY TRANSPORTATION IMPROVEMENT PROGRAM (TIP)

STIP Investments Report
Program Activity: Transit, 2026 Brockton Area Transit



STIP: 2024 - 2028 (D)

Year	MassDOT Project ID	Municipality	Program	MassDOT Project Description	Funding Source	Total Project Cost	Total Programmed Funds	Federal Funds	State Funds	Other Funds
Federal Fiscal Year 2026							\$8,385,000	\$4,458,000	\$3,927,000	
Brockton Area Transit							\$8,385,000	\$4,458,000	\$3,927,000	
2026	RTD0011349		RTA Facility & Vehicle Maintenance	BAT - REHAB RENOVATE YARDS AND SHOPS	5307	\$500,000	\$400,000	\$400,000		
2026	RTD0011349		RTA Facility & Vehicle Maintenance	BAT - REHAB RENOVATE YARDS AND SHOPS	RTACAP	\$500,000	\$100,000		\$100,000	
2026	RTD0011350		RTA Facility & Vehicle Maintenance	BAT - ACQUIRE MISC SUPPORT EQUIPMENT	5307	\$175,000	\$140,000	\$140,000		
2026	RTD0011350		RTA Facility & Vehicle Maintenance	BAT - ACQUIRE MISC SUPPORT EQUIPMENT	RTACAP	\$175,000	\$35,000		\$35,000	
2026	RTD0011351		RTA Vehicle Replacement	BAT - ACQUIRE SUPPORT VEHICLE (1)	5307	\$60,000	\$48,000	\$48,000		
2026	RTD0011351		RTA Vehicle Replacement	BAT - ACQUIRE SUPPORT VEHICLE (1)	RTACAP	\$60,000	\$12,000		\$12,000	
2026	RTD0011352		RTA Facility & Vehicle Maintenance	BAT - BUY ASSOC CAP MAINT ITEMS	5307	\$50,000	\$40,000	\$40,000		
2026	RTD0011352		RTA Facility & Vehicle Maintenance	BAT - BUY ASSOC CAP MAINT ITEMS	RTACAP	\$50,000	\$10,000		\$10,000	
2026	RTD0011353		RTA Facility & Vehicle Maintenance	BAT - REHAB RENOVATE MAINTENANCE FACILITY	5307	\$50,000	\$40,000	\$40,000		
2026	RTD0011353		RTA Facility & Vehicle Maintenance	BAT - REHAB RENOVATE MAINTENANCE FACILITY	RTACAP	\$50,000	\$10,000		\$10,000	
2026	RTD0011354		RTA Facility & Vehicle Maintenance	BAT - TERMINAL, INTERMODAL	5307	\$50,000	\$40,000	\$40,000		
2026	RTD0011354		RTA Facility & Vehicle Maintenance	BAT - TERMINAL, INTERMODAL	RTACAP	\$50,000	\$10,000		\$10,000	
2026	RTD0011366		RTA Fleet Upgrades	BAT - BUY REPLACEMENT 40-FT BUS ELECTRIC (5)	OF	\$6,100,000	\$3,050,000	\$3,050,000		
2026	RTD0011366		RTA Fleet Upgrades	BAT - BUY REPLACEMENT 40-FT BUS ELECTRIC (5)	RTACAP	\$6,100,000	\$3,050,000		\$3,050,000	
2026	RTD0011367		RTA Fleet Upgrades	BAT - PURCHASE MISC ELEC/POWER EQUIP	OF	\$1,400,000	\$700,000	\$700,000		
2026	RTD0011367		RTA Fleet Upgrades	BAT - PURCHASE MISC ELEC/POWER EQUIP	RTACAP	\$1,400,000	\$700,000		\$700,000	

FFY 2024-2028 OLD COLONY TRANSPORTATION IMPROVEMENT PROGRAM (TIP)

STIP Investments Report
Program Activity: Transit, 2027 Brockton Area Transit



STIP: 2024 - 2028 (D)										
Year	MassDOT Project ID	Municipality	Program	MassDOT Project Description	Funding Source	Total Project Cost	Total Programmed Funds	Federal Funds	State Funds	Other Funds
Federal Fiscal Year 2027							\$11,525,000	\$5,950,000	\$5,575,000	
Brockton Area Transit							\$11,525,000	\$5,950,000	\$5,575,000	
2027	RTD0011355		RTA Facility & Vehicle Maintenance	BAT - BUY ASSOC CAP MAINT ITEMS	5307	\$50,000	\$40,000	\$40,000		
2027	RTD0011355		RTA Facility & Vehicle Maintenance	BAT - BUY ASSOC CAP MAINT ITEMS	RTACAP	\$50,000	\$10,000		\$10,000	
2027	RTD0011356		RTA Facility & Vehicle Maintenance	BAT - REHAB RENOVATE MAINTENANCE FACILITY	5307	\$50,000	\$40,000	\$40,000		
2027	RTD0011356		RTA Facility & Vehicle Maintenance	BAT - REHAB RENOVATE MAINTENANCE FACILITY	RTACAP	\$50,000	\$10,000		\$10,000	
2027	RTD0011357		RTA Facility & Vehicle Maintenance	BAT - TERMINAL, INTERMODAL	5307	\$300,000	\$240,000	\$240,000		
2027	RTD0011357		RTA Facility & Vehicle Maintenance	BAT - TERMINAL, INTERMODAL	RTACAP	\$300,000	\$60,000		\$60,000	
2027	RTD0011358		RTA Facility & Vehicle Maintenance	BAT - ACQUIRE MISC SUPPORT EQUIPMENT	5307	\$100,000	\$80,000	\$80,000		
2027	RTD0011358		RTA Facility & Vehicle Maintenance	BAT - ACQUIRE MISC SUPPORT EQUIPMENT	RTACAP	\$100,000	\$20,000		\$20,000	
2027	RTD0011359		RTA Facility & Vehicle Maintenance	BAT - REHAB RENOVATE - BUS PARK & RIDE LOT	5307	\$50,000	\$40,000	\$40,000		
2027	RTD0011359		RTA Facility & Vehicle Maintenance	BAT - REHAB RENOVATE - BUS PARK & RIDE LOT	RTACAP	\$50,000	\$10,000		\$10,000	
2027	RTD0011360		RTA Facility & Vehicle Maintenance	BAT - PURCHASE MISC COMMUNICATIONS EQUIP SYSTEMS	5307	\$75,000	\$60,000	\$60,000		
2027	RTD0011360		RTA Facility & Vehicle Maintenance	BAT - PURCHASE MISC COMMUNICATIONS EQUIP SYSTEMS	RTACAP	\$75,000	\$15,000		\$15,000	
2027	T00001		Operating	BAT - OPERATING ASSISTANCE	5307	\$5,000,000	\$2,500,000	\$2,500,000		
2027	T00001		Operating	BAT - OPERATING ASSISTANCE	SCA	\$5,000,000	\$2,500,000		\$2,500,000	
2027	T00119		RTA Facility & System Modernization	BAT - ACQUIRE STATIONARY FARE COLLECTION EQUIP	5307	\$2,000,000	\$1,000,000	\$1,000,000		
2027	T00119		RTA Facility & System Modernization	BAT - ACQUIRE STATIONARY FARE COLLECTION EQUIP	RTACAP	\$2,000,000	\$1,000,000		\$1,000,000	
2027	T00120		RTA Facility & System Modernization	BAT - Acquire Misc. Elec/Power Equip	5307	\$1,400,000	\$700,000	\$700,000		
2027	T00120		RTA Facility & System Modernization	BAT - Acquire Misc. Elec/Power Equip	RTACAP	\$1,400,000	\$700,000		\$700,000	
2027	T00121		RTA Vehicle Replacement	BAT - BUY REPLACEMENT 40-FT BUS ELECTRIC (2)	5307	\$2,500,000	\$1,250,000	\$1,250,000		
2027	T00121		RTA Vehicle Replacement	BAT - BUY REPLACEMENT 40-FT BUS ELECTRIC (2)	RTACAP	\$2,500,000	\$1,250,000		\$1,250,000	

FFY 2024-2028 OLD COLONY TRANSPORTATION IMPROVEMENT PROGRAM (TIP)

STIP Investments Report
Program Activity: Transit, 2028 Brockton Area Transit



STIP: 2024 - 2028 (D)

Year	MassDOT Project ID	Municipality	Program	MassDOT Project Description	Funding Source	Total Project Cost	Total Programmed Funds	Federal Funds	State Funds	Other Funds	
Federal Fiscal Year 2028							\$8,350,000	\$4,340,000	\$4,010,000		
Brockton Area Transit							\$8,350,000	\$4,340,000	\$4,010,000		
2028	T00122		RTA Facility & Vehicle Maintenance	BAT - BUY ASSOC CAP MAINT ITEMS	5307	\$50,000	\$40,000	\$40,000			
2028	T00122		RTA Facility & Vehicle Maintenance	BAT - BUY ASSOC CAP MAINT ITEMS	RTACAP	\$50,000	\$10,000		\$10,000		
2028	T00123		RTA Facility & Vehicle Maintenance	BAT - REHAB RENOVATE MAINTENANCE FACILITY	5307	\$50,000	\$40,000	\$40,000			
2028	T00123		RTA Facility & Vehicle Maintenance	BAT - REHAB RENOVATE MAINTENANCE FACILITY	RTACAP	\$50,000	\$10,000		\$10,000		
2028	T00124		RTA Facility & Vehicle Maintenance	BAT - TERMINAL, INTERMODAL	5307	\$300,000	\$240,000	\$240,000			
2028	T00124		RTA Facility & Vehicle Maintenance	BAT - TERMINAL, INTERMODAL	RTACAP	\$300,000	\$60,000		\$60,000		
2028	T00125		RTA Facility & Vehicle Maintenance	BAT - ACQUIRE MISC SUPPORT EQUIPMENT	5307	\$100,000	\$80,000	\$80,000			
2028	T00125		RTA Facility & Vehicle Maintenance	BAT - ACQUIRE MISC SUPPORT EQUIPMENT	RTACAP	\$100,000	\$20,000		\$20,000		
2028	T00126		RTA Facility & Vehicle Maintenance	BAT - TERMINAL, INTERMODAL (TRANSIT)	5307	\$300,000	\$40,000	\$40,000			
2028	T00126		RTA Facility & Vehicle Maintenance	BAT - TERMINAL, INTERMODAL (TRANSIT)	RTACAP	\$300,000	\$10,000		\$10,000		
2028	T00127		Operating	BAT- OPERATING ASSISTANCE	5307	\$7,800,000	\$3,900,000	\$3,900,000			
2028	T00127		Operating	BAT- OPERATING ASSISTANCE	SCA	\$7,800,000	\$3,900,000		\$3,900,000		

3.6 Air Quality Conformity Documentation

This section documents the latest air quality conformity determination for the 1997 ozone National Ambient Air Quality Standards (NAAQS) in the Old Colony Region. It covers the applicable conformity requirements according to the latest regulations, regional designation status, legal considerations, and federal guidance. Further details and background information are provided below:

Introduction

The 1990 Clean Air Act Amendments (CAAA) require metropolitan planning organizations within nonattainment and maintenance areas to perform air quality conformity determinations prior to the approval of Long Range Transportation Plans (LRTPs) and Transportation Improvement Programs (TIPs), and at such other times as required by regulation. Clean Air Act (CAA) section 176(c) (42 U.S.C. 7506(c)) requires that federally funded or approved highway and transit activities are consistent with (“conform to”) the purpose of the State Implementation Plan (SIP). Conformity to the purpose of the SIP means that means Federal Highway Administration (FHWA) and Federal Transit Administration (FTA) funding and approvals are given to highway and transit activities that will not cause or contribute to new air quality violations, worsen existing violations, or delay timely attainment of the relevant NAAQS or any interim milestones (42 U.S.C. 7506(c)(1)). The U.S. Environmental Protection Agency (EPA) transportation conformity rules establish the criteria and procedures for determining whether metropolitan transportation plans, transportation improvement programs (TIPs), and federally supported highway and transit projects conform to the SIP (40 CFR Parts 51.390 and 93).

A nonattainment area is one that the EPA has designated as not meeting certain air quality standards. A maintenance area is a nonattainment area that now meets the standards and has been re-designated as maintaining the standard. A conformity determination is a demonstration that plans, programs, and projects are consistent with the State Implementation Plan (SIP) for attaining air quality standards. The CAAA requirement to perform a conformity determination ensures that federal approval and funding go to transportation activities that are consistent with air quality goals.

Legislative and Regulatory Background

The entire Commonwealth of Massachusetts was previously classified as nonattainment for ozone and was divided into two nonattainment areas. The Eastern Massachusetts ozone nonattainment area included Barnstable, Bristol, Dukes, Essex, Middlesex, Nantucket, Norfolk, Plymouth, Suffolk, and Worcester counties. Berkshire, Franklin, Hampden, and Hampshire counties comprised the Western Massachusetts ozone nonattainment area. With these classifications, the 1990 Clean Air Act Amendments (CAAA) required the Commonwealth to reduce its emissions of volatile organic compounds (VOCs) and nitrogen oxides (NOx), the two major precursors to ozone formation to achieve attainment of the ozone standard.

The 1970 Clean Air Act defined a one-hour national ambient air quality standard (NAAQS) for ground-level ozone. The 1990 CAAA further classified degrees of nonattainment of the one-hour standard based on the severity of the monitored levels of the pollutant. The entire commonwealth of Massachusetts was classified as being in serious nonattainment for the one-hour ozone standard, with a required attainment date of 1999. The attainment date was later extended, first to 2003 and a second time to 2007.

FFY 2024-2028 OLD COLONY TRANSPORTATION IMPROVEMENT PROGRAM (TIP)

In 1997, the EPA proposed a new, eight-hour ozone standard that replaced the one-hour standard, effective June 15, 2005. Scientific information has shown that ozone could affect human health at lower levels, and over longer exposure times than one hour. The new standard was challenged in court, and after a lengthy legal battle, the courts upheld it. It was finalized in June 2004. The eight-hour standard is 0.08 parts per million, averaged over eight hours and not to be exceeded more than once per year. Nonattainment areas were again further classified based on the severity of the eight-hour values. Massachusetts as a whole was classified as being in moderate nonattainment for the eight-hour standard and was separated into two nonattainment areas: Eastern Massachusetts and Western Massachusetts.

In March 2008, EPA published revisions to the eight-hour ozone NAAQS establishing a level of 0.075 ppm, (March 27, 2008; 73 FR 16483). In 2009, EPA announced it would reconsider this standard because it fell outside of the range recommended by the Clean Air Scientific Advisory Committee. However, EPA did not take final action on the reconsideration so the standard would remain at 0.075 ppm.

After reviewing data from Massachusetts monitoring stations, EPA sent a letter on December 16, 2011, proposing that only Dukes County would be designated as nonattainment for the new proposed 0.075 ozone standard. Massachusetts concurred with these findings.

On May 21, 2012, (77 FR 30088), the final rule was published in the Federal Register, defining the 2008 NAAQS at 0.075 ppm, the standard that was promulgated in March 2008. A second rule published on May 21, 2012 (77 FR 30160), revoked the 1997 ozone NAAQS to occur one year after the July 20, 2012, effective date of the 2008 NAAQS.

Also on May 21, 2012, the air quality designations areas for the 2008 NAAQS were published in the Federal Register. In this Federal Register, the only area in Massachusetts that was designated as nonattainment is Dukes County. All other Massachusetts counties were designated as attainment/unclassified for the 2008 standard. On March 6, 2015, (80 FR 12264, effective April 6, 2015) EPA published the Final Rulemaking, "Implementation of the 2008 National Ambient Air Quality Standards (NAAQS) for Ozone: State Implementation Plan Requirements; Final Rule." This rulemaking confirmed the removal of transportation conformity to the 1997 Ozone NAAQS and the replacement with the 2008 Ozone NAAQS, which (with actually a stricter level of allowable ozone concentration than the 1997 standards) classified Massachusetts as "Attainment/unclassifiable" (except for Dukes County).

However, on February 16, 2018, the United States Court of Appeals for the District of Columbia Circuit in *South Coast Air Quality Mgmt. District v. EPA* ("South Coast II," 882 F.3d 1138) held that transportation conformity determinations must be made in areas that were either nonattainment or maintenance for the 1997 ozone NAAQS and attainment for the 2008 ozone NAAQS when the 1997 ozone NAAQS was revoked. Conformity determinations are required in these areas after February 16, 2019. On November 29, 2018, EPA issued *Transportation Conformity Guidance for the South Coast II Court Decision* (EPA-420-B-18-050, November 2018) that addresses how transportation conformity determinations can be made in these areas. According to the guidance, both Eastern and Western Massachusetts, along with several other areas across the country, are now defined as "orphan nonattainment areas" - areas that were designated as nonattainment for the 1997 ozone NAAQS at the time of its revocation (80 FR 12264, March 6, 2015) and were designated attainment for the 2008 ozone NAAQS in EPA's original designations rule for this NAAQS (77 FR 30160, May 21, 2012).

Current Conformity Determination

After February 16, 2019, as a result of the court ruling and the subsequent federal guidance, transportation conformity for the 1997 NAAQS - intended as an “anti-backsliding” measure - now applies to both of Massachusetts’ orphan areas. Therefore, a conformity determination was made for the 1997 ozone NAAQS on the 2020-2040 Long Range Transportation Plans. This conformity determination was finalized in July 2019 following each MPO’s previous endorsement of their long-range transportation plan, and approved by the Massachusetts Divisions of FHWA and FTA on October 15, 2019. This conformity determination continues to be valid for the Old Colony FFY 2024-2028 Transportation Improvement Program, and Massachusetts’ FFY 2024-2028 STIP, as each is developed from the conforming 2020-2040 Long Range Transportation Plans.

The transportation conformity regulation at 40 CFR 93.109 sets forth the criteria and procedures for determining conformity. The conformity criteria for TIPs and LRTPs include latest planning assumptions (93.110), latest emissions model (93.111), consultation (93.112), transportation control measures (93.113(b) and (c), and emissions budget and/or interim emissions (93.118 and/or 93.119).

For the 1997 ozone NAAQS areas, transportation conformity for TIPs and RTPs for the 1997 ozone NAAQS can be demonstrated without a regional emissions analysis, per 40 CFR 93.109(c). This provision states that the regional emissions analysis requirement applies one year after the effective date of EPA’s nonattainment designation for a NAAQS and until the effective date of revocation of such NAAQS for an area. The 1997 ozone NAAQS revocation was effective on April 6, 2015, and the *South Coast II* court upheld the revocation. As no regional emission analysis is required for this conformity determination, there is no requirement to use the latest emissions model, or budget or interim emissions tests.

Therefore, transportation conformity for the 1997 ozone NAAQS for the Old Colony FFY 2024-2028 Transportation Improvement Program and 2020-2040 Long Range Transportation Plans can be demonstrated by showing that remaining requirements in Table 1 in 40 CFR 93.109 have been met. These requirements, which are laid out in Section 2.4 of EPA’s guidance and addressed below, include:

- Latest planning assumptions (93.110)
- Consultation (93.112)
- Transportation Control Measures (93.113)
- Fiscal Constraint (93.108)

Latest Planning Assumptions:

The use of latest planning assumptions in 40 CFR 93.110 of the conformity rule generally apply to regional emissions analysis. In the 1997 ozone NAAQS areas, the use of latest planning assumptions requirement applies to assumptions about transportation control measures (TCMs) in an approved SIP (See following section on Timely Implementation of TCMs).

Consultation:

The consultation requirements in 40 CFR 93.112 were addressed both for interagency consultation and public consultation. Interagency consultation was conducted with FHWA, FTA, US EPA Region 1, MassDEP, and the Massachusetts MPOs on March 6, 2019, to discuss the latest conformity-related court rulings and

FFY 2024-2028 OLD COLONY TRANSPORTATION IMPROVEMENT PROGRAM (TIP)

resulting federal guidance. Regular and recurring interagency consultations have been held since on an (at least) annual schedule, with the most recent conformity consultation held on April 27, 2022. This ongoing consultation is conducted in accordance with the following:

- Massachusetts' Air Pollution Control Regulations 310 CMR 60.03 "Conformity to the State Implementation Plan of Transportation Plans, Programs, and Projects Developed, Funded or Approved Under Title 23 USC or the Federal Transit Act"
- The Commonwealth of Massachusetts Memorandum of Understanding among the Massachusetts Department of Transportation, Massachusetts Department of Environmental Protection, Massachusetts Metropolitan Planning Organizations, and Regional Transit Authorities, titled The Conduct of Air Quality Planning and Coordination for Transportation Conformity (dated September 16, 2019)

Public consultation was conducted consistent with planning rule requirements in 23 CFR 450.

Title 23 CFR Section 450.324 and 310 CMR 60.03(6)(h) requires that the development of the TIP, LRTP, and related certification documents provide an adequate opportunity for public review and comment. Section 450.316(b) also establishes the outline for MPO public participation programs. The Old Colony MPO's Public Participation Plan was formally adopted in 2021. The Public Participation Plan ensures that the public will have access to the TIP and LRTP and all supporting documentation, provides for public notification of the availability of the TIP and LRTP and the public's right to review the document and comment thereon, and provides a 21-day public review and comment period prior to the adoption of the TIP and LRTP and related certification documents. For more information, the Old Colony Public Participation Plan is available here: https://oldcolonyplanning.org/wp-content/uploads/2022/12/Old_Colony_MPO_2020-2040_Long_Range_Transportation_Plan.pdf?ver

The public comment period for this conformity determination commenced on April 19, 2022. During the 21-day public comment period, any comments received were incorporated into this Plan. This allowed ample opportunity for public comment and MPO review of the draft document. The public comment period closed on May 16, 2022 and subsequently, the Old Colony MPO endorsed this air quality conformity determination on May 17, 2022. These procedures comply with the associated federal requirements.

Timely Implementation of Transportation Control Measures:

Transportation Control Measures (TCMs) have been required in the SIP in revisions submitted to EPA in 1979 and 1982. All SIP TCMs have been accomplished through construction or through implementation of ongoing programs. All of the projects have been included in the Region's Transportation Plan (present or past) as recommended projects or projects requiring further study.

Fiscal Constraint:

Transportation conformity requirements in 40 CFR 93.108 state that TIPs and transportation plans and must be fiscally constrained consistent with U.S. DOT's metropolitan planning regulations at 23 CFR part 450. The Old Colony 2024-2028 Transportation Improvement Program and 2020-2040 Long Range Transportation Plan are fiscally constrained, as demonstrated in this document.

FFY 2024-2028 OLD COLONY TRANSPORTATION IMPROVEMENT PROGRAM (TIP)

In summary and based upon the entire process described above, the Old Colony MPO has prepared this conformity determination for the 1997 Ozone NAAQS in accordance with EPA's and Massachusetts' latest conformity regulations and guidance. This conformity determination process demonstrates that the FFY 2024-2028 Transportation Improvement Program and the 2020-2040 Long Range Transportation Plan meet the Clean Air Act and Transportation Conformity Rule requirements for the 1997 Ozone NAAQS, and have been prepared following all the guidelines and requirements of these rules during this time period.

Therefore, the implementation of the Old Colony MPO's FFY 2024-2028 Transportation Improvement Program and the 2020-2040 Long Range Transportation Plan are consistent with the air quality goals of, and in conformity with, the Massachusetts State Implementation Plan.

FFY 2024-2028 OLD COLONY TRANSPORTATION IMPROVEMENT PROGRAM (TIP)

APPENDICES

- A. FFY 2024-2028 OLD COLONY TIP ENDORSEMENT
- B. §450.336 - SELF CERTIFICATION COMPLIANCE STATEMENT - 3C PROCESS
- C. SELF-CERTIFICATION COMPLIANCE STATEMENT - 310 CMR 60.05: GLOBAL WARMING SOLUTIONS ACT REQUIREMENTS FOR THE TRANSPORTATION SECTOR AND MASSDOT
- D. GLOSSARY OF TERMS AND ACRONYMS
- E. PAVEMENT MANAGEMENT SYSTEM ANALYSIS
- F. OPERATIONS AND MAINTENANCE EXPENDITURES (STATEWIDE AND REGIONAL)
- G. FEDERAL REGIONAL FUNDING TARGETS AND STATEWIDE SUMMARIES
- H. TRANSPORTATION EVALUATION CRITERIA FORMS
- I. ANNUAL LISTING OF OBLIGATED PROJECTS
- J. COMPLETED HIGHWAY AND TRANSIT PROJECTS (2015 TO PRESENT); GREENHOUSE GAS (GHG) EMISSIONS ANALYSIS
- K. FFY 2024-2028 GREENHOUSE GAS (GHG) EMISSIONS ANALYSIS
- L. FFY 2024-2028 GATRA TRANSIT ELEMENT
- M. TWENTY-ONE (21) DAY PUBLIC REVIEW - NOTICE OF AVAILABILITY AND PUBLIC COMMENTS
- N. TIP PROJECT REVISION AND DEFINITION PROCEDURES, AND APPROVED ADJUSTMENTS, ADMINISTRATIVE MODIFICATIONS, AND AMENDMENTS

APPENDIX A - FFY 2024-2028 OLD COLONY TIP ENDORSEMENT


OLD COLONY METROPOLITAN PLANNING ORGANIZATION (MPO)

FFY 2024-2028 OLD COLONY TRANSPORTATION IMPROVEMENT PROGRAM (TIP)

ENDORSEMENT OF

FFY 2024-2028 OLD COLONY TRANSPORTATION IMPROVEMENT PROGRAM (TIP)

This is to certify that the Signatories of the Old Colony Metropolitan Planning Organization, at their Old Colony MPO meeting on May 16, 2023 hereby approve and endorse the FFY 2024-2028 Old Colony Transportation Improvement Program (TIP) in its entirety for the Old Colony Region, in accordance with the certified 3C Transportation Planning Process.

 _____ for

Gina Fiandaca, Secretary and CEO
Massachusetts Department of Transportation (MassDOT);
Chair, Old Colony Metropolitan Planning Organization (OCMPO)

May 16, 2023

Date

**APPENDIX B - §450.336 - SELF CERTIFICATION COMPLIANCE
STATEMENT - 3C PROCESS**

Certification of the Old Colony MPO Transportation Planning Process

The Old Colony Metropolitan Planning Organization certifies that its conduct of the metropolitan transportation planning process complies with all applicable requirements, which are listed below, and that this process includes activities to support the development and implementation of the Regional Long-Range Transportation Plan and Air Quality Conformity Determination, the Transportation Improvement Program and Air Quality Conformity Determination, and the Unified Planning Work Program.

1. 23 USC 134, 49 USC 5303, and this subpart.
2. Sections 174 and 176 (c) and (d) of the Clean Air Act, as amended (42 USC 7504, 7506 (c) and (d) and 40 CFR part 93 and for applicable State Implementation Plan projects.
3. Title VI of the Civil Rights Act of 1964, as amended (42 USC 2000d-1) and 49 CFR Part 21.
4. 49 USC 5332, prohibiting discrimination on the basis of race, color, creed, national origin, sex, or age in employment or business opportunity.
5. Section 1101 (b) of the Fast Act (Pub. L. 114-357) and 49 CFR Part 26 regarding the involvement of disadvantaged business enterprises in U.S. DOT-funded projects.
6. 23 CFR part 230, regarding implementation of an equal employment opportunity program on Federal and Federal-aid highway construction contracts.
7. The provisions of the US DOT and of the Americans with Disabilities Act of 1990 (42 USC 12101 et seq.) and 49 CFR Parts 27, 37, and 38.
8. The Older Americans Act, as amended (42 USC 6101), prohibiting discrimination on the basis of age in programs or activities receiving federal financial assistance.
9. Section 324 of Title 23 USC regarding the prohibition of discrimination based on gender.
10. Section 504 of the Rehabilitation Act of 1973 (29 USC 794) and 49 CFR Part 27 regarding discrimination against individuals with disabilities.
11. Anti-lobbying restrictions found in 49 CFR Part 20. No appropriated funds may be expended by a recipient to influence or attempt to influence an officer or employee of any agency, or a member of Congress, in connection with the awarding of any federal contract.



Gina Fiandaca, Secretary and Chief Executive Officer
Massachusetts Department of Transportation
Chair, Old Colony MPO

04/18/23

Date

**APPENDIX C - SELF-CERTIFICATION COMPLIANCE STATEMENT - 310
CMR 60.05: GLOBAL WARMING SOLUTIONS ACT REQUIREMENTS FOR
THE TRANSPORTATION SECTOR AND MASSDOT**

310 CMR 60.05: Global Warming Solutions Act Requirements for Transportation

This will certify that the Transportation Improvement Program and Air Quality Conformity Determination for the Old Colony Long Range Transportation Plan is in compliance with all applicable requirements in the State Regulation 310 CMR 60.05: Global Warming Solutions Act Requirements for Transportation. The regulation requires the MPO to:

1. 310 CMR 60.05(5)(a)1.: Evaluate and report the aggregate transportation GHG emissions impacts of RTPs and TIPs;
2. 310 CMR 60.05(5)(a)2.: In consultation with MassDOT, develop and utilize procedures to prioritize and select projects in RTPs and TIPs based on factors that include aggregate transportation GHG emissions impacts;
3. 310 CMR 60.05(5)(a)3.: Quantify net transportation GHG emissions impacts resulting from the projects in RTPs and TIPs and certify in a statement included with RTPs and TIPs pursuant to 23 CFR Part 450 that the MPO has made efforts to minimize aggregate transportation GHG emissions impacts;
4. 310 CMR 60.05(5)(a)4.: Determine in consultation with the RPA that the appropriate planning assumptions used for transportation GHG emissions modeling are consistent with local land use policies, or that local authorities have made documented and credible commitments to establishing such consistency;
5. 310 CMR 60.05(8)(a)2.a.: Develop RTPs and TIPs;
6. 310 CMR 60.05(8)(a)2.b.: Ensure that RPAs are using appropriate planning assumptions;
7. 310 CMR 60.05(8)(a)2.c.: Perform regional aggregate transportation GHG emissions impact analysis of RTPs and TIPs;
8. 310 CMR 60.05(8)(a)2.d.: Calculate aggregate transportation GHG emissions impacts for RTPs and TIPs;
9. 310 CMR 60.05(8)(a)2.e.: Develop public consultation procedures for aggregate transportation GHG emissions impact reporting and related GWSA requirements consistent with current and approved regional public participation plans;
10. 310 CMR 60.05(8)(c): Prior to making final endorsements on the RTPs, TIPs, STIPs, and projects included in these plans, MassDOT and the MPOs shall include the aggregate transportation GHG emission impact assessment in RTPs, TIPs, and STIPs and provide an opportunity for public review and comment on the RTPs, TIPs, and STIPs; and
11. 310 CMR 60.05(8)(a)1.c.: After a final GHG assessment has been made by MassDOT and the MPOs, MassDOT and the MPOs shall submit MPO-endorsed RTPs, TIPs, STIPs or projects within 30 days of endorsement to the Department for review of the GHG assessment.



Gina Fiandaca, Secretary and CEO
Massachusetts Department of Transportation (MassDOT);
Chair, Old Colony Metropolitan Planning Organization (OCMPO)

04/18/23

Date

APPENDIX D - GLOSSARY OF TERMS AND ACRONYMS

GLOSSARY OF TERMS AND ACRONYMS

List of Acronyms

3C:	Comprehensive, Cooperative, and Continuing Planning Process
ADA:	Americans with Disabilities Act
BAT:	Brockton Area Transit Authority
BIL:	Bipartisan Infrastructure Law
CAAA:	Clean Air Act Amendments of 1990
CIP:	Capital Investment Plan
CMAQ:	Congestion Mitigation and Air Quality Improvement Program
CMP:	Congestion Management Process
CTGP:	Community Transit Grant Program
DEP:	Department of Environmental Protection
EIR:	Environmental Impact Report
EJ:	Environmental Justice
ENF:	Environmental Notification Form
EPA:	Environmental Protection Agency
EV:	Electric Vehicle
FAST ACT:	Fixing America’s Surface Transportation Act
FHWA:	Federal Highway Administration
FTA:	Federal Transit Administration
GATRA:	Greater Attleboro-Taunton Regional Transit Authority
GHG:	Greenhouse Gases
GWSA:	Global Warming Solutions Act
HPMS:	Highway Performance Monitoring System
HSIP:	Highway Safety Improvement Program
IRI:	International Roughness Index
JTC:	Joint Transportation Committee
LAP:	Language Access Plan
LEP:	Limited English Proficient
LOS:	Level of Service
LRTP:	Long Range Transportation Plan
MCAD:	Massachusetts Commission Against Discrimination
MAP:	Mobility Assistance Program
MARPA:	Massachusetts Association of Regional Planning Agencies
MassDOT:	Massachusetts Department of Transportation
MBTA:	Massachusetts Bay Transportation Authority
MOU:	Memorandum of Understanding
MPO:	Metropolitan Planning Organization
NAAQS:	National Ambient Air Quality Standards
NBIS:	National Bridge Inventory Standards
NFA:	Non-Federal Aid

NFP:	National Freight Program
NHPP:	National Highway Performance Program
NHS:	National Highway System
NOx:	Nitrogen Oxides
O&M:	Operations and Maintenance
P&B:	Plymouth and Brockton Bus Company
PM1:	Safety Performance Measures
PM2:	System Preservation Performance Measures
PM3:	System Performance Measures (Congestion, Reliability, and Emissions)
PMS:	Pavement Management System
POP:	Programming of Projects
PPP:	Public Participation Plan
PRC:	Project Review Committee
PSI:	Pavement Serviceability Index
PTASP:	Public Transit Agency Safety Plan
SGR:	State of Good Repair
SIP:	State Implementation Plan
SMS:	Safety Management System
SOV:	Single Occupant Vehicle
SSCAC:	South Shore Community Action Council
STBG:	Surface Transportation Block Grant Program
TAM	Transit Asset Management
TAMP	Transportation Asset Management Plan
TAN:	Transportation Advisory Network
TAP:	Transportation Alternatives Program
TCM:	Transportation Control Measure
TEC:	Transportation Evaluation Criteria
TERM:	Transit Economic Requirements Model
TIP:	Transportation Improvement Program
TITLE VI:	Title VI of the Civil Rights Act of 1964, 42 U.S.C. 2000d
TMA:	Transportation Management Area
ULB:	Useful Life Benchmark
VMT:	Vehicle Miles Traveled
VOCs:	Volatile Organic Compounds

APPENDIX E - PAVEMENT MANAGEMENT SYSTEM ANALYSIS

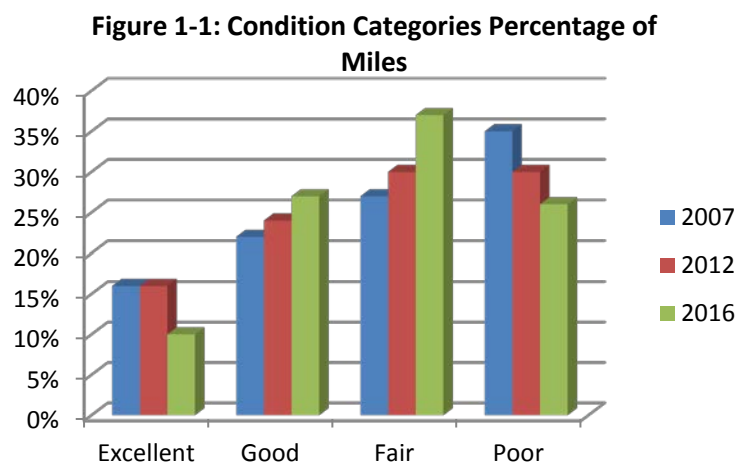
System Level Estimate of Needs and Cost for Maintaining and Operating the Highway System

Given the limited funding, competing priorities, and the comprehensive list of transportation needs, it is crucial to maintain and operate the current system at optimal efficiency, in a safe manner, and in a state of good repair. Also, various management and operation methodologies such as ITS, Transportation Demand Management strategies, Park and Ride Lots, Transit Signal Priority, and Corridor Management strategies such as traffic signal coordination will help the region obtain its goals of improving mobility, improving safety, reducing greenhouse gases, improving sustainability, and promoting economic development.

As such in order to develop a system level estimate of needs and cost for maintaining and operating the highway system, the Old Colony MPO has refined and updated its pavement management system (PMS) in keeping with the principles of objectives-driven, performance-based planning, and in fulfilling its goal of keeping the highway system in a state of good repair. A well-maintained system in good repair reduces delays (due to long reconstruction periods), enhances freight movement, improves economic vitality, and provides opportunities to implement Complete Streets strategies (improving the sidewalk and bicycle facilities network). The PMS calculates the rate of deterioration of pavement and the implications for the cost of repairs. It calculates a Pavement Condition Index (PCI) score between 0 and 100 for the surveyed road segments and recommends a repair and cost based on the PCI score. Each road or road segment is placed in a condition category based on the PCI, which includes “Poor” (PCI = 0 to 64), “Fair” (PCI = 65 to 84), “Good” (PCI = 85 to 94), and “Excellent (PCI = 95 to 100).

The Old Colony MPO updates field inspections of the pavement surface every four years and supplements the data on an ongoing basis, as pavement reconstruction and resurfacing projects are completed on federal aid roads through the Old Colony Transportation Improvement Program (TIP). The repairs recommended by the PMS, based on the road condition, include five general default repair strategies.

The total federal-aid road mileage in the region included in Old Colony’s PMS has increased to a total of 642 miles with the recent addition of Duxbury as an Old Colony member community. Figure 5-4 summarizes the percentage of the federal aid mileage in each of the condition categories for the 2016 Old Colony RTP and for previous RTPs in 2012 and 2007. Figure 1-1 shows that in the previous 2012 RTP, 16 percent of the federal aid roads were in the “Excellent” category, 24 percent in the “Good” category, 30 percent were in



the "Fair" category, and 30 percent were in the "Poor" category. In the 2007 RTP, 16 percent of the federal aid roads were in the "Excellent" category, 22 percent were in the "Good" category, 27 percent were in the "Fair" category, 35 percent were in the "Poor" category. The condition survey results from the 2014 pavement data survey show that although there are less roads in the "Poor" category, more of the federal aid roads have slipped into the "Good" and "Fair" categories (27 percent and 37 percent compared to the previous 24 percent and 30 percent). Old Colony has set a goal to achieve 50% of federal-aid eligible roadways with PCI-based pavement ranking of "Excellent" or "Good" within 10 years. The total cost in improving all federal aid roads to a state of good repair is estimated by the PMS at \$213,891,765. The overall average PCI for all federal-aid roads is 77.

**APPENDIX F - OPERATIONS AND MAINTENANCE EXPENDITURES
(HIGHWAY AND PUBLIC TRANSIT)**

Operating and Maintenance Expenditures as of March 2023

Statewide and District Contracts plus Expenditures within MPO boundaries

Program Group/Sub Group	Est SFY 2023 Spending	Est SFY 2024 Spending	Est SFY 2025 Spending	Est SFY 2026 Spending	Est SFY 2027 Spending
Part 1: Non-Federal Aid					
Section I - Non Federal Aid Maintenance Projects - State Bondfunds					
01 - ADA Retrofits					
Sidewalk Construction and Repairs	\$ 578,675	\$ 1,835,065	\$ 1,712,292	\$ 210,024	\$ -
02 - Bicycles and pedestrians program					
Bikeway/Bike Path Construction	\$ -	\$ -	\$ -	\$ -	\$ -
03 - Bridge					
Bridge Inspections	\$ -	\$ -	\$ -	\$ -	\$ -
Bridge Maintenance	\$ 47,059,926	\$ 32,973,019	\$ 12,653,389	\$ 294,446	\$ -
Bridge Maintenance - Deck Repairs	\$ 17,822,818	\$ 6,025,391	\$ 4,129,146	\$ 750,679	\$ -
Bridge Maintenance - Joints	\$ 4,538,192	\$ 1,497,000	\$ -	\$ -	\$ -
Bridge Preservation	\$ 13,690,335	\$ 6,945,387	\$ 2,808,182	\$ 1,069,091	\$ -
Drawbridge Maintenance	\$ 11,208,941	\$ 6,926,247	\$ 5,616,282	\$ 1,517,600	\$ -
Painting - Structural	\$ 2,342,316	\$ 492,945	\$ 415,475	\$ -	\$ -
Structures Maintenance	\$ 384,173	\$ -	\$ -	\$ -	\$ -
04 - Capacity					
Highway Relocation	\$ -	\$ -	\$ -	\$ -	\$ -
Hwy Reconstr - Added Capacity	\$ -	\$ -	\$ -	\$ -	\$ -
Hwy Reconstr - Major Widening	\$ -	\$ -	\$ -	\$ -	\$ -
05 - Facilities					
Vertical Construction (Ch 149)	\$ 12,240,086	\$ 15,061,146	\$ 2,483,199	\$ 963,458	\$ -
07 - Intersection Improvements					
Traffic Signals	\$ 3,372,014	\$ 1,802,864	\$ -	\$ -	\$ -
08 - Interstate Pavement					
Resurfacing Interstate	\$ -	\$ -	\$ -	\$ -	\$ -
09 - Intelligent Transportation Systems Program					
Intelligent Transportation System	\$ -	\$ -	\$ -	\$ -	\$ -
10 - Non-Interstate DOT Pavement Program					
Milling and Cold Planing	\$ 1,696,450	\$ 65,316	\$ -	\$ -	\$ -
Resurfacing	\$ 8,580,527	\$ 15,675,205	\$ 14,333,540	\$ 3,186,441	\$ -
Resurfacing DOT Owned Non-Interstate	\$ 9,480,716	\$ 3,277,740	\$ 556,452	\$ 140,348	\$ -
11 - Roadway Improvements					
Asbestos Removal	\$ -	\$ -	\$ -	\$ -	\$ -
Catch Basin Cleaning	\$ 2,770,846	\$ 1,397,444	\$ 1,080,147	\$ 222,198	\$ -
Contract Highway Maintenance	\$ 5,924,953	\$ 3,360,014	\$ 1,483,986	\$ -	\$ -
Crack Sealing	\$ 1,678,385	\$ 997,442	\$ -	\$ -	\$ -
Culvert Maintenance	\$ -	\$ -	\$ -	\$ -	\$ -
Culvert Reconstruction/Rehab	\$ -	\$ -	\$ -	\$ -	\$ -
Drainage	\$ 9,006,958	\$ 5,897,263	\$ 3,395,005	\$ 662,851	\$ -
Dredging	\$ -	\$ -	\$ -	\$ -	\$ -
Guard Rail & Fencing	\$ 7,013,409	\$ 4,913,810	\$ 1,918,876	\$ 89,739	\$ -
Highway Sweeping	\$ 2,158,651	\$ 882,245	\$ 613,047	\$ -	\$ -
Landscaping	\$ 800,000	\$ 244,014	\$ -	\$ -	\$ -
Mowing and Spraying	\$ 3,124,482	\$ 2,989,678	\$ 1,721,246	\$ 374,034	\$ -
Sewer and Water	\$ 136,525	\$ 261,650	\$ -	\$ -	\$ -
Tree Trimming	\$ 5,497,656	\$ 3,072,476	\$ 1,481,148	\$ -	\$ -
12 - Roadway Reconstruction					
Hwy Reconstr - No Added Capacity	\$ 2,000	\$ -	\$ -	\$ -	\$ -
Hwy Reconstr - Restr and Rehab	\$ 689,151	\$ 369,739	\$ 496,749	\$ 165,565	\$ -
Roadway - Reconstr - Sidewalks and Curbing	\$ 1,616,313	\$ -	\$ -	\$ -	\$ -
13 - Safety Improvements					
Electrical	\$ 250,085	\$ -	\$ -	\$ -	\$ -
Impact Attenuators	\$ 1,861,793	\$ 765,000	\$ 134,201	\$ -	\$ -
Lighting	\$ 3,584,140	\$ 2,093,264	\$ 1,172,202	\$ 683,784	\$ -
Pavement Marking	\$ 5,217,164	\$ 3,914,558	\$ 1,484,295	\$ 75,006	\$ -
Safety Improvements	\$ 22,691	\$ -	\$ -	\$ -	\$ -
Sign Installation/Upgrading	\$ 1,530,285	\$ 1,201,730	\$ 290,837	\$ -	\$ -
Structural Signing	\$ 213,951	\$ 320,000	\$ 98,584	\$ -	\$ -
Section I Total:	\$ 186,094,609	\$ 125,257,651	\$ 60,078,278	\$ 10,405,265	\$ -
Section II - Non Federal Aid Highway Operations - State Operating Budget Funding					
Snow and Ice Operations & Materials					
	\$ 86,100,000	\$ 95,000,000	\$ 95,000,000	\$ 95,000,000	\$ 95,000,000
District Maintenance Payroll					
Mowing, Litter Mgmt, Sight Distance Clearing, Etc.	\$ 35,000,000	\$ 36,050,000	\$ 37,140,000	\$ 38,260,000	\$ 39,410,000
Section II Total:	\$ 121,100,000	\$ 131,050,000	\$ 132,140,000	\$ 133,260,000	\$ 134,410,000
Grand Total NFA:	\$ 307,194,609	\$ 256,307,651	\$ 192,218,278	\$ 143,665,265	\$ 134,410,000

Operating and Maintenance Expenditures as of March 2023

Statewide and District Contracts plus Expenditures within MPO boundaries

Program Group/Sub Group	Est SFY 2023 Spending	Est SFY 2024 Spending	Est SFY 2025 Spending	Est SFY 2026 Spending	Est SFY 2027 Spending
Part 2: Federal Aid					
Section I - Federal Aid Maintenance Projects					
01 - ADA Retrofits					
Sidewalk Construction and Repairs	\$ -	\$ -	\$ -	\$ -	\$ -
02 - Bicycles and pedestrians program					
Bikeway/Bike Path Construction	\$ -	\$ -	\$ -	\$ -	\$ -
03 - Bridge					
Bridge Maintenance	\$ 1,702,831	\$ -	\$ -	\$ -	\$ -
Bridge Maintenance - Deck Repairs	\$ -	\$ -	\$ -	\$ -	\$ -
Bridge Maintenance - Joints	\$ -	\$ -	\$ -	\$ -	\$ -
Bridge Preservation	\$ 510,000	\$ 1,260,000	\$ 747,097	\$ -	\$ -
Bridge Reconstruction/Rehab	\$ -	\$ -	\$ -	\$ -	\$ -
Drawbridge Maintenance	\$ -	\$ -	\$ -	\$ -	\$ -
Painting - Structural	\$ 1,068,387	\$ 1,640,000	\$ 213,917	\$ -	\$ -
Structures Maintenance	\$ 5,046,803	\$ 754,257	\$ -	\$ -	\$ -
04 - Capacity					
Hwy Reconstr - Added Capacity	\$ -	\$ -	\$ -	\$ -	\$ -
05 - Facilities					
Vertical Construction (Ch 149)	\$ -	\$ -	\$ -	\$ -	\$ -
07 - Intersection Improvements					
Traffic Signals	\$ -	\$ -	\$ -	\$ -	\$ -
08 - Interstate Pavement					
Resurfacing Interstate	\$ -	\$ -	\$ -	\$ -	\$ -
09 - Intelligent Transportation Systems Program					
Intelligent Transportation System	\$ -	\$ -	\$ -	\$ -	\$ -
10 - Non-interstate DOT Pavement Program					
Milling and Cold Planing	\$ -	\$ -	\$ -	\$ -	\$ -
Resurfacing	\$ -	\$ -	\$ -	\$ -	\$ -
Resurfacing DOT Owned Non-Interstate	\$ -	\$ -	\$ -	\$ -	\$ -
11 - Roadway Improvements					
Asbestos Removal	\$ -	\$ -	\$ -	\$ -	\$ -
Catch Basin Cleaning	\$ -	\$ -	\$ -	\$ -	\$ -
Contract Highway Maintenance	\$ -	\$ -	\$ -	\$ -	\$ -
Crack Sealing	\$ -	\$ -	\$ -	\$ -	\$ -
Culvert Maintenance	\$ -	\$ -	\$ -	\$ -	\$ -
Culvert Reconstruction/Rehab	\$ -	\$ -	\$ -	\$ -	\$ -
Drainage	\$ -	\$ -	\$ -	\$ -	\$ -
Guard Rail & Fencing	\$ -	\$ -	\$ -	\$ -	\$ -
Highway Sweeping	\$ -	\$ -	\$ -	\$ -	\$ -
Landscaping	\$ -	\$ -	\$ -	\$ -	\$ -
Mowing and Spraying	\$ -	\$ -	\$ -	\$ -	\$ -
Sewer and Water	\$ -	\$ -	\$ -	\$ -	\$ -
Tree Trimming	\$ -	\$ -	\$ -	\$ -	\$ -
12 - Roadway Reconstruction					
Hwy Reconstr - Restr and Rehab	\$ -	\$ -	\$ -	\$ -	\$ -
13 - Safety Improvements					
Electrical	\$ -	\$ -	\$ -	\$ -	\$ -
Impact Attenuators	\$ -	\$ -	\$ -	\$ -	\$ -
Lighting	\$ 451,357	\$ 1,213,925	\$ -	\$ -	\$ -
Pavement Marking	\$ -	\$ -	\$ -	\$ -	\$ -
Safety Improvements	\$ -	\$ -	\$ -	\$ -	\$ -
Sign Installation/Upgrading	\$ -	\$ -	\$ -	\$ -	\$ -
Structural Signing	\$ 423,744	\$ -	\$ -	\$ -	\$ -
Section I Total:	\$ 9,203,122	\$ 4,868,181	\$ 961,014	\$ -	\$ -
Grand Total Federal Aid:					
	\$ 9,203,122	\$ 4,868,181	\$ 961,014	\$ -	\$ -

Operating and Maintenance Expenditures as of March 2023

Statewide and District Contracts

Program Group/Sub Group	Est SFY 2023 Spending	Est SFY 2024 Spending	Est SFY 2025 Spending	Est SFY 2026 Spending	Est SFY 2027 Spending
Part 1: Non-Federal Aid					
Section I - Non Federal Aid Maintenance Projects - State Bondfunds					
01 - ADA Retrofits					
Sidewalk Construction and Repairs	\$ 578,675	\$ 1,835,065	\$ 1,712,292	\$ 210,024	\$ -
02 - Bicycles and pedestrians program					
Bikeway/Bike Path Construction	\$ -	\$ -	\$ -	\$ -	\$ -
03 - Bridge					
Bridge Maintenance	\$ 42,711,481	\$ 30,581,188	\$ 12,653,389	\$ 294,446	\$ -
Bridge Maintenance - Deck Repairs	\$ 17,822,818	\$ 6,025,391	\$ 4,129,146	\$ 750,679	\$ -
Bridge Maintenance - Joints	\$ 4,538,192	\$ 1,497,000	\$ -	\$ -	\$ -
Bridge Preservation	\$ 2,148,597	\$ 1,790,000	\$ 670,000	\$ -	\$ -
Drawbridge Maintenance	\$ 11,208,941	\$ 6,926,247	\$ 5,616,282	\$ 1,517,600	\$ -
Painting - Structural	\$ 1,457,297	\$ 530,000	\$ 415,475	\$ -	\$ -
Structures Maintenance	\$ 384,173	\$ -	\$ -	\$ -	\$ -
04 - Capacity					
Highway Relocation	\$ -	\$ -	\$ -	\$ -	\$ -
Hwy Reconstr - Added Capacity	\$ -	\$ -	\$ -	\$ -	\$ -
Hwy Reconstr - Major Widening	\$ -	\$ -	\$ -	\$ -	\$ -
05 - Facilities					
Vertical Construction (Ch 149)	\$ 7,302,206	\$ 5,415,780	\$ 2,483,199	\$ 963,458	\$ -
07 - Intersection Improvements					
Traffic Signals	\$ 3,372,014	\$ 1,802,864	\$ -	\$ -	\$ -
08 - Interstate Pavement					
Resurfacing Interstate	\$ -	\$ -	\$ -	\$ -	\$ -
09 - Intelligent Transportation Systems Program					
Intelligent Transportation System	\$ -	\$ -	\$ -	\$ -	\$ -
10 - Non-Interstate DOT Pavement Program					
Milling and Cold Planing	\$ 1,696,450	\$ 65,316	\$ -	\$ -	\$ -
Resurfacing	\$ 8,580,527	\$ 15,675,205	\$ 14,333,540	\$ 3,186,441	\$ -
Resurfacing DOT Owned Non-Interstate	\$ 9,480,716	\$ 3,277,740	\$ 556,452	\$ 140,348	\$ -
11 - Roadway Improvements					
Asbestos Removal	\$ -	\$ -	\$ -	\$ -	\$ -
Catch Basin Cleaning	\$ 2,770,846	\$ 1,397,444	\$ 1,080,147	\$ 222,198	\$ -
Contract Highway Maintenance	\$ 5,313,213	\$ 3,017,059	\$ 1,483,986	\$ -	\$ -
Crack Sealing	\$ 1,678,385	\$ 997,442	\$ -	\$ -	\$ -
Culvert Maintenance	\$ -	\$ -	\$ -	\$ -	\$ -
Culvert Reconstruction/Rehab	\$ -	\$ -	\$ -	\$ -	\$ -
Drainage	\$ 8,134,212	\$ 5,823,287	\$ 3,395,005	\$ 662,851	\$ -
Dredging	\$ -	\$ -	\$ -	\$ -	\$ -
Guard Rail & Fencing	\$ 7,013,409	\$ 4,913,810	\$ 1,918,876	\$ 89,739	\$ -
Highway Sweeping	\$ 2,158,651	\$ 882,245	\$ 613,047	\$ -	\$ -
Landscaping	\$ 800,000	\$ 244,014	\$ -	\$ -	\$ -
Mowing and Spraying	\$ 2,901,606	\$ 2,864,639	\$ 1,721,246	\$ 374,034	\$ -
Sewer and Water	\$ 136,525	\$ 261,650	\$ -	\$ -	\$ -
Tree Trimming	\$ 5,497,656	\$ 3,072,476	\$ 1,481,148	\$ -	\$ -
12 - Roadway Reconstruction					
Hwy Reconstr - No Added Capacity	\$ 2,000	\$ -	\$ -	\$ -	\$ -
Hwy Reconstr - Restr and Rehab	\$ 689,151	\$ 369,739	\$ 496,749	\$ 165,565	\$ -
Roadway - Reconstr - Sidewalks and Curbing	\$ 1,616,313	\$ -	\$ -	\$ -	\$ -
13 - Safety Improvements					
Electrical	\$ 250,085	\$ -	\$ -	\$ -	\$ -
Impact Attenuators	\$ 1,861,793	\$ 765,000	\$ 134,201	\$ -	\$ -
Lighting	\$ 3,584,140	\$ 2,093,264	\$ 1,172,202	\$ 683,784	\$ -
Pavement Marking	\$ 5,217,164	\$ 3,914,558	\$ 1,484,295	\$ 75,006	\$ -
Safety Improvements	\$ 22,691	\$ -	\$ -	\$ -	\$ -
Sign Installation/Upgrading	\$ 1,204,949	\$ 1,020,815	\$ 290,837	\$ -	\$ -
Structural Signing	\$ 213,951	\$ 320,000	\$ 98,584	\$ -	\$ -
Section I Total:	\$ 162,348,827	\$ 107,379,238	\$ 57,940,096	\$ 9,336,174	\$ -
Section II - Non Federal Aid Highway Operations - State Operating Budget Funding					
Snow and Ice Operations & Materials					
	\$ 86,100,000	\$ 95,000,000	\$ 95,000,000	\$ 95,000,000	\$ 95,000,000
District Maintenance Payroll					
Mowing, Litter Mgmt, Sight Distance Clearing, Etc.	\$ 35,000,000	\$ 36,050,000	\$ 37,140,000	\$ 38,260,000	\$ 39,410,000
Section II Total:	\$ 121,100,000	\$ 131,050,000	\$ 132,140,000	\$ 133,260,000	\$ 134,410,000
Grand Total NFA:	\$ 283,448,827	\$ 238,429,238	\$ 190,080,096	\$ 142,596,174	\$ 134,410,000

Operating and Maintenance Expenditures as of March 2023

Statewide and District Contracts

Program Group/Sub Group	Est SFY 2023 Spending	Est SFY 2024 Spending	Est SFY 2025 Spending	Est SFY 2026 Spending	Est SFY 2027 Spending
Part 2: Federal Aid					
Section I - Federal Aid Maintenance Projects					
01 - ADA Retrofits					
Sidewalk Construction and Repairs	\$ -	\$ -	\$ -	\$ -	\$ -
02 - Bicycles and pedestrians program					
Bikeway/Bike Path Construction	\$ -	\$ -	\$ -	\$ -	\$ -
03 - Bridge					
Bridge Maintenance	\$ 1,678,476	\$ -	\$ -	\$ -	\$ -
Bridge Maintenance - Deck Repairs	\$ -	\$ -	\$ -	\$ -	\$ -
Bridge Maintenance - Joints	\$ -	\$ -	\$ -	\$ -	\$ -
Bridge Preservation	\$ -	\$ -	\$ -	\$ -	\$ -
Bridge Reconstruction/Rehab	\$ -	\$ -	\$ -	\$ -	\$ -
Drawbridge Maintenance	\$ -	\$ -	\$ -	\$ -	\$ -
Painting - Structural	\$ 478,387	\$ -	\$ -	\$ -	\$ -
Structures Maintenance	\$ -	\$ -	\$ -	\$ -	\$ -
04 - Capacity					
Hwy Reconstr - Added Capacity	\$ -	\$ -	\$ -	\$ -	\$ -
05 - Facilities					
Vertical Construction (Ch 149)	\$ -	\$ -	\$ -	\$ -	\$ -
07 - Intersection Improvements					
Traffic Signals	\$ -	\$ -	\$ -	\$ -	\$ -
08 - Interstate Pavement					
Resurfacing Interstate	\$ -	\$ -	\$ -	\$ -	\$ -
09 - Intelligent Transportation Systems Program					
Intelligent Transportation System	\$ -	\$ -	\$ -	\$ -	\$ -
10 - Non-interstate DOT Pavement Program					
Milling and Cold Planing	\$ -	\$ -	\$ -	\$ -	\$ -
Resurfacing	\$ -	\$ -	\$ -	\$ -	\$ -
Resurfacing DOT Owned Non-Interstate	\$ -	\$ -	\$ -	\$ -	\$ -
11 - Roadway Improvements					
Asbestos Removal	\$ -	\$ -	\$ -	\$ -	\$ -
Catch Basin Cleaning	\$ -	\$ -	\$ -	\$ -	\$ -
Contract Highway Maintenance	\$ -	\$ -	\$ -	\$ -	\$ -
Crack Sealing	\$ -	\$ -	\$ -	\$ -	\$ -
Culvert Maintenance	\$ -	\$ -	\$ -	\$ -	\$ -
Culvert Reconstruction/Rehab	\$ -	\$ -	\$ -	\$ -	\$ -
Drainage	\$ -	\$ -	\$ -	\$ -	\$ -
Guard Rail & Fencing	\$ -	\$ -	\$ -	\$ -	\$ -
Highway Sweeping	\$ -	\$ -	\$ -	\$ -	\$ -
Landscaping	\$ -	\$ -	\$ -	\$ -	\$ -
Mowing and Spraying	\$ -	\$ -	\$ -	\$ -	\$ -
Sewer and Water	\$ -	\$ -	\$ -	\$ -	\$ -
Tree Trimming	\$ -	\$ -	\$ -	\$ -	\$ -
12 - Roadway Reconstruction					
Hwy Reconstr - Restr and Rehab	\$ -	\$ -	\$ -	\$ -	\$ -
13 - Safety Improvements					
Electrical	\$ -	\$ -	\$ -	\$ -	\$ -
Impact Attenuators	\$ -	\$ -	\$ -	\$ -	\$ -
Lighting	\$ -	\$ -	\$ -	\$ -	\$ -
Pavement Marking	\$ -	\$ -	\$ -	\$ -	\$ -
Safety Improvements	\$ -	\$ -	\$ -	\$ -	\$ -
Sign Installation/Upgrading	\$ -	\$ -	\$ -	\$ -	\$ -
Structural Signing	\$ 423,744	\$ -	\$ -	\$ -	\$ -
Section I Total:	\$ 2,580,607	\$ -	\$ -	\$ -	\$ -
Grand Total Federal Aid:	\$ 2,580,607	\$ -	\$ -	\$ -	\$ -

Operating and Maintenance Expenditures as of March 2023

Program Group/Sub Group	Old Colony				
	Est SFY 2023 Spending	Est SFY 2024 Spending	Est SFY 2025 Spending	Est SFY 2026 Spending	Est SFY 2027 Spending
Part 1: Non-Federal Aid					
Section I - Non Federal Aid Maintenance Projects - State Bondfunds					
01 - ADA Retrofits					
Sidewalk Construction and Repairs	\$ -	\$ -	\$ -	\$ -	\$ -
02 - Bicycles and pedestrians program					
Bikeway/Bike Path Construction	\$ -	\$ -	\$ -	\$ -	\$ -
03 - Bridge					
Bridge Maintenance	\$ -	\$ -	\$ -	\$ -	\$ -
Bridge Maintenance - Deck Repairs	\$ -	\$ -	\$ -	\$ -	\$ -
Bridge Maintenance - Joints	\$ -	\$ -	\$ -	\$ -	\$ -
Bridge Preservation	\$ -	\$ -	\$ -	\$ -	\$ -
Drawbridge Maintenance	\$ -	\$ -	\$ -	\$ -	\$ -
Painting - Structural	\$ -	\$ -	\$ -	\$ -	\$ -
Structures Maintenance	\$ -	\$ -	\$ -	\$ -	\$ -
04 - Capacity					
Highway Relocation	\$ -	\$ -	\$ -	\$ -	\$ -
Hwy Reconstr - Added Capacity	\$ -	\$ -	\$ -	\$ -	\$ -
Hwy Reconstr - Major Widening	\$ -	\$ -	\$ -	\$ -	\$ -
05 - Facilities					
Vertical Construction (Ch 149)	\$ -	\$ -	\$ -	\$ -	\$ -
07 - Intersection Improvements					
Traffic Signals	\$ -	\$ -	\$ -	\$ -	\$ -
08 - Interstate Pavement					
Resurfacing Interstate	\$ -	\$ -	\$ -	\$ -	\$ -
09 - Intelligent Transportation Systems Program					
Intelligent Transportation System	\$ -	\$ -	\$ -	\$ -	\$ -
10 - Non-interstate DOT Pavement Program					
Milling and Cold Planing	\$ -	\$ -	\$ -	\$ -	\$ -
Resurfacing	\$ -	\$ -	\$ -	\$ -	\$ -
Resurfacing DOT Owned Non-Interstate	\$ -	\$ -	\$ -	\$ -	\$ -
11 - Roadway Improvements					
Asbestos Removal	\$ -	\$ -	\$ -	\$ -	\$ -
Catch Basin Cleaning	\$ -	\$ -	\$ -	\$ -	\$ -
Contract Highway Maintenance	\$ -	\$ -	\$ -	\$ -	\$ -
Crack Sealing	\$ -	\$ -	\$ -	\$ -	\$ -
Culvert Maintenance	\$ -	\$ -	\$ -	\$ -	\$ -
Culvert Reconstruction/Rehab	\$ -	\$ -	\$ -	\$ -	\$ -
Drainage	\$ -	\$ -	\$ -	\$ -	\$ -
Dredging	\$ -	\$ -	\$ -	\$ -	\$ -
Guard Rail & Fencing	\$ -	\$ -	\$ -	\$ -	\$ -
Highway Sweeping	\$ -	\$ -	\$ -	\$ -	\$ -
Landscaping	\$ -	\$ -	\$ -	\$ -	\$ -
Mowing and Spraying	\$ -	\$ -	\$ -	\$ -	\$ -
Sewer and Water	\$ -	\$ -	\$ -	\$ -	\$ -
Tree Trimming	\$ -	\$ -	\$ -	\$ -	\$ -
12 - Roadway Reconstruction					
Hwy Reconstr - No Added Capacity	\$ -	\$ -	\$ -	\$ -	\$ -
Hwy Reconstr - Restr and Rehab	\$ -	\$ -	\$ -	\$ -	\$ -
Roadway - Reconstr - Sidewalks and Curbing	\$ -	\$ -	\$ -	\$ -	\$ -
13 - Safety Improvements					
Electrical	\$ -	\$ -	\$ -	\$ -	\$ -
Impact Attenuators	\$ -	\$ -	\$ -	\$ -	\$ -
Lighting	\$ -	\$ -	\$ -	\$ -	\$ -
Pavement Marking	\$ -	\$ -	\$ -	\$ -	\$ -
Safety Improvements	\$ -	\$ -	\$ -	\$ -	\$ -
Sign Installation/Upgrading	\$ -	\$ -	\$ -	\$ -	\$ -
Structural Signing	\$ -	\$ -	\$ -	\$ -	\$ -
Section I Total:	\$ -	\$ -	\$ -	\$ -	\$ -
Section II - Non Federal Aid Highway Operations - State Operating Budget Funding					
Snow and Ice Operations & Materials					
District Maintenance Payroll	\$ -	\$ -	\$ -	\$ -	\$ -
Mowing, Litter Mgmt, Sight Distance Clearing, Etc.	\$ -	\$ -	\$ -	\$ -	\$ -
Section II Total:	\$ -	\$ -	\$ -	\$ -	\$ -
Grand Total NFA:	\$ -	\$ -	\$ -	\$ -	\$ -

Operating and Maintenance Expenditures as of March 2023

Program Group/Sub Group	Old Colony				
	Est SFY 2023 Spending	Est SFY 2024 Spending	Est SFY 2025 Spending	Est SFY 2026 Spending	Est SFY 2027 Spending
Part 2: Federal Aid					
Section I - Federal Aid Maintenance Projects					
01 - ADA Retrofits					
Sidewalk Construction and Repairs	\$ -	\$ -	\$ -	\$ -	\$ -
02 - Bicycles and pedestrians program					
Bikeway/Bike Path Construction	\$ -	\$ -	\$ -	\$ -	\$ -
03 - Bridge					
Bridge Maintenance	\$ -	\$ -	\$ -	\$ -	\$ -
Bridge Maintenance - Deck Repairs	\$ -	\$ -	\$ -	\$ -	\$ -
Bridge Maintenance - Joints	\$ -	\$ -	\$ -	\$ -	\$ -
Bridge Preservation	\$ -	\$ -	\$ -	\$ -	\$ -
Bridge Reconstruction/Rehab	\$ -	\$ -	\$ -	\$ -	\$ -
Drawbridge Maintenance	\$ -	\$ -	\$ -	\$ -	\$ -
Painting - Structural	\$ -	\$ -	\$ -	\$ -	\$ -
Structures Maintenance	\$ -	\$ -	\$ -	\$ -	\$ -
04 - Capacity					
Hwy Reconstr - Added Capacity	\$ -	\$ -	\$ -	\$ -	\$ -
05 - Facilities					
Vertical Construction (Ch 149)	\$ -	\$ -	\$ -	\$ -	\$ -
07 - Intersection Improvements					
Traffic Signals	\$ -	\$ -	\$ -	\$ -	\$ -
08 - Interstate Pavement					
Resurfacing Interstate	\$ -	\$ -	\$ -	\$ -	\$ -
09 - Intelligent Transportation Systems Program					
Intelligent Transportation System	\$ -	\$ -	\$ -	\$ -	\$ -
10 - Non-interstate DOT Pavement Program					
Milling and Cold Planing	\$ -	\$ -	\$ -	\$ -	\$ -
Resurfacing	\$ -	\$ -	\$ -	\$ -	\$ -
Resurfacing DOT Owned Non-Interstate	\$ -	\$ -	\$ -	\$ -	\$ -
11 - Roadway Improvements					
Asbestos Removal	\$ -	\$ -	\$ -	\$ -	\$ -
Catch Basin Cleaning	\$ -	\$ -	\$ -	\$ -	\$ -
Contract Highway Maintenance	\$ -	\$ -	\$ -	\$ -	\$ -
Crack Sealing	\$ -	\$ -	\$ -	\$ -	\$ -
Culvert Maintenance	\$ -	\$ -	\$ -	\$ -	\$ -
Culvert Reconstruction/Rehab	\$ -	\$ -	\$ -	\$ -	\$ -
Drainage	\$ -	\$ -	\$ -	\$ -	\$ -
Guard Rail & Fencing	\$ -	\$ -	\$ -	\$ -	\$ -
Highway Sweeping	\$ -	\$ -	\$ -	\$ -	\$ -
Landscaping	\$ -	\$ -	\$ -	\$ -	\$ -
Mowing and Spraying	\$ -	\$ -	\$ -	\$ -	\$ -
Sewer and Water	\$ -	\$ -	\$ -	\$ -	\$ -
Tree Trimming	\$ -	\$ -	\$ -	\$ -	\$ -
12 - Roadway Reconstruction					
Hwy Reconstr - Restr and Rehab	\$ -	\$ -	\$ -	\$ -	\$ -
13 - Safety Improvements					
Electrical	\$ -	\$ -	\$ -	\$ -	\$ -
Impact Attenuators	\$ -	\$ -	\$ -	\$ -	\$ -
Lighting	\$ -	\$ -	\$ -	\$ -	\$ -
Pavement Marking	\$ -	\$ -	\$ -	\$ -	\$ -
Safety Improvements	\$ -	\$ -	\$ -	\$ -	\$ -
Sign Installation/Upgrading	\$ -	\$ -	\$ -	\$ -	\$ -
Structural Signing	\$ -	\$ -	\$ -	\$ -	\$ -
Section I Total:	\$ -	\$ -	\$ -	\$ -	\$ -
Grand Total NFA:	\$ -	\$ -	\$ -	\$ -	\$ -

Brockton Area Transit Authority

DRAFT Operations and Maintenance Estimates Summary Table

The numbers below represent actual numbers for the previous year, the current year budget/forecast approved by the RTA Advisory Board, and Projections for the out-years as used in the Program Preview meetings with the State. The figures provided in the below table are estimates and a forecast of projected funds necessary to meet the operating needs of the regional transit authority.

Operating Revenue	Previous	Previous	Year One	Year Two	Year Three	Year Four	Year Five
	Actual 2022	Budget 2023	Draft Budget 2024	Program Preview 2025	2026	2027	2028
Farebox	\$ 1,825,500	\$ 2,429,500	\$ 1,927,356	\$ 2,219,983	\$ 2,687,285	\$ 3,090,736	\$ 3,168,005
Federal Grants	\$ 3,846,683	\$ 3,557,612	\$ 4,385,618	\$ 4,385,618	\$ 3,998,353	\$ 3,769,542	\$ 3,863,781
Service Contracts *	\$ 852,418	\$ 965,000	\$ 898,958	\$ 921,432	\$ 1,037,071	\$ 1,062,997	\$ 1,089,572
MassDOT Discretionary Grant and/or Workforce Training	\$ 414,000	\$ 215,000	\$ 300,000	\$ 300,000	\$ 300,000	\$ 300,000	\$ 300,000
Auxiliary Revenue	\$ 150,000	\$ 195,000	\$ 189,838	\$ 189,838	\$ 194,584	\$ 199,449	\$ 204,435
Interest Income	\$ 5,000	\$ 5,000	\$ 70,683	\$ 72,450	\$ 74,261	\$ 76,118	\$ 78,021
State Contract Assistance **	\$ 7,679,767	\$ 7,956,356	\$ 8,270,269	\$ 8,270,269	\$ 8,477,026	\$ 8,688,951	\$ 8,906,175
Local Assessment	\$ 3,326,754	\$ 3,405,848	\$ 3,514,607	\$ 3,602,472	\$ 3,692,534	\$ 3,784,847	\$ 3,879,469
TOTAL	\$ 18,100,122	\$ 18,729,316	\$ 19,557,329	\$ 19,962,062	\$ 20,461,114	\$ 20,972,641	\$ 21,489,457
Operating Expenses ***	Previous	Previous	Draft	Year Two	Year Three	Year Four	Year Five
	2022	2023	2024	2025	2026	2027	2028
TOTAL (See Description Below)	\$ 18,100,122	\$ 18,729,316	\$ 19,557,329	\$ 19,962,062	\$ 20,461,114	\$ 20,972,641	\$ 21,489,457

Footnotes:

* Service Contracts refers to contract work such as Human Service Agencies and BSU

** Operating assistance provided by the State

*** Description of Operating Expenses: Salaries and Wages; Fringe Benefits; Legal, Accounting and Professional Services; Promotion/Marketing; Insurance; Equipment Leases and Rentals; Real Property Leases and Rentals; Non-capitalized Maintenance/Repair; Fuel costs; Tire costs; Office Supplies and Equipment; Interest Expense; Utilities; Management Fees; Travel and Training; and Other miscellaneous expense items.

APPENDIX G - FEDERAL REGIONAL FUNDING TARGETS AND STATEWIDE SUMMARIES

Federal Fiscal Year 2024		Development STIP: FFY 2024 - 2028		
		Federal Aid Funds	Matching Funds	FFY 2024 (Proposed) (Fed Aid + Match)
Balance Obligation Authority		\$753,409,685		
Planned Redistribution Request		\$50,000,000		
Total Non-earmarked Funding Available		\$803,409,685	\$267,803,228	\$1,071,212,913
Planning/Adjustments/Pass-throughs		\$172,619,052	\$18,783,638	\$191,402,690
GANS Repayment		\$93,985,000	\$0	\$93,985,000
Award Adjustments, Change Orders, etc.		\$22,225,500	\$5,274,500	\$27,500,000
Metropolitan Planning		\$11,103,730	\$2,775,933	\$13,879,663
State Planning & Research		\$22,934,299	\$5,733,575	\$28,667,874
Recreational Trails		\$1,186,729	\$296,682	\$1,483,411
SRTS Education		\$1,951,346	\$487,837	\$2,439,183
Railroad Crossings		\$2,371,999	\$0	\$2,371,999
Carbon Reduction		\$16,860,449	\$4,215,112	\$21,075,561
Regional Priorities				
Regional Share (%)	MPO	\$243,250,477	\$60,812,619	\$304,063,097
3.5596	Berkshire Region	\$8,658,744	\$2,164,686	\$10,823,430
42.9671	Boston Region	\$104,517,676	\$26,129,419	\$130,647,095
4.5851	Cape Cod	\$11,153,278	\$2,788,319	\$13,941,597
8.6901	Central Mass	\$21,138,710	\$5,284,677	\$26,423,387
2.5397	Franklin Region	\$6,177,832	\$1,544,458	\$7,722,290
0.3100	Martha's Vineyard	\$754,076	\$188,519	\$942,596
4.4296	Merrimack Valley	\$10,775,023	\$2,693,756	\$13,468,779
4.4596	Montachusett	\$10,847,998	\$2,712,000	\$13,559,998
0.2200	Nantucket	\$535,151	\$133,788	\$668,939
3.9096	Northern Middlesex	\$9,510,121	\$2,377,530	\$11,887,651
4.5595	Old Colony	\$11,091,006	\$2,772,751	\$13,863,757
10.8100	Pioneer Valley	\$26,295,377	\$6,573,844	\$32,869,221
8.9601	Southeastern Mass	\$21,795,486	\$5,448,872	\$27,244,358
Highway		\$387,540,156	\$86,666,496	\$474,206,651
Reliability		\$273,554,916	\$61,295,185	\$334,850,101
Interstate Pavement		\$38,473,514	\$4,274,835	\$42,748,349
Non-Interstate Pavement		\$58,162,826	\$14,540,707	\$72,703,533
Roadway Improvements		\$1,200,000	\$300,000	\$1,500,000
Safety Improvements		\$17,400,000	\$2,600,000	\$20,000,000
Resiliency Improvements		\$11,200,000	\$2,800,000	\$14,000,000
Bridge		\$147,118,575	\$36,779,644	\$183,898,219
Bridge Inspections		\$14,320,000	\$3,580,000	\$17,900,000
Bridge Systematic Maintenance		\$0	\$0	\$0
Bridge On-system NHS		\$94,856,125	\$23,714,031	\$118,570,156
Bridge Off-system		\$37,942,450	\$9,485,613	\$47,428,063
Modernization		\$73,985,240	\$15,371,311	\$89,356,551
ADA Retrofits		\$1,200,000	\$300,000	\$1,500,000
Intersection Improvements		\$22,500,000	\$2,500,000	\$25,000,000
Intelligent Transportation Systems		\$8,247,894	\$2,061,974	\$10,309,868
Roadway Reconstruction		\$29,748,912	\$7,437,228	\$37,186,140
Safe Routes To School**		\$12,288,434	\$3,072,109	\$15,360,543
Expansion		\$40,000,000	\$10,000,000	\$50,000,000
Bicycle and Pedestrian		\$40,000,000	\$10,000,000	\$50,000,000
Capacity		\$0	\$0	\$0
Grand Total Formula Funds		\$803,409,685	\$166,262,753	\$969,672,438
Difference from Funds Available		\$0	\$101,540,475	\$107,521,016

*The program sizes above are only for highway funding programs subject to Obligation Authority. The Bipartisan Infrastructure Law (BIL) includes non-core formula funding for a few additional program through from FFY 2022 through FFY 2026. This includes an estimated \$242.5M federal aid annually for Bridge Formula Program funds; \$13.5M federal aid annually for National Electric Vehicle Infrastructure (NEVI) funds; and \$1.4M federal aid annually for Ferry Boat Program funds. MassDOT is conservatively estimating no additional federal apportionment of non-core formula funding beginning in FFY 2027.

**Safe Routes to School (SRTS) projects have historically been listed under Roadway Reconstruction. This will now be reflected as its own program in the STIP & CIP, and sized to the estimated annual award amounts.

Federal Fiscal Year 2025		Development STIP: FFY 2024 - 2028		
		Federal Aid Funds	Matching Funds	FFY 2025 (Proposed) (Fed Aid + Match)
Balance Obligation Authority		\$768,478,798		
Planned Redistribution Request		\$50,000,000		
Total Non-earmarked Funding Available		\$818,478,798	\$272,826,266	\$1,091,305,064
Planning/Adjustments/Pass-throughs		\$201,297,944	\$18,903,361	\$220,201,305
GANS Repayment		\$122,185,000	\$0	\$122,185,000
Award Adjustments, Change Orders, etc.		\$22,225,500	\$5,274,500	\$27,500,000
Metropolitan Planning		\$11,325,805	\$2,831,451	\$14,157,256
State Planning & Research		\$22,853,908	\$5,713,477	\$28,567,385
Recreational Trails		\$1,186,729	\$296,682	\$1,483,411
SRTS Education		\$1,951,346	\$487,837	\$2,439,183
Railroad Crossings		\$2,371,999	\$0	\$2,371,999
Carbon Reduction		\$17,197,657	\$4,299,414	\$21,497,071
Regional Priorities				
Regional Share (%)	MPO	\$239,118,188	\$59,779,547	\$298,897,735
3.5596	Berkshire Region	\$8,511,651	\$2,127,913	\$10,639,564
42.9671	Boston Region	\$102,742,151	\$25,685,538	\$128,427,689
4.5851	Cape Cod	\$10,963,808	\$2,740,952	\$13,704,760
8.6901	Central Mass	\$20,779,610	\$5,194,902	\$25,974,512
2.5397	Franklin Region	\$6,072,885	\$1,518,221	\$7,591,106
0.3100	Martha's Vineyard	\$741,266	\$185,317	\$926,583
4.4296	Merrimack Valley	\$10,591,979	\$2,647,995	\$13,239,974
4.4596	Montachusett	\$10,663,715	\$2,665,929	\$13,329,643
0.2200	Nantucket	\$526,060	\$131,515	\$657,575
3.9096	Northern Middlesex	\$9,348,565	\$2,337,141	\$11,685,706
4.5595	Old Colony	\$10,902,594	\$2,725,648	\$13,628,242
10.8100	Pioneer Valley	\$25,848,676	\$6,462,169	\$32,310,845
8.9601	Southeastern Mass	\$21,425,229	\$5,356,307	\$26,781,536
Highway		\$378,062,666	\$83,859,623	\$461,922,289
Reliability		\$273,680,691	\$60,889,129	\$334,569,820
Interstate Pavement		\$38,473,514	\$4,274,835	\$42,748,349
Non-Interstate Pavement		\$58,162,826	\$14,540,707	\$72,703,533
Roadway Improvements		\$1,200,000	\$300,000	\$1,500,000
Safety Improvements		\$21,750,000	\$3,250,000	\$25,000,000
Resiliency Improvements		\$12,800,000	\$3,200,000	\$16,000,000
Bridge		\$141,294,350	\$35,323,588	\$176,617,938
Bridge Inspections		\$8,495,775	\$2,123,944	\$10,619,719
Bridge Systematic Maintenance		\$0	\$0	\$0
Bridge On-system NHS		\$94,856,125	\$23,714,031	\$118,570,156
Bridge Off-system		\$37,942,450	\$9,485,613	\$47,428,063
Modernization		\$76,381,975	\$15,970,494	\$92,352,469
ADA Retrofits		\$1,200,000	\$300,000	\$1,500,000
Intersection Improvements		\$22,500,000	\$2,500,000	\$25,000,000
Intelligent Transportation Systems		\$8,247,894	\$2,061,974	\$10,309,868
Roadway Reconstruction		\$39,173,843	\$9,793,461	\$48,967,304
Safe Routes To School**		\$5,260,238	\$1,315,060	\$6,575,298
Expansion		\$28,000,000	\$7,000,000	\$35,000,000
Bicycle and Pedestrian		\$28,000,000	\$7,000,000	\$35,000,000
Capacity		\$0	\$0	\$0
Grand Total Formula Funds		\$818,478,798	\$162,542,532	\$981,021,330
Difference from Funds Available		\$0	\$110,283,734	\$110,283,734

*The program sizes above are only for highway funding programs subject to Obligation Authority. The Bipartisan Infrastructure Law (BIL) includes non-core formula funding for a few additional program through from FFY 2022 through FFY 2026. This includes an estimated \$242.5M federal aid annually for Bridge Formula Program funds; \$13.5M federal aid annually for National Electric Vehicle Infrastructure (NEVI) funds; and \$1.4M federal aid annually for Ferry Boat Program funds. MassDOT is conservatively estimating no additional federal apportionment of non-core formula funding beginning in FFY 2027.

**Safe Routes to School (SRTS) projects have historically been listed under Roadway Reconstruction. This will now be reflected as its own program in the STIP & CIP, and sized to the estimated annual award amounts.

Federal Fiscal Year 2026		Development STIP: FFY 2024 - 2028		
		Federal Aid Funds	Matching Funds	FFY 2026 (Proposed) (Fed Aid + Match)
Balance Obligation Authority		\$783,849,292		
Planned Redistribution Request		\$50,000,000		
Total Non-earmarked Funding Available		\$833,849,292	\$277,949,764	\$1,111,799,056
Planning/Adjustments/Pass-throughs		\$213,303,413	\$19,045,979	\$232,349,392
GANS Repayment		\$133,620,000	\$0	\$133,620,000
Award Adjustments, Change Orders, etc.		\$22,225,500	\$5,274,500	\$27,500,000
Metropolitan Planning		\$11,552,321	\$2,888,080	\$14,440,401
State Planning & Research		\$22,853,908	\$5,713,477	\$28,567,385
Recreational Trails		\$1,186,729	\$296,682	\$1,483,411
SRTS Education		\$1,951,346	\$487,837	\$2,439,183
Railroad Crossings		\$2,371,999	\$0	\$2,371,999
Carbon Reduction		\$17,541,610	\$4,385,403	\$21,927,013
Regional Priorities				
Regional Share (%)	MPO	\$233,268,128	\$58,317,032	\$291,585,160
3.5596	Berkshire Region	\$8,303,412	\$2,075,853	\$10,379,265
42.9671	Boston Region	\$100,228,550	\$25,057,137	\$125,285,687
4.5851	Cape Cod	\$10,695,577	\$2,673,894	\$13,369,471
8.6901	Central Mass	\$20,271,234	\$5,067,808	\$25,339,042
2.5397	Franklin Region	\$5,924,311	\$1,481,078	\$7,405,388
0.3100	Martha's Vineyard	\$723,131	\$180,783	\$903,914
4.4296	Merrimack Valley	\$10,332,845	\$2,583,211	\$12,916,056
4.4596	Montachusett	\$10,402,825	\$2,600,706	\$13,003,532
0.2200	Nantucket	\$513,190	\$128,297	\$641,487
3.9096	Northern Middlesex	\$9,119,851	\$2,279,963	\$11,399,813
4.5595	Old Colony	\$10,635,860	\$2,658,965	\$13,294,825
10.8100	Pioneer Valley	\$25,216,285	\$6,304,071	\$31,520,356
8.9601	Southeastern Mass	\$20,901,058	\$5,225,264	\$26,126,322
Highway		\$387,277,751	\$86,163,394	\$473,441,145
Reliability		\$273,742,089	\$60,904,479	\$334,646,568
Interstate Pavement		\$38,473,514	\$4,274,835	\$42,748,349
Non-Interstate Pavement		\$52,000,000	\$13,000,000	\$65,000,000
Roadway Improvements		\$2,400,000	\$600,000	\$3,000,000
Safety Improvements		\$21,750,000	\$3,250,000	\$25,000,000
Resiliency Improvements		\$12,000,000	\$3,000,000	\$15,000,000
Bridge		\$147,118,575	\$36,779,644	\$183,898,219
Bridge Inspections		\$14,320,000	\$3,580,000	\$17,900,000
Bridge Systematic Maintenance		\$0	\$0	\$0
Bridge On-system NHS		\$94,856,125	\$23,714,031	\$118,570,156
Bridge Off-system		\$37,942,450	\$9,485,613	\$47,428,063
Modernization		\$85,535,662	\$18,258,916	\$103,794,578
ADA Retrofits		\$2,000,000	\$500,000	\$2,500,000
Intersection Improvements		\$22,500,000	\$2,500,000	\$25,000,000
Intelligent Transportation Systems		\$8,247,894	\$2,061,974	\$10,309,868
Roadway Reconstruction		\$41,380,332	\$10,345,083	\$51,725,415
Safe Routes To School**		\$11,407,436	\$2,851,859	\$14,259,295
Expansion		\$28,000,000	\$7,000,000	\$35,000,000
Bicycle and Pedestrian		\$28,000,000	\$7,000,000	\$35,000,000
Capacity		\$0	\$0	\$0
Grand Total Formula Funds		\$833,849,292	\$163,526,405	\$997,375,697
Difference from Funds Available		\$0	\$114,423,359	\$114,423,359

*The program sizes above are only for highway funding programs subject to Obligation Authority. The Bipartisan Infrastructure Law (BIL) includes non-core formula funding for a few additional program through from FFY 2022 through FFY 2026. This includes an estimated \$242.5M federal aid annually for Bridge Formula Program funds; \$13.5M federal aid annually for National Electric Vehicle Infrastructure (NEVI) funds; and \$1.4M federal aid annually for Ferry Boat Program funds. MassDOT is conservatively estimating no additional federal apportionment of non-core formula funding beginning in FFY 2027.

**Safe Routes to School (SRTS) projects have historically been listed under Roadway Reconstruction. This will now be reflected as its own program in the STIP & CIP, and sized to the estimated annual award amounts.

Federal Fiscal Year 2027		Development STIP: FFY 2024 - 2028		
		Federal Aid Funds	Matching Funds	FFY 2027 (Proposed) (Fed Aid + Match)
Balance Obligation Authority		\$799,526,278		
Planned Redistribution Request		\$50,000,000		
Total Non-earmarked Funding Available		\$849,526,278	\$283,175,748	\$1,132,702,026
Planning/Adjustments/Pass-throughs		\$80,726,588	\$19,306,772	\$100,033,361
GANS Repayment		\$0	\$0	\$0
Award Adjustments, Change Orders, etc.		\$22,225,500	\$5,274,500	\$27,500,000
Metropolitan Planning		\$11,783,367	\$2,945,842	\$14,729,209
State Planning & Research		\$23,315,205	\$5,828,801	\$29,144,006
Recreational Trails		\$1,186,729	\$296,682	\$1,483,411
SRTS Education		\$1,951,346	\$487,837	\$2,439,183
Railroad Crossings		\$2,371,999	\$0	\$2,371,999
Carbon Reduction		\$17,892,442	\$4,473,111	\$22,365,553
Regional Priorities				
Regional Share (%)	MPO	\$288,838,935	\$72,209,734	\$361,048,668
3.5596	Berkshire Region	\$10,281,511	\$2,570,378	\$12,851,888
42.9671	Boston Region	\$124,105,714	\$31,026,428	\$155,132,142
4.5851	Cape Cod	\$13,243,554	\$3,310,888	\$16,554,442
8.6901	Central Mass	\$25,100,392	\$6,275,098	\$31,375,490
2.5397	Franklin Region	\$7,335,642	\$1,833,911	\$9,169,553
0.3100	Martha's Vineyard	\$895,401	\$223,850	\$1,119,251
4.4296	Merrimack Valley	\$12,794,409	\$3,198,602	\$15,993,012
4.4596	Montachusett	\$12,881,061	\$3,220,265	\$16,101,326
0.2200	Nantucket	\$635,446	\$158,861	\$794,307
3.9096	Northern Middlesex	\$11,292,447	\$2,823,112	\$14,115,559
4.5595	Old Colony	\$13,169,611	\$3,292,403	\$16,462,014
10.8100	Pioneer Valley	\$31,223,489	\$7,805,872	\$39,029,361
8.9601	Southeastern Mass	\$25,880,257	\$6,470,064	\$32,350,322
Highway		\$479,960,755	\$108,896,645	\$588,857,401
Reliability		\$342,010,687	\$77,534,128	\$419,544,815
Interstate Pavement		\$38,473,514	\$4,274,835	\$42,748,349
Non-Interstate Pavement		\$58,162,826	\$14,540,707	\$72,703,533
Roadway Improvements		\$1,600,000	\$400,000	\$2,000,000
Safety Improvements		\$26,100,000	\$3,900,000	\$30,000,000
Resiliency Improvements		\$13,200,000	\$3,300,000	\$16,500,000
Bridge		\$204,474,346	\$51,118,587	\$255,592,933
Bridge Inspections		\$8,838,012	\$2,209,503	\$11,047,515
Bridge Systematic Maintenance		\$16,000,000	\$4,000,000	\$20,000,000
Bridge On-system NHS		\$141,693,884	\$35,423,471	\$177,117,355
Bridge Off-system		\$37,942,450	\$9,485,613	\$47,428,063
Modernization		\$103,550,069	\$22,762,517	\$126,312,586
ADA Retrofits		\$2,000,000	\$500,000	\$2,500,000
Intersection Improvements		\$22,500,000	\$2,500,000	\$25,000,000
Intelligent Transportation Systems		\$8,247,894	\$2,061,974	\$10,309,868
Roadway Reconstruction		\$58,802,175	\$14,700,544	\$73,502,719
Safe Routes To School**		\$12,000,000	\$3,000,000	\$15,000,000
Expansion		\$34,400,000	\$8,600,000	\$43,000,000
Bicycle and Pedestrian		\$34,400,000	\$8,600,000	\$43,000,000
Capacity		\$0	\$0	\$0
Grand Total Formula Funds		\$849,526,278	\$200,413,151	\$1,049,939,429
Difference from Funds Available		\$0	\$82,762,597	\$82,762,597

*The program sizes above are only for highway funding programs subject to Obligation Authority. The Bipartisan Infrastructure Law (BIL) includes non-core formula funding for a few additional program through from FFY 2022 through FFY 2026. This includes an estimated \$242.5M federal aid annually for Bridge Formula Program funds; \$13.5M federal aid annually for National Electric Vehicle Infrastructure (NEVI) funds; and \$1.4M federal aid annually for Ferry Boat Program funds. MassDOT is conservatively estimating no additional federal apportionment of non-core formula funding beginning in FFY 2027.

**Safe Routes to School (SRTS) projects have historically been listed under Roadway Reconstruction. This will now be reflected as its own program in the STIP & CIP, and sized to the estimated annual award amounts.

Federal Fiscal Year 2028		Development STIP: FFY 2024 - 2028		
		Federal Aid Funds	Matching Funds	FFY 2028 (Proposed) (Fed Aid + Match)
Balance Obligation Authority		\$815,516,804		
Planned Redistribution Request		\$50,000,000		
Total Non-earmarked Funding Available		\$865,516,804	\$288,505,929	\$1,154,022,733
Planning/Adjustments/Pass-throughs		\$63,536,118	\$15,009,155	\$78,545,273
GANS Repayment		\$0	\$0	\$0
Award Adjustments, Change Orders, etc.		\$22,225,500	\$5,274,500	\$27,500,000
Metropolitan Planning		\$12,019,035	\$3,004,759	\$15,023,794
State Planning & Research		\$23,781,509	\$5,945,377	\$29,726,886
Recreational Trails		\$1,186,729	\$296,682	\$1,483,411
SRTS Education		\$1,951,346	\$487,837	\$2,439,183
Railroad Crossings		\$2,371,999	\$0	\$2,371,999
Carbon Reduction		\$18,250,291	\$4,562,573	\$22,812,864
Regional Priorities				
Regional Share (%)	MPO	\$294,275,713	\$73,568,928	\$367,844,642
3.5596	Berkshire Region	\$10,475,038	\$2,618,760	\$13,093,798
42.9671	Boston Region	\$126,441,740	\$31,610,435	\$158,052,175
4.5851	Cape Cod	\$13,492,836	\$3,373,209	\$16,866,045
8.6901	Central Mass	\$25,572,854	\$6,393,213	\$31,966,067
2.5397	Franklin Region	\$7,473,720	\$1,868,430	\$9,342,150
0.3100	Martha's Vineyard	\$912,255	\$228,064	\$1,140,319
4.4296	Merrimack Valley	\$13,035,237	\$3,258,809	\$16,294,046
4.4596	Montachusett	\$13,123,520	\$3,280,880	\$16,404,400
0.2200	Nantucket	\$647,407	\$161,852	\$809,259
3.9096	Northern Middlesex	\$11,505,003	\$2,876,251	\$14,381,254
4.5595	Old Colony	\$13,417,501	\$3,354,375	\$16,771,876
10.8100	Pioneer Valley	\$31,811,205	\$7,952,801	\$39,764,006
8.9601	Southeastern Mass	\$26,367,398	\$6,591,850	\$32,959,248
Highway		\$507,704,973	\$114,832,700	\$618,537,673
Reliability		\$364,917,461	\$83,260,822	\$448,178,283
	Interstate Pavement	\$38,473,514	\$4,274,835	\$42,748,349
	Non-Interstate Pavement	\$58,162,826	\$14,540,707	\$72,703,533
	Roadway Improvements	\$1,600,000	\$400,000	\$2,000,000
	Safety Improvements	\$26,100,000	\$3,900,000	\$30,000,000
	Resiliency Improvements	\$14,400,000	\$3,600,000	\$18,000,000
	Bridge	\$226,181,120	\$56,545,280	\$282,726,401
	Bridge Inspections	\$14,320,000	\$3,580,000	\$17,900,000
	Bridge Systematic Maintenance	\$16,000,000	\$4,000,000	\$20,000,000
	Bridge On-system NHS	\$157,918,670	\$39,479,668	\$197,398,338
	Bridge Off-system	\$37,942,450	\$9,485,613	\$47,428,063
Modernization		\$102,787,512	\$22,571,878	\$125,359,390
	ADA Retrofits	\$2,000,000	\$500,000	\$2,500,000
	Intersection Improvements	\$22,500,000	\$2,500,000	\$25,000,000
	Intelligent Transportation Systems	\$8,247,894	\$2,061,974	\$10,309,868
	Roadway Reconstruction	\$58,039,618	\$14,509,905	\$72,549,523
	Safe Routes To School	\$12,000,000	\$3,000,000	\$15,000,000
Expansion		\$40,000,000	\$9,000,000	\$45,000,000
	Bicycle and Pedestrian	\$40,000,000	\$9,000,000	\$45,000,000
	Capacity	\$0	\$0	\$0
Grand Total Formula Funds		\$865,516,804	\$203,410,783	\$1,064,927,587
Difference from Funds Available		\$0	\$85,095,147	\$89,095,146

APPENDIX H - TRANSPORTATION EVALUATION CRITERIA (TEC) FORMS

STATE PROJECT EVALUATION CRITERIA

Highway-funded Preservation Projects

PROJECT TYPE				OTHER IMPACT CRITERIA		
	Condition	Usage	Cost Effectiveness	Community Effects and Support	Land Use and Economic Development	Environmental and Air Quality/ Climate Effects
Roadway Maintenance	Extent of light and moderate cracking (Main) <input type="checkbox"/>	Annual Average Daily Traffic (AADT) <input type="checkbox"/>	Cost per Unit Change in Condition	Residential effects: right-of-way, noise, aesthetics, other <input type="checkbox"/>	Business effects: right-of-way, access, noise, traffic, parking, freight access other <input type="checkbox"/>	Air Quality/Climate effects <input type="checkbox"/>
Roadway Resurfacing						
Roadway Reconstruction	Measure of skid resistance (Main/Resurf) <input type="checkbox"/>	Percentage of Trucks <input type="checkbox"/>	Cost per Linear Mile	Public, local government, legislative, and regional support <input type="checkbox"/>	Sustainable development effects <input type="checkbox"/>	Water quality/supply effects; wetlands effects <input type="checkbox"/>
	Measure of rideability (Resurf/Recon) <input type="checkbox"/>	NHS Status <input type="checkbox"/>		Effect on service to minority or low income neighborhoods <input type="checkbox"/>		
	Measure of surface condition (Resurf/Recon) <input type="checkbox"/>		Cost per AADT	Other Impact/benefit to minority or low income neighborhoods <input type="checkbox"/>	Consistent with regional land-use and economic development plans <input type="checkbox"/>	Historic and cultural resource effects <input type="checkbox"/>
	Pavement structural adequacy (Recon) <input type="checkbox"/>			Effect on development and redevelopment of housing stock <input type="checkbox"/>	Effect on job creation. <input type="checkbox"/>	
Avg. Score (-3 to +3) <input type="checkbox"/>		Avg. Score (-3 to +3) <input type="checkbox"/>		Avg. Score (-3 to +3) <input type="checkbox"/>	Avg. Score (-3 to +3) <input type="checkbox"/>	Avg. Score (-3 to +3) <input type="checkbox"/>
						Total Score (-18 to +18) <input type="checkbox"/>

STATE PROJECT EVALUATION CRITERIA

Highway-funded Improvement/Expansion Projects

PROJECT TYPE	THRESHOLD TRANSPORTATION CRITERIA				OTHER IMPACT CRITERIA		
	Condition and Service Quality	Mobility	Safety and Security	Cost Effectiveness	Community Effects and Support	Land Use and Economic Development	Environmental and Air Quality/ Climate Effects
Arterials/Intersection	Magnitude of pavement condition improvement	Effect on magnitude and duration of congestion	Effect on crash rate compared to state average	Cost per Unit Change in Condition	Residential effects: right-of-way, noise, aesthetics, other	Business effects: right-of-way, access, noise, traffic, parking, freight access other	Air Quality/Climate effects
Major Highways	<input type="checkbox"/>	<input type="checkbox"/>	<input type="checkbox"/>		<input type="checkbox"/>	<input type="checkbox"/>	<input type="checkbox"/>
	Magnitude of improvement of other infrastructure elements	Effect on travel time and connectivity/access	Effect on bicycle and pedestrian safety	Cost per Linear Mile	Public, local government, legislative, and regional support	Sustainable development effects	Water quality/supply effects; wetlands effects
	<input type="checkbox"/>	<input type="checkbox"/>	<input type="checkbox"/>		<input type="checkbox"/>	<input type="checkbox"/>	<input type="checkbox"/>
			NHS Status		Effect on service to minority or low income neighborhoods		
		<input type="checkbox"/>		Cost per AADT	Other Impact/benefit to minority or low income neighborhoods	Consistent with regional land-use and economic development plans	Historic and cultural resource effects
		Effect on other modes using facility			<input type="checkbox"/>	<input type="checkbox"/>	<input type="checkbox"/>
		Effect on regional and local traffic			Effect on development and redevelopment of housing stock	Effect on job creation.	
		<input type="checkbox"/>			<input type="checkbox"/>	<input type="checkbox"/>	
	Avg. Score (-3 to +3)	Avg. Score (-3 to +3)	Avg. Score (-3 to +3)		Avg. Score (-3 to +3)	Avg. Score (-3 to +3)	Avg. Score (-3 to +3)
	<input type="checkbox"/>	<input type="checkbox"/>	<input type="checkbox"/>		<input type="checkbox"/>	<input type="checkbox"/>	<input type="checkbox"/>
							Total Score (-18 to +18)
							<input type="checkbox"/>

STATE PROJECT EVALUATION CRITERIA

Highway-funded Other Enhancements (non-bike/ped) Projects

PROJECT TYPE	THRESHOLD TRANSPORTATION CRITERIA				OTHER IMPACT CRITERIA		
	Condition and Service Quality	Mobility	Safety and Security	Cost Effectiveness	Community Effects and Support	Land Use and Economic Development	Environmental and Air Quality/ Climate Effects
Other Enhancements (non-bike/ped)	The extent to which the project improves the transportation system <input type="checkbox"/>	Number of users <input type="checkbox"/>	Effect on user safety/ security <input type="checkbox"/>	Cost per user <input type="checkbox"/>	Residential effects: right-of-way, noise, aesthetics, other <input type="checkbox"/>	Business effects: right-of-way, access, noise, traffic, parking, freight access other <input type="checkbox"/>	Air Quality/Climate effects <input type="checkbox"/>
		The extent to which the project is coordinated with other projects <input type="checkbox"/>			Public, local government, legislative, and regional support <input type="checkbox"/>	Sustainable development effects <input type="checkbox"/>	Water quality/supply effects; wetlands effects <input type="checkbox"/>
		The extent to which the project provides other benefits <input type="checkbox"/>			Effect on service to minority or low income neighborhoods <input type="checkbox"/>		
					Other Impact/benefit to minority or low income neighborhoods <input type="checkbox"/>	Consistent with regional land-use and economic development plans <input type="checkbox"/>	Historic and cultural resource effects <input type="checkbox"/>
					Effect on development and redevelopment of housing stock <input type="checkbox"/>	Effect on job creation. <input type="checkbox"/>	
	Avg. Score (-3 to +3) <input type="checkbox"/>	Avg. Score (-3 to +3) <input type="checkbox"/>	Avg. Score (-3 to +3) <input type="checkbox"/>		Avg. Score (-3 to +3) <input type="checkbox"/>	Avg. Score (-3 to +3) <input type="checkbox"/>	Avg. Score (-3 to +3) <input type="checkbox"/>
							Total Score (-18 to +18) <input type="checkbox"/>

STATE PROJECT EVALUATION CRITERIA

Highway-funded Bicycle Pedestrian Enhancement Projects

PROJECT TYPE	THRESHOLD TRANSPORTATION CRITERIA				OTHER IMPACT CRITERIA		
	Condition and Service Quality	Mobility	Safety and Security	Cost Effectiveness	Community Effects and Support	Land Use and Economic Development	Environmental and Air Quality/ Climate Effects
Bicycle/ Pedestrian Facilities Enhancements	Magnitude of surface condition improvement <input type="checkbox"/>	Number of users <input type="checkbox"/>	Effect of Bicycle Comfort Index <input type="checkbox"/>	Cost per user <input type="checkbox"/>	Residential effects: right-of-way, noise, aesthetics, other <input type="checkbox"/>	Business effects: right-of-way, access, noise, traffic, parking, freight access other <input type="checkbox"/>	Air Quality/Climate effects <input type="checkbox"/>
	Magnitude of improvement of other infrastructure elements <input type="checkbox"/>	Effect on travel time/ access/ connectivity for existing users <input type="checkbox"/>	Effect on pedestrian safety <input type="checkbox"/>	Cost per linear mile <input type="checkbox"/>	Public, local government, legislative, and regional support <input type="checkbox"/>	Sustainable development effects <input type="checkbox"/>	Water quality/supply effects; wetlands effects <input type="checkbox"/>
		Consistent with State Bicycle and/ or Pedestrian Plans <input type="checkbox"/>			Effect on service to minority or low income neighborhoods <input type="checkbox"/>		
					Other Impact/benefit to minority or low income neighborhoods <input type="checkbox"/>	Consistent with regional land-use and economic development plans <input type="checkbox"/>	Historic and cultural resource effects <input type="checkbox"/>
					Effect on development and redevelopment of housing stock <input type="checkbox"/>	Effect on job creation. <input type="checkbox"/>	
	Avg. Score (-3 to +3) <input type="checkbox"/>	Avg. Score (-3 to +3) <input type="checkbox"/>	Avg. Score (-3 to +3) <input type="checkbox"/>		Avg. Score (-3 to +3) <input type="checkbox"/>	Avg. Score (-3 to +3) <input type="checkbox"/>	Avg. Score (-3 to +3) <input type="checkbox"/>
							Total Score (-18 to +18) <input type="checkbox"/>

**APPENDIX I - FFY 2022 ANNUAL LISTING OF OBLIGATED PROJECTS
(ALSO POSTED TO OLD COLONY PLANNING COUNCIL WEBSITE)**

**OLD COLONY
METROPOLITAN PLANNING ORGANIZATION (MPO)**

**ANNUAL LISTING OF PROJECTS WITH
FEDERAL FUNDING OBLIGATED FOR
FEDERAL FISCAL YEAR 2022**

December 22, 2022

**PREPARED BY:
OLD COLONY PLANNING COUNCIL (OCPC)
70 SCHOOL STREET
BROCKTON, MASSACHUSETTS**

www.oldcolonyplanning.org

**PREPARED IN COOPERATION WITH THE BROCKTON AREA TRANSIT AUTHORITY,
THE MASSACHUSETTS DEPARTMENT OF TRANSPORTATION (#118969), THE FEDERAL
HIGHWAY ADMINISTRATION, AND THE FEDERAL TRANSIT ADMINISTRATION**

FUNDING

The preparation of this report has been financed in part through grants from the Federal Highway Administration and Federal Transit Administration, U.S. Department of Transportation, under Metropolitan Planning Program, Section 104(f) of Title 23, U.S. Code, under Contract #118969.

DISCLAIMER

The views and opinions of the Old Colony Planning Council expressed herein do not necessarily state or reflect those of the U. S. Department of Transportation.

Annual Listing of Projects with Federal Funding Obligated for Federal Fiscal Year 2022

In accordance with 23 CFR § 450.334, Old Colony Planning Council (OCPC) is making the Federal Fiscal Year (FFY) 2022 Annual Listing of Obligated Projects available for public review. The Annual Listing of Projects provides the projects for which federal funds have been obligated in FFY 2022 (October 1, 2021 - September 30, 2022).

Metropolitan Planning Organizations (MPOs) are required, under the authorized transportation bill, Bipartisan Infrastructure Law (BIL), to publish an annual listing of projects which funds have been obligated in the preceding year as a record of project delivery and progress report for public information and disclosure. In addressing BIL requirements, this report lists all transportation projects in the region that were obligated during FFY 2022.

The obligated list of projects must be developed through a cooperative effort with the metropolitan planning organization (MPO), state and public transportation operators responsible for tracking project authorizations and obligations spent during the immediately preceding fiscal year.

Obligation is defined as the Federal government's legal commitment to pay the Federal share of a project's cost. An obligated project is one that has been authorized by the federal agency and funds have been obligated. Projects for which funds have been obligated are not necessarily initiated or completed in the program year, and the amount of the obligation will not necessarily equal the total cost of the project.

Please contact William McNulty at 774-539-5103 or wmcnulty@ocpcrpa.org with any questions.

FFY 2022 ANNUAL LISTING OF OBLIGATED PROJECTS PER 23 CFR 450.334

MassDOT Project ID	MassDOT Project Description ▼	Advertis. / Obligation Date	FFY 2021 Programmed Federal Fund	FFY 2021 Obligated Federal Fund	Remaining Advance Construction Fund
-----------------------	-------------------------------	-----------------------------------	--	---------------------------------------	---

OLD COLONY

600380	PEMBROKE- REHABILITATION OF ROUTE 36 (CENTER STREET) FROM ROUTE 27 TO ROUTE 14	11-Dec-21	\$8,128,796.00	\$8,940,876.92	
608496	AVON- STOUGHTON- RESURFACING AND RELATED WORK ON ROUTE 24	23-Oct-21	\$5,871,674.40	\$5,872,010.70	
S12738	BAT FLEX TO FTA FOR BAT - BUY REPLACEMENT 35-FT BUS ELECTRIC (5)	26-Jul-22	\$2,600,000.00	\$2,600,000.00	

OLD COLONY TOTAL :

\$16,600,470.40

\$17,412,887.62

**Transportation Improvement Program (TIP)
Project Listing**

FFY 2022 ANNUAL LISTING OF OBLIGATED PROJECTS PER 23 CFR 450.334

FTA Program	Project Number	Transit Agency	FTA Activity Line Item	Project Description	Carryover (unobligated)	Federal Funds	State Funds	TDC	Local Funds	Total Cost	Grant #	Obligation Date	FFY 2022 Obligated Federal Funds
5307													
5307	RTD0009901	Brockton Area Transit Authority	113403	BAT - TERMINAL, INTERMODAL CENTRE - Pavement Management	2020 - \$200,000	\$200,000	\$50,000	\$0	\$0	\$250,000	MA-2022-014	6/7/2022	\$200,000
5307	RTD0009907	Brockton Area Transit Authority	111240	BAT - BUY ASSOC CAP MAINT ITEMS	2020 - \$80,000	\$80,000	\$20,000	\$0	\$0	\$100,000	MA-2022-014	6/7/2022	\$80,000
5307	RTD0009896	Brockton Area Transit Authority	114220	BAT - ACQUIRE - MISC SUPPORT EQUIPMENT	2020 - \$80,000	\$80,000	\$20,000	\$0	\$0	\$100,000	MA-2022-014	6/7/2022	\$80,000
5307	RTD0009900	Brockton Area Transit Authority	111201	BAT - BUY REPLACEMENT 40-FT BUS - (3)		\$355,000	\$1,104,250	\$0	\$0	\$1,459,250	MA-2022-013	6/7/2022	\$354,999
5307	RTD0009897	Brockton Area Transit Authority	114211	BAT - ACQUIRE REPLACEMENT SUPPORT VEHICLE - (1)	2020 - \$36,000	\$36,000	\$9,000	\$0	\$0	\$45,000	MA-2022-014	6/7/2022	\$30,120
5307	RTD0010173	Brockton Area Transit Authority	114206	BAT - ACQUIRE SHOP EQUIPMENT Lifts and Equipment	2020 - \$320,000	\$320,000	\$80,000	\$0	\$0	\$400,000	MA-2022-014	6/7/2022	\$320,000
				Subtotal		\$3,671,000	\$3,883,250	\$0	\$0	\$7,554,250			
5310													
5310	RTD0010512	Brockton Area Transit Authority	111204	BUY REPLACEMENT <30 FT BUS (5)		\$239,710	\$59,928	\$0	\$0	\$299,638	MA-2022-27-00	7/19/2022	120023
5310	RTD0007898	Brockton Area Transit Authority	300901	OPERATING ASSISTANCE - Avon/Stoughton		\$30,000	\$0	\$0	\$30,000	\$60,000	MA-2022-27-00	7/19/2022	118731
5310	RTD0010534	Brockton Area Transit Authority	300900	OPERATING ASSISTANCE - Rockland Flex		\$84,000	\$0	\$0	\$84,000	\$168,000	MA-2022-27-00	7/19/2022	118736
5310	RTD0010532	Old Colony Planning Council	300901	UP TO 50% FEDERAL SHARE		\$30,000	\$0	\$0	\$30,000	\$60,000	MA-2022-27-00	7/19/2022	118743
5310	RTD0010479	South Shore Community Action Council, Inc.	111215	BUY REPLACEMENT VAN		\$344,694	\$0	\$0	\$86,173	\$430,867	MA-2022-27-00	7/19/2022	120420
5310	RTD0010481	South Shore Community Action Council, Inc.	300900	OPERATING ASSISTANCE		\$75,000	\$0	\$0	\$75,000	\$150,000	MA-2022-27-00	7/19/2022	118744
5310	RTD0010491	South Shore Community Action Council, Inc.	440000	PLANNING		\$25,000	\$0	\$0	\$6,250	\$31,250	MA-2022-27-00	7/19/2022	118729
				Subtotal		\$828,404	\$59,928	\$0	\$311,423	\$1,199,755			
5339													
5339	RTD0010409	Brockton Area Transit Authority	111201	BAT - BUY REPLACEMENT 40-FT BUS - (3)		\$395,000	\$0	\$98,750	\$0	\$395,000	MA-2022-013	6/7/2022	\$395,001
				Subtotal		\$395,000	\$0	\$98,750	\$0	\$395,000			

Funds listed under the Carry Over column are included in the Federal Amount

Grants awarded in TraMS (October 1, 2021 to September 30, 2022)

APPENDIX J - COMPLETED HIGHWAY AND TRANSIT PROJECTS (2015 TO PRESENT; GREENHOUSE GAS (GHG) EMISSIONS ANALYSIS)

Old Colony Region Transportation Improvement Program

MassDOT Project ID ▼	MassDOT Project Description ▼	Total Programmed Funds ▼	GHG Analysis Type ▼	GHG CO ₂ Impact (kg/yr) ▼	GHG Impact Description ▼	Additional Description ▼	Fiscal Year of Contract Award (2015 and forward) ▼
603660	BRIDGEWATER- SIGNAL & INTERSECTION IMPROVEMENTS AT STATE ROUTE 18 & HIGH STREET	\$ 1,259,683	Quantified	94,020.393	Quantified Decrease in Emissions from Traffic Operational Improvement		2015
601644	BROCKTON- RESURFACING & RELATED WORK ON WEST ELM STREET, FROM WARREN AVENUE TO WEST STREET (6,800 FT.)	\$ 5,022,800	Quantified	358,738.067	Quantified Decrease in Emissions from Traffic Operational Improvement		2015
606071	EASTON- SIGNAL & INTERSECTION IMPROVEMENTS @ ROUTE 138 (TURNPIKE STREET) AND ROUTE 106 (FOUNDRY STREET)	\$ 1,377,744	Quantified	59,301.843	Quantified Decrease in Emissions from Traffic Operational Improvement		2015
604957	PEMBROKE- RECONSTRUCTION ON ROUTE 14, FROM THE HANSON T.L. TO WASHINGTON STREET (ROUTE 53) AC PHASE 1 OF 2	\$ 9,188,746	Quantified	729.893	Quantified Decrease in Emissions from Traffic Operational Improvement		2016
608085	AVON - INSTALLATION OF A MEDIAN BARRIER ON HARRISON BOULEVARD	\$ 2,305,120	Quantified	989,860.450	Quantified Decrease in Emissions from Traffic Operational Improvement		2016
606036	BROCKTON - SIGNAL & INTERSECTION IMPROVEMENTS @ ROUTE 123 (BELMONT STREET)/LINWOOD STREET/ LORRAINE AVENUE	\$ 4,646,985	Quantified	73,162.015	Quantified Decrease in Emissions from Other Improvements		2016
607175	PLYMOUTH - RESURFACING & RELATED WORK ON ROUTE 3	\$ 15,745,980	Qualitative		Qualitative Decrease in Emissions		2016
605038	PLYMOUTH- RECONSTRUCTION OF TAYLOR AVENUE, FROM WHITE HORSE ROAD TO MANOMET POINT ROAD, INCLUDES BRIDGE REPLACEMENT OF P-13-010	\$ 8,726,144	Quantified	2,011.100	Quantified Decrease in Emissions from Other Improvements		2017
607438	EASTON- INTERSECTION IMPROVEMENTS AT WASHINGTON STREET (ROUTE 138) AND UNION STREET	\$ 2,659,239	Quantified	326,293.197	Quantified Decrease in Emissions from Traffic Operational Improvement		2018
607337	PEMBROKE- INTERSECTION IMPROVEMENTS AND RELATED WORK AT WASHINGTON STREET (ROUTE 53) AND PLEASANT STREET	\$ 2,264,709	Quantified	170,714.225	Quantified Decrease in Emissions from Traffic Operational Improvement		2018
606264	PLYMOUTH- IMPROVEMENTS ON OBERY STREET, FROM SOUTH STREET TO A.A. CARANCI WAY/PLYMOUTH NORTH H.S. DRIVE INTERSECTION	\$ 6,657,553	Quantified	583,159.967	Quantified Decrease in Emissions from Traffic Operational Improvement		2018
607860	WHITMAN- TRAFFIC SIGNAL IMPROVEMENTS & RELATED WORK ON BEDFORD STREET (ROUTE 18) AT 2 LOCATIONS: AUBURN STREET (ROUTE 14) & TEMPLE STREET (ROUTE 27)	\$ 5,990,816	Quantified	133,711.328	Quantified Decrease in Emissions from Traffic Operational Improvement		2018
608143	ABINGTON/ BROCKTON - NORTH QUINCY STREET, CHESTNUT STREET, AND BOUNDARY AVENUE ROUNDABOUT AND GEOMETRIC IMPROVEMENTS	\$ 1,218,906	Quantified	505,089.454	Quantified Decrease in Emissions from Traffic Operational Improvement		2019
607941	EAST BRIDGEWATER - RESURFACING AND SIDEWALK CONSTRUCTION ON BEDFORD STREET (ROUTE 18), FROM WHITMAN STREET (ROUTE 106) TO CENTRAL STREET	\$ 7,763,091	Quantified	1,525.300	Quantified Decrease in Emissions from Bicycle and Pedestrian Infrastructure		2019
608088	BROCKTON - CORRIDOR IMPROVEMENTS ON ROUTE 123 (BELMONT STREET), FROM ANGUS BEATON DRIVE TO WEST STREET	\$ 7,350,265	Quantified	205,184.676	Quantified Decrease in Emissions from Traffic Operational Improvement		2020
608266	PEMBROKE - RESURFACING AND RELATED WORK ON ROUTE 53	\$ 2,725,075	Qualitative		Qualitative Decrease in Emissions		2020
607217	EASTON - ROUTE 123 (DEPOT STREET) RECONSTRUCTION FROM NEWELL CIRCLE TO ROUTE 138	\$ 9,018,229	Quantified	132,862.633	Quantified Decrease in Emissions from Bicycle and Pedestrian Infrastructure		2021
608086	AVON - INTERSECTION IMPROVEMENTS AT HARRISON BOULEVARD AND POND STREET	\$ 4,969,007	Quantified	989,860.450	Quantified Decrease in Emissions from Traffic Operational Improvement		2021
608829	STOUGHTON- IMPROVEMENTS AT WEST ELEMENTARY SCHOOL (SRTS)	\$ 3,171,443	Qualitative		Qualitative Decrease in Emissions		2021
608496	AVON - STOUGHTON - PAVEMENT PRESERVATION AND RELATED WORK ON ROUTE 24	\$ 7,339,593	Qualitative		No assumed impact/negligible impact on emissions		2022
600380	PEMBROKE - REHABILITATION OF ROUTE 36 (CENTER STREET) FROM ROUTE 27 TO ROUTE 14	\$ 10,160,995	Quantified	3,776.201	Quantified Decrease in Emissions from Bicycle and Pedestrian Infrastructure		2022
607403	STOUGHTON - CORRIDOR IMPROVEMENTS ON ROUTE 138	\$ 6,971,447	Quantified	11,778.790	Quantified Decrease in Emissions from Bicycle and Pedestrian Infrastructure		2023
608279	STOUGHTON - INTERSECTION IMPROVEMENTS AND RELATED WORK AT CENTRAL STREET, CANTON STREET AND TOSCA DRIVE	\$ 4,596,463	Quantified	83,067.763	Quantified Decrease in Emissions from Bicycle and Pedestrian Infrastructure		2023

Old Colony Region Transportation Improvement Program

FTA Activity Line Item ▼	Transit Agency ▼	Project Description ▼	Total Cost ▼	GHG Analysis Type ▼	GHG CO ₂ Impact (kg/yr) ▼	GHG Impact Description ▼	Additional Description ▼	Fiscal Year Programmed (2015 and forward) ▼
111201	BAT	BUY REPLACEMENT 40-FT BUS (4)	\$ 1,960,000	Quantified	9,383.318	Quantified Decrease in Emissions from Bus Replacement		2016
111202	BAT	BUY REPLACEMENT 35-FT BUS (4)	\$ 2,000,000	Quantified	9,899.523	Quantified Decrease in Emissions from Bus Replacement		2016
111201	BAT	BAT ACQUIRE REPLACEMENT 40-FT BUS (4)	\$ 2,050,000	Quantified	20,577.935	Quantified Decrease in Emissions from Bus Replacement		2018
111302	BAT	BAT - ACQUIRE 35-FT BUS FOR EXPANSION (2) HYBRID	\$ 1,400,000	Quantified	23,611.723	Quantified Decrease in Emissions from New/Additional Transit Service		2018
111202	BAT	BAT ACQUIRE REPLACEMENT 35-FT BUS (6)	\$ 3,000,000	Quantified	30,866.902	Quantified Decrease in Emissions from Bus Replacement		2018
111203	BAT	BUY REPLACEMENT 30-FT BUS (2) BSU	\$ 500,000	Quantified	188,480.027	Quantified Decrease in Emissions from Bus Replacement		2019
111203	BAT	BUY REPLACEMENT 30-FT BUS (3) BSU	\$ 450,000	Quantified	280,178.756	Quantified Decrease in Emissions from Bus Replacement		2020
111201	BAT	BUY REPLACEMENT 40-FT BUS (4)	\$ 2,250,000	Quantified	246,174.712	Quantified Decrease in Emissions from Bus Replacement		2021
111201	BAT	BUY REPLACEMENT 40-FT BUS (3)	\$ 1,500,000	Quantified	273,484.385	Quantified Decrease in Emissions from Bus Replacement		2022
111201	BAT	BAT - BUY REPLACEMENT 35-FT BUS ELECTRIC (5)	\$ 6,500,000	Quantified	8,041,047.812	Quantified Decrease in Emissions from Bus Replacement		2023

APPENDIX K - FFY 2024-2028 GREENHOUSE GAS (GHG) EMISSIONS ANALYSIS



Greenhouse Gas (GHG) Analysis Report

Program Activity: Highway

STIP: 2024 - 2028 (D)

MassDot Project ID	MassDOT Project Description	GHG Analysis Type	GHG Impact Description	GHG CO2 Impact (kg/yr)	Additional Information
Federal Fiscal Year 2024					
Old Colony					
607403	STOUGHTON- CORRIDOR IMPROVEMENTS ON ROUTE 138	Quantified	Quantified Decrease in Emissions from Traffic Operational Improvement	3,546	
609052	BROCKTON- INTERSECTION IMPROVEMENTS AT CENTRE STREET (ROUTE 123) AND PLYMOUTH STREET	Quantified	Quantified Decrease in Emissions from Other Improvements	359,725	
609410	BROCKTON- INTERSECTION IMPROVEMENTS AND RELATED WORK AT CENTRE STREET (ROUTE 123), CARY STREET AND LYMAN STREET	Quantified	Quantified Decrease in Emissions from Traffic Operational Improvement	220,765	
609435	PLYMPTON- BRIDGE REPLACEMENT, P-14-001 (445), WINNETUXET ROAD OVER WINNETUXET RIVER		No assumed impact/negligible impact on emissions	0	
Old Colony				Total GHG Increase (kg/year)	0
				Total GHG Reduction (kg/year)	584,037
				Total GHG Difference (kg/year)	584,037
2024				Total GHG Increase (kg/year)	0
				Total GHG Reduction (kg/year)	584,037
				Total GHG Difference (kg/year)	584,037



Greenhouse Gas (GHG) Analysis Report

Program Activity: Highway

STIP: 2024 - 2028 (D)

MassDot Project ID	MassDOT Project Description	GHG Analysis Type	GHG Impact Description	GHG CO2 Impact (kg/yr)	Additional Information
Federal Fiscal Year 2025					
Old Colony					
607818	BROCKTON- INTERSECTION IMPROVEMENTS AT LYMAN STREET/GROVE STREET/SUMMER STREET & REPLACEMENT OF GROVE STREET BRIDGE, B-25-005, OVER SALISBURY PLAIN RIVER	Quantified	Quantified Decrease in Emissions from Other Improvements	6,779	
608195	EASTON- CORRIDOR IMPROVEMENTS ON ROUTE 138 INCLUDING INTERSECTION IMPROVEMENTS AT ROUTE 138 (WASHINGTON STREET) AND ELM STREET	Quantified	Quantified Decrease in Emissions from Other Improvements	256,229	
Old Colony			Total GHG Increase (kg/year)	0	
			Total GHG Reduction (kg/year)	263,008	
			Total GHG Difference (kg/year)	263,008	
2025			Total GHG Increase (kg/year)	0	
			Total GHG Reduction (kg/year)	263,008	
			Total GHG Difference (kg/year)	263,008	



Greenhouse Gas (GHG) Analysis Report

Program Activity: Highway

STIP: 2024 - 2028 (D)

MassDot Project ID	MassDOT Project Description	GHG Analysis Type	GHG Impact Description	GHG CO2 Impact (kg/yr)	Additional Information
Federal Fiscal Year 2026					
Old Colony					
606002	KINGSTON- DUXBURY- INTERSECTION IMPROVEMENTS AT ROUTE 3 RAMPS (NB/SB) AND ROUTE 3A (TREMONT STREET)	Quantified	Quantified Decrease in Emissions from Other Improvements	253,538	
609440	ABINGTON- INTERSECTION IMPROVEMENTS AT HANCOCK STREET AND CHESTNUT STREET	Quantified	Quantified Decrease in Emissions from Other Improvements	692,501	
611979	AVON- INTERSECTION IMPROVEMENTS AT ROUTE 28, SPRING STREET AND HARRISON BOULEVARD	Quantified	Quantified Decrease in Emissions from Traffic Operational Improvement	1,164,393	
Old Colony				Total GHG Increase (kg/year)	0
				Total GHG Reduction (kg/year)	2,110,432
				Total GHG Difference (kg/year)	2,110,432
2026				Total GHG Increase (kg/year)	0
				Total GHG Reduction (kg/year)	2,110,432
				Total GHG Difference (kg/year)	2,110,432



Greenhouse Gas (GHG) Analysis Report

Program Activity: Highway

STIP: 2024 - 2028 (D)

MassDot Project ID	MassDOT Project Description	GHG Analysis Type	GHG Impact Description	GHG CO2 Impact (kg/yr)	Additional Information
Federal Fiscal Year 2027					
Old Colony					
608506	HANSON- CORRIDOR IMPROVEMENTS ON ROUTE 14 (MAQUAN STREET), FROM THE PEMBROKE T.L. TO INDIAN HEAD STREET AND RELATED WORK	Quantified	Quantified Decrease in Emissions from Complete Streets Project	9,577	
612006	DUXBURY- BRIDGE REPLACEMENT, D-14-003 (438), POWDER POINT AVENUE OVER DUXBURY BAY	Not Applicable	No assumed impact/negligible impact on emissions	0	
612525	ABINGTON- INTERSECTION IMPROVEMENTS, RANDOLPH STREET AND RICHARD A FITTS DRIVE (ROUTE 139) AT CHESTNUT STREET AND OLD RANDOLPH STREET	Quantified	Quantified Decrease in Emissions from Traffic Operational Improvement	463,364	
Old Colony			Total GHG Increase (kg/year)	0	
			Total GHG Reduction (kg/year)	472,941	
			Total GHG Difference (kg/year)	472,941	
2027			Total GHG Increase (kg/year)	0	
			Total GHG Reduction (kg/year)	472,941	
			Total GHG Difference (kg/year)	472,941	
2024 - 2028			Total GHG Increase (kg/year)	0	
			Total GHG Reduction (kg/year)	3,430,418	
			Total GHG Difference (kg/year)	3,430,418	

APPENDIX L - FFY 2024-2028 GATRA TRANSIT ELEMENT



STIP Investments Report

Program Activity: Transit, Greater Attleboro-Taunton Regional Transit Authority

STIP: 2024 - 2028 (D)

Year	MassDOT Project ID	Municipality	Program	MassDOT Project Description	Funding Source	Total Project Cost	Total Programmed Funds	Federal Funds	State Funds	Other Funds
Federal Fiscal Year 2024							\$13,836,090	\$9,298,872	\$2,794,518	\$1,742,700
Greater Attleboro-Taunton Regional Transit Authority							\$13,836,090	\$9,298,872	\$2,794,518	\$1,742,700
2024	RTD0010652	Attleboro	RTA Facility & Vehicle Maintenance	Greater Attleboro-Taunton Regional Transit Authority - Rehab-Renovation Attleboro Area Commuter Rail Stations	5337	\$1,288,500	\$1,030,800	\$1,030,800		
2024	RTD0010652	Attleboro	RTA Facility & Vehicle Maintenance	Greater Attleboro-Taunton Regional Transit Authority - Rehab-Renovation Attleboro Area Commuter Rail Stations	LF	\$1,288,500	\$257,700			\$257,700
2024	RTD0010653		RTA Facility & System Modernization	Greater Attleboro-Taunton Regional Transit Authority - Miscellaneous Support Equipment	5307	\$350,000	\$280,000	\$280,000		
2024	RTD0010653		RTA Facility & System Modernization	Greater Attleboro-Taunton Regional Transit Authority - Miscellaneous Support Equipment	RTACAP	\$350,000	\$70,000		\$70,000	
2024	RTD0010654		RTA Facility & System Modernization	Greater Attleboro-Taunton Regional Transit Authority - Short Range Transit Planning	5307	\$100,000	\$80,000	\$80,000		
2024	RTD0010654		RTA Facility & System Modernization	Greater Attleboro-Taunton Regional Transit Authority - Short Range Transit Planning	RTACAP	\$100,000	\$20,000		\$20,000	
2024	RTD0010655		RTA Fleet Upgrades	Greater Attleboro-Taunton Regional Transit Authority - Buy Replacement 35-FT Buses (2) - BEB	5307	\$1,800,000	\$1,440,000	\$1,440,000		
2024	RTD0010655		RTA Fleet Upgrades	Greater Attleboro-Taunton Regional Transit Authority - Buy Replacement 35-FT Buses (2) - BEB	LF	\$1,800,000	\$360,000			\$360,000
2024	RTD0010656		RTA Vehicle Replacement	Greater Attleboro-Taunton Regional Transit Authority - Buy Replacement Vans - 14	LF	\$1,125,000	\$1,125,000			\$1,125,000
2024	RTD0010657		Operating	Greater Attleboro-Taunton Regional Transit Authority - Non Fixed Route ADA Paratransit Operating	5307	\$1,600,000	\$1,280,000	\$1,280,000		
2024	RTD0010657		Operating	Greater Attleboro-Taunton Regional Transit Authority - Non Fixed Route ADA Paratransit Operating	SCA	\$1,600,000	\$320,000		\$320,000	
2024	RTD0010658		Operating	Greater Attleboro-Taunton Regional Transit Authority - Fixed Route Operating Assistance	5307	\$1,300,000	\$650,000	\$650,000		



STIP Investments Report

Program Activity: Transit, Greater Attleboro-Taunton Regional Transit Authority

STIP: 2024 - 2028 (D)

Year	MassDOT Project ID	Municipality	Program	MassDOT Project Description	Funding Source	Total Project Cost	Total Programmed Funds	Federal Funds	State Funds	Other Funds
2024	RTD0010658		Operating	Greater Attleboro-Taunton Regional Transit Authority - Fixed Route Operating Assistance	SCA	\$1,300,000	\$650,000		\$650,000	
2024	RTD0010659		Operating	Greater Attleboro-Taunton Regional Transit Authority - Preventative Maintenance	5307	\$3,500,000	\$2,800,000	\$2,800,000		
2024	RTD0010659		Operating	Greater Attleboro-Taunton Regional Transit Authority - Preventative Maintenance	SCA	\$3,500,000	\$700,000		\$700,000	
2024	RTD0010661		Operating	Greater Attleboro-Taunton Regional Transit Authority - Mobility Management	5307	\$175,000	\$140,000	\$140,000		
2024	RTD0010661		Operating	Greater Attleboro-Taunton Regional Transit Authority - Mobility Management	SCA	\$175,000	\$35,000		\$35,000	
2024	RTD0011418		RTA Facility & System Modernization	Greater Attleboro-Taunton Regional Transit Authority - East Maintenance Facility	RTACAP	\$11,600,000	\$600,000		\$600,000	
2024	T00079	Multiple	RTA Facility & Vehicle Maintenance	GATRA - Rehab Renovate Facilities	5307	\$375,000	\$300,000	\$300,000		
2024	T00079	Multiple	RTA Facility & Vehicle Maintenance	GATRA - Rehab Renovate Facilities	RTACAP	\$375,000	\$75,000		\$75,000	
2024	T00080	Taunton	RTA Facility & System Modernization	GATRA - Parcel 6A Solar Project	5307	\$4,800,000	\$240,000	\$240,000		
2024	T00080	Taunton	RTA Facility & System Modernization	GATRA - Parcel 6A Solar Project	RTACAP	\$4,800,000	\$60,000		\$60,000	
2024	T00081	Multiple	RTA Vehicle Replacement	GATRA - Purchase Replacement 35-Foot Diesel Buses (2)	5307	\$1,250,000	\$1,000,000	\$1,000,000		
2024	T00081	Multiple	RTA Vehicle Replacement	GATRA - Purchase Replacement 35-Foot Diesel Buses (2)	RTACAP	\$1,250,000	\$250,000		\$250,000	
2024	T00094		Revenue Vehicle Program	GATRA - Associated Capital Items Bus	5307	\$72,590	\$58,072	\$58,072		
2024	T00094		Revenue Vehicle Program	GATRA - Associated Capital Items Bus	RTACAP	\$72,590	\$14,518		\$14,518	



STIP Investments Report

Program Activity: Transit, Greater Attleboro-Taunton Regional Transit Authority

STIP: 2024 - 2028 (D)

Year	MassDOT Project ID	Municipality	Program	MassDOT Project Description	Funding Source	Total Project Cost	Total Programmed Funds	Federal Funds	State Funds	Other Funds
Federal Fiscal Year 2025							\$14,864,513	\$10,341,610	\$3,410,770	\$1,112,133
Greater Attleboro-Taunton Regional Transit Authority							\$14,864,513	\$10,341,610	\$3,410,770	\$1,112,133
2025	RTD0010662		Operating	Greater Attleboro-Taunton Regional Transit Authority - Mobility Management	5307	\$175,000	\$140,000	\$140,000		
2025	RTD0010662		Operating	Greater Attleboro-Taunton Regional Transit Authority - Mobility Management	SCA	\$175,000	\$35,000		\$35,000	
2025	RTD0010663		Operating	Greater Attleboro-Taunton Regional Transit Authority - Non Fixed Route ADA Paratransit Operating	5307	\$1,650,000	\$1,320,000	\$1,320,000		
2025	RTD0010663		Operating	Greater Attleboro-Taunton Regional Transit Authority - Non Fixed Route ADA Paratransit Operating	SCA	\$1,650,000	\$330,000		\$330,000	
2025	RTD0010664		Operating	Greater Attleboro-Taunton Regional Transit Authority - Fixed Route Operating Assistance	5307	\$1,300,000	\$650,000	\$650,000		
2025	RTD0010664		Operating	Greater Attleboro-Taunton Regional Transit Authority - Fixed Route Operating Assistance	SCA	\$1,300,000	\$650,000		\$650,000	
2025	RTD0010665		RTA Fleet Upgrades	Greater Attleboro-Taunton Regional Transit Authority - Buy Replacement Vans - 10	LF	\$850,000	\$850,000			\$850,000
2025	RTD0010666		Operating	Greater Attleboro-Taunton Regional Transit Authority - Preventative Maintenance	5307	\$5,600,000	\$4,480,000	\$4,480,000		
2025	RTD0010666		Operating	Greater Attleboro-Taunton Regional Transit Authority - Preventative Maintenance	SCA	\$5,600,000	\$1,120,000		\$1,120,000	
2025	RTD0010667		Operating	Greater Attleboro-Taunton Regional Transit Authority - Short Range Transit Planning	5307	\$100,000	\$80,000	\$80,000		
2025	RTD0010667		Operating	Greater Attleboro-Taunton Regional Transit Authority - Short Range Transit Planning	SCA	\$100,000	\$20,000		\$20,000	
2025	RTD0010668		RTA Facility & System Modernization	Greater Attleboro-Taunton Regional Transit Authority - Rehab-Renovation Attleboro Area Commuter Rail Stations	5337	\$1,310,663	\$1,048,530	\$1,048,530		
2025	RTD0010668		RTA Facility & System Modernization	Greater Attleboro-Taunton Regional Transit Authority - Rehab-Renovation Attleboro Area Commuter Rail Stations	LF	\$1,310,663	\$262,133			\$262,133



STIP Investments Report

Program Activity: Transit, Greater Attleboro-Taunton Regional Transit Authority

STIP: 2024 - 2028 (D)

Year	MassDOT Project ID	Municipality	Program	MassDOT Project Description	Funding Source	Total Project Cost	Total Programmed Funds	Federal Funds	State Funds	Other Funds
2025	RTD0010669		RTA Fleet Upgrades	Greater Attleboro-Taunton Regional Transit Authority - Buy Replacement 35-FT Buses (2) - BEB	5307	\$1,600,000	\$1,280,000	\$1,280,000		
2025	RTD0010669		RTA Fleet Upgrades	Greater Attleboro-Taunton Regional Transit Authority - Buy Replacement 35-FT Buses (2) - BEB	RTACAP	\$1,600,000	\$320,000		\$320,000	
2025	RTD0011418		RTA Facility & System Modernization	Greater Attleboro-Taunton Regional Transit Authority - East Maintenance Facility	RTACAP	\$11,600,000	\$600,000		\$600,000	
2025	T00080	Taunton	RTA Facility & System Modernization	GATRA - Parcel 6A Solar Project	5307	\$4,800,000	\$800,000	\$800,000		
2025	T00080	Taunton	RTA Facility & System Modernization	GATRA - Parcel 6A Solar Project	RTACAP	\$4,800,000	\$200,000		\$200,000	
2025	T00082	Multiple	RTA Facility & Vehicle Maintenance	GATRA - Rehab Renovate Bus Facilities	5307	\$117,000	\$93,600	\$93,600		
2025	T00082	Multiple	RTA Facility & Vehicle Maintenance	GATRA - Rehab Renovate Bus Facilities	RTACAP	\$117,000	\$23,400		\$23,400	
2025	T00083	Multiple	RTA Facility & Vehicle Maintenance	GATRA - Miscellaneous Support Equipment	5307	\$110,000	\$88,000	\$88,000		
2025	T00083	Multiple	RTA Facility & Vehicle Maintenance	GATRA - Miscellaneous Support Equipment	RTACAP	\$110,000	\$22,000		\$22,000	
2025	T00084	Multiple	RTA Vehicle Replacement	GATRA - Purchase <30-Foot Replacement Buses (2)	5307	\$400,000	\$320,000	\$320,000		
2025	T00084	Multiple	RTA Vehicle Replacement	GATRA - Purchase <30-Foot Replacement Buses (2)	RTACAP	\$400,000	\$80,000		\$80,000	
2025	T00095		Revenue Vehicle Program	GATRA - Associated Capital Items Bus	5307	\$51,850	\$41,480	\$41,480		
2025	T00095		Revenue Vehicle Program	GATRA - Associated Capital Items Bus	RTACAP	\$51,850	\$10,370		\$10,370	



STIP Investments Report

Program Activity: Transit, Greater Attleboro-Taunton Regional Transit Authority

STIP: 2024 - 2028 (D)

Year	MassDOT Project ID	Municipality	Program	MassDOT Project Description	Funding Source	Total Project Cost	Total Programmed Funds	Federal Funds	State Funds	Other Funds
Federal Fiscal Year 2026							\$14,786,020	\$10,498,816	\$3,187,204	\$1,100,000
Greater Attleboro-Taunton Regional Transit Authority							\$14,786,020	\$10,498,816	\$3,187,204	\$1,100,000
2026	RTD0010671		Operating	Greater Attleboro-Taunton Regional Transit Authority - Mobility Management	5307	\$175,000	\$140,000	\$140,000		
2026	RTD0010671		Operating	Greater Attleboro-Taunton Regional Transit Authority - Mobility Management	SCA	\$175,000	\$35,000		\$35,000	
2026	RTD0010672		Operating	Greater Attleboro-Taunton Regional Transit Authority - Short Range Transit Planning	5307	\$100,000	\$80,000	\$80,000		
2026	RTD0010672		Operating	Greater Attleboro-Taunton Regional Transit Authority - Short Range Transit Planning	SCA	\$100,000	\$20,000		\$20,000	
2026	RTD0010673		Operating	Greater Attleboro-Taunton Regional Transit Authority - Preventative Maintenance	5307	\$5,600,000	\$4,480,000	\$4,480,000		
2026	RTD0010673		Operating	Greater Attleboro-Taunton Regional Transit Authority - Preventative Maintenance	SCA	\$5,600,000	\$1,120,000		\$1,120,000	
2026	RTD0010674		Operating	Greater Attleboro-Taunton Regional Transit Authority - Non Fixed Route ADA Paratransit Operating	5307	\$1,650,000	\$1,320,000	\$1,320,000		
2026	RTD0010674		Operating	Greater Attleboro-Taunton Regional Transit Authority - Non Fixed Route ADA Paratransit Operating	SCA	\$1,650,000	\$330,000		\$330,000	
2026	RTD0010675		Operating	Greater Attleboro-Taunton Regional Transit Authority - Fixed Route Operating Assistance	5307	\$1,500,000	\$750,000	\$750,000		
2026	RTD0010675		Operating	Greater Attleboro-Taunton Regional Transit Authority - Fixed Route Operating Assistance	SCA	\$1,500,000	\$750,000		\$750,000	
2026	RTD0010676		RTA Facility & Vehicle Maintenance	Greater Attleboro-Taunton Regional Transit Authority - Miscellaneous Support Equipment	5307	\$186,800	\$149,440	\$149,440		
2026	RTD0010676		RTA Facility & Vehicle Maintenance	Greater Attleboro-Taunton Regional Transit Authority - Miscellaneous Support Equipment	RTACAP	\$186,800	\$37,360		\$37,360	
2026	RTD0010677		RTA Vehicle Replacement	Greater Attleboro-Taunton Regional Transit Authority - Buy Replacement Vans - 12	LF	\$1,100,000	\$1,100,000			\$1,100,000
2026	RTD0011418		RTA Facility & System Modernization	Greater Attleboro-Taunton Regional Transit Authority - East Maintenance Facility	5307	\$11,600,000	\$2,000,000	\$2,000,000		



STIP Investments Report

Program Activity: Transit, Greater Attleboro-Taunton Regional Transit Authority

STIP: 2024 - 2028 (D)

Year	MassDOT Project ID	Municipality	Program	MassDOT Project Description	Funding Source	Total Project Cost	Total Programmed Funds	Federal Funds	State Funds	Other Funds
2026	RTD0011418		RTA Facility & System Modernization	Greater Attleboro-Taunton Regional Transit Authority - East Maintenance Facility	RTACAP	\$11,600,000	\$500,000		\$500,000	
2026	T00080	Taunton	RTA Facility & System Modernization	GATRA - Parcel 6A Solar Project	5307	\$4,800,000	\$1,200,000	\$1,200,000		
2026	T00080	Taunton	RTA Facility & System Modernization	GATRA - Parcel 6A Solar Project	RTACAP	\$4,800,000	\$300,000		\$300,000	
2026	T00101	Attleboro	RTA Facility & System Modernization	GATRA - Transit Enhancement	5307	\$12,000	\$9,600	\$9,600		
2026	T00101	Attleboro	RTA Facility & System Modernization	GATRA - Transit Enhancement	RTACAP	\$12,000	\$2,400		\$2,400	
2026	T00102		Revenue Vehicle Program	GATRA - Associated Capital Items Bus	5307	\$62,220	\$49,776	\$49,776		
2026	T00102		Revenue Vehicle Program	GATRA - Associated Capital Items Bus	RTACAP	\$62,220	\$12,444		\$12,444	
2026	T00103		RTA Vehicle Replacement	GATRA - Acquire <30-Ft Replacement Buses (2)	5307	\$400,000	\$320,000	\$320,000		
2026	T00103		RTA Vehicle Replacement	GATRA - Acquire <30-Ft Replacement Buses (2)	RTACAP	\$400,000	\$80,000		\$80,000	



STIP Investments Report

Program Activity: Transit, Greater Attleboro-Taunton Regional Transit Authority

STIP: 2024 - 2028 (D)

Year	MassDOT Project ID	Municipality	Program	MassDOT Project Description	Funding Source	Total Project Cost	Total Programmed Funds	Federal Funds	State Funds	Other Funds
Federal Fiscal Year 2027							\$17,701,850	\$12,939,480	\$3,797,370	\$965,000
Greater Attleboro-Taunton Regional Transit Authority							\$17,701,850	\$12,939,480	\$3,797,370	\$965,000
2027	RTD0011411		RTA Facility & Vehicle Maintenance	Greater Attleboro-Taunton Regional Transit Authority - Miscellaneous Support Equipment	5307	\$60,000	\$48,000	\$48,000		
2027	RTD0011411		RTA Facility & Vehicle Maintenance	Greater Attleboro-Taunton Regional Transit Authority - Miscellaneous Support Equipment	RTACAP	\$60,000	\$12,000		\$12,000	
2027	RTD0011412		Operating	Greater Attleboro-Taunton Regional Transit Authority - Non Fixed Route ADA Paratransit Operating	5307	\$1,650,000	\$1,320,000	\$1,320,000		
2027	RTD0011412		Operating	Greater Attleboro-Taunton Regional Transit Authority - Non Fixed Route ADA Paratransit Operating	SCA	\$1,650,000	\$330,000		\$330,000	
2027	RTD0011413		Operating	Greater Attleboro-Taunton Regional Transit Authority - Mobility Management	5307	\$175,000	\$140,000	\$140,000		
2027	RTD0011413		Operating	Greater Attleboro-Taunton Regional Transit Authority - Mobility Management	SCA	\$175,000	\$35,000		\$35,000	
2027	RTD0011414		RTA Vehicle Replacement	Greater Attleboro-Taunton Regional Transit Authority - Buy Replacement Vans - 10	LF	\$965,000	\$965,000			\$965,000
2027	RTD0011415		Operating	Greater Attleboro-Taunton Regional Transit Authority - Short Range Transit Planning	5307	\$100,000	\$80,000	\$80,000		
2027	RTD0011415		Operating	Greater Attleboro-Taunton Regional Transit Authority - Short Range Transit Planning	SCA	\$100,000	\$20,000		\$20,000	
2027	RTD0011416		Operating	Greater Attleboro-Taunton Regional Transit Authority - Fixed Route Operating Assistance	5307	\$1,500,000	\$750,000	\$750,000		
2027	RTD0011416		Operating	Greater Attleboro-Taunton Regional Transit Authority - Fixed Route Operating Assistance	SCA	\$1,500,000	\$750,000		\$750,000	
2027	RTD0011417		Operating	Greater Attleboro-Taunton Regional Transit Authority - Preventative Maintenance	5307	\$5,600,000	\$4,480,000	\$4,480,000		
2027	RTD0011417		Operating	Greater Attleboro-Taunton Regional Transit Authority - Preventative Maintenance	SCA	\$5,600,000	\$1,120,000		\$1,120,000	
2027	RTD0011418		RTA Facility & System Modernization	Greater Attleboro-Taunton Regional Transit Authority - East Maintenance Facility	5307	\$11,600,000	\$3,013,331	\$3,013,331		



STIP Investments Report

Program Activity: Transit, Greater Attleboro-Taunton Regional Transit Authority

STIP: 2024 - 2028 (D)

Year	MassDOT Project ID	Municipality	Program	MassDOT Project Description	Funding Source	Total Project Cost	Total Programmed Funds	Federal Funds	State Funds	Other Funds
2027	RTD0011418		RTA Facility & System Modernization	Greater Attleboro-Taunton Regional Transit Authority - East Maintenance Facility	5339	\$11,600,000	\$986,669	\$986,669		
2027	RTD0011418		RTA Facility & System Modernization	Greater Attleboro-Taunton Regional Transit Authority - East Maintenance Facility	RTACAP	\$11,600,000	\$1,000,000		\$1,000,000	
2027	RTD0011422		RTA Fleet Upgrades	Greater Attleboro-Taunton Regional Transit Authority - Buy Replacement 35-FT Buses (2)	5307	\$1,100,000	\$880,000	\$880,000		
2027	RTD0011422		RTA Fleet Upgrades	Greater Attleboro-Taunton Regional Transit Authority - Buy Replacement 35-FT Buses (2)	RTACAP	\$1,100,000	\$220,000		\$220,000	
2027	T00080	Taunton	RTA Facility & System Modernization	GATRA - Parcel 6A Solar Project	5307	\$4,800,000	\$1,200,000	\$1,200,000		
2027	T00080	Taunton	RTA Facility & System Modernization	GATRA - Parcel 6A Solar Project	RTACAP	\$4,800,000	\$300,000		\$300,000	
2027	T00099		Revenue Vehicle Program	GATRA - Associated Capital Items Bus	5307	\$51,850	\$41,480	\$41,480		
2027	T00099		Revenue Vehicle Program	GATRA - Associated Capital Items Bus	RTACAP	\$51,850	\$10,370		\$10,370	



STIP Investments Report

Program Activity: Transit, Greater Attleboro-Taunton Regional Transit Authority

STIP: 2024 - 2028 (D)

Year	MassDOT Project ID	Municipality	Program	MassDOT Project Description	Funding Source	Total Project Cost	Total Programmed Funds	Federal Funds	State Funds	Other Funds
Federal Fiscal Year 2028							\$15,291,850	\$11,011,480	\$3,315,370	\$965,000
Greater Attleboro-Taunton Regional Transit Authority							\$15,291,850	\$11,011,480	\$3,315,370	\$965,000
2028	RTD0011418		RTA Facility & System Modernization	Greater Attleboro-Taunton Regional Transit Authority - East Maintenance Facility	5307	\$11,600,000	\$2,400,000	\$2,400,000		
2028	RTD0011418		RTA Facility & System Modernization	Greater Attleboro-Taunton Regional Transit Authority - East Maintenance Facility	RTACAP	\$11,600,000	\$600,000		\$600,000	
2028	T00080	Taunton	RTA Facility & System Modernization	GATRA - Parcel 6A Solar Project	5307	\$4,800,000	\$400,000	\$400,000		
2028	T00080	Taunton	RTA Facility & System Modernization	GATRA - Parcel 6A Solar Project	RTACAP	\$4,800,000	\$100,000		\$100,000	
2028	T00104		RTA Facility & System Modernization	GATRA - Electric Vehicle Charging Stations	5307	\$100,000	\$80,000	\$80,000		
2028	T00104		RTA Facility & System Modernization	GATRA - Electric Vehicle Charging Stations	RTACAP	\$100,000	\$20,000		\$20,000	
2028	T00105		RTA Vehicle Replacement	GATRA - Acquire Vans (10)	LF	\$965,000	\$965,000			\$965,000
2028	T00106		Revenue Vehicle Program	GATRA - Associated Capital Items Bus	5307	\$51,850	\$41,480	\$41,480		
2028	T00106		Revenue Vehicle Program	GATRA - Associated Capital Items Bus	RTACAP	\$51,850	\$10,370		\$10,370	
2028	T00107		RTA Vehicle Replacement	GATRA - Acquire 35-Ft Replacement Bus (1)	5307	\$1,650,000	\$1,320,000	\$1,320,000		
2028	T00107		RTA Vehicle Replacement	GATRA - Acquire 35-Ft Replacement Bus (1)	RTACAP	\$1,650,000	\$330,000		\$330,000	
2028	T00108		Technical Assistance	GATRA - Short Range Transit Planning	5307	\$100,000	\$80,000	\$80,000		
2028	T00108		Technical Assistance	GATRA - Short Range Transit Planning	RTACAP	\$100,000	\$20,000		\$20,000	
2028	T00109		Operating	GATRA - Non Fixed Route ADA Operating	5307	\$1,650,000	\$1,320,000	\$1,320,000		
2028	T00109		Operating	GATRA - Non Fixed Route ADA Operating	SCA	\$1,650,000	\$330,000		\$330,000	
2028	T00110		Operating	GATRA - Operating Assistance	5307	\$1,500,000	\$750,000	\$750,000		



STIP Investments Report

Program Activity: Transit, Greater Attleboro-Taunton Regional Transit Authority

STIP: 2024 - 2028 (D)

Year	MassDOT Project ID	Municipality	Program	MassDOT Project Description	Funding Source	Total Project Cost	Total Programmed Funds	Federal Funds	State Funds	Other Funds
2028	T00110		Operating	GATRA - Operating Assistance	SCA	\$1,500,000	\$750,000		\$750,000	
2028	T00111		RTA Facility & Vehicle Maintenance	GATRA - Preventative Maintenance	5307	\$5,600,000	\$4,480,000	\$4,480,000		
2028	T00111		RTA Facility & Vehicle Maintenance	GATRA - Preventative Maintenance	SCA	\$5,600,000	\$1,120,000		\$1,120,000	
2028	T00112		Mobility Assistance Program	GATRA - Mobility Management	5307	\$175,000	\$140,000	\$140,000		
2028	T00112		Mobility Assistance Program	GATRA - Mobility Management	SCA	\$175,000	\$35,000		\$35,000	

APPENDIX M - TWENTY-ONE (21) DAY PUBLIC REVIEW - NOTICE OF AVAILABILITY AND PUBLIC COMMENTS



Rebecca Coletta, President | Mary Waldron, Executive Director

(508) 583-1833

70 School Street, Brockton, MA 02301

www.oldcolonyplanning.org

NOTICE OF PUBLIC REVIEW AND COMMENT PERIOD
FFY 2023-2027 TRANSPORTATION IMPROVEMENT PROGRAM (TIP)
AMENDMENT 3
FFY 2024-2028 TRANSPORTATION IMPROVEMENT PROGRAM (TIP)

Old Colony Planning Council (OCPC) is making the FFY 2023-2027 TIP Amendment 3 and Draft FFY 2024-2028 Old Colony Transportation Improvement Program (TIP) available for a Public Review and Comment. Copies will be available at <https://oldcolonyplanning.org> and/or upon request. This process will be used as Brockton Area Transit Authority's (BAT) public participation process. BAT, the Federal Transit Administration (FTA) Section 5307(c) applicant, has consulted with the Old Colony Metropolitan Planning Organization (MPO) and concurs that the public involvement process adopted by the MPO for development of the TIP satisfies the public hearing requirements that pertain to the development of the Program of Projects for the regular Section 5307, Urbanized Area Formula Program, grant applications including the provisions for public notice and the time established for public review and comment. Public notice of public involvement activities and time established for public review and comments on the TIP will satisfy the program of projects (POP) requirements. The public discussion of the TIP at meetings of the Old Colony Joint Transportation Committee (JTC) and Old Colony MPO satisfies the Program of Projects (POP) public hearing requirements of the FTA. A public meeting of the Old Colony MPO is scheduled for May 16, 2023 at 10:00 AM. Please contact William McNulty at (774) 539-5103 for information.

Please send written comments to:
William McNulty
Old Colony Planning Council
70 School Street, Brockton, MA 02301
wmcnulty@ocpcrpa.org

LEGAL ADVERTISEMENTS

Notice of Twenty-One Day Public Review and Comment Period appeared in the following:

- The Brockton Enterprise – April 19, 2023
- The Patriot Ledger – April 19, 2023

Originally published at enterpriseneews.com on 04/19/2023

PUBLIC REVIEW AND COMMENT PERIOD

LEGAL NOTICE

NOTICE OF PUBLIC REVIEW AND COMMENT PERIOD

FFY 2023-2027

TRANSPORTATION IMPROVEMENT PROGRAM (TIP)

AMENDMENT 3

DRAFT FFY 2024-2028 TRANSPORTATION IMPROVEMENT PROGRAM (TIP)

Old Colony Planning Council (OCPC) is making the FFY 2023-2027 TIP Amendment 3 and Draft Old Colony FFY 2024-2028 Transportation Improvement Program available for a Public Review and Comment. Copies will be available at <https://oldcolonyplanning.org> and/or upon request. This process will be used as Brockton Area Transit Authority's (BAT) public participation process. BAT, the Federal Transit Administration (FTA) Section 5307(c) applicant, has consulted with the Old Colony Metropolitan Planning Organization (MPO) and concurs that the public involvement process adopted by the MPO for development of the TIP satisfies the public hearing requirements that pertain to the development of the Program of Projects for the regular Section 5307, Urbanized Area Formula Program, grant applications including the provisions for public notice and the time established for public review and comment. Public notice of public involvement activities and time established for public review and comments on the TIP will satisfy the program of projects (POP) requirements. The public discussion of the TIP at meetings of the Old Colony Joint Transportation Committee (JTC) and Old Colony MPO satisfies the Program of Projects (POP) public hearing requirements of the FTA. A public meeting of the Old Colony MPO is scheduled for May 16, 2023 at 10:00 AM. Please contact William McNulty at (774) 539-5103 for information.

Please send written comments to:

William McNulty

Old Colony Planning Council

70 School Street, Brockton, MA 02301

wmcnulty@ocpcrpa.org

#8716621

BE 4/19/23

Originally published at patriotledger.com on 04/19/2023

PUBLIC REVIEW AND COMMENT PERIOD

LEGAL NOTICE

NOTICE OF PUBLIC REVIEW AND COMMENT PERIOD

FFY 2023-2027

TRANSPORTATION

IMPROVEMENT PROGRAM (TIP)

AMENDMENT 3

DRAFT FFY 2024-2028 TRANSPORTATION IMPROVEMENT PROGRAM (TIP)

Old Colony Planning Council (OCPC) is making the FFY 2023-2027 TIP Amendment 3 and Draft Old Colony FFY 2024-2028 Transportation Improvement Program available for a Public Review and Comment. Copies will be available at <https://oldcolonyplanning.org> and/or upon request. This process will be used as Brockton Area Transit Authority's (BAT) public participation process. BAT, the Federal Transit Administration (FTA) Section 5307(c) applicant, has consulted with the Old Colony Metropolitan Planning Organization (MPO) and concurs that the public involvement process adopted by the MPO for development of the TIP satisfies the public hearing requirements that pertain to the development of the Program of Projects for the regular Section 5307, Urbanized Area Formula Program, grant applications including the provisions for public notice and the time established for public review and comment. Public notice of public involvement activities and time established for public review and comments on the TIP will satisfy the program of projects (POP) requirements. The public discussion of the TIP at meetings of the Old Colony Joint Transportation Committee (JTC) and Old Colony MPO satisfies the Program of Projects (POP) public hearing requirements of the FTA. A public meeting of the Old Colony MPO is scheduled for May 16, 2023 at 10:00 AM. Please contact William McNulty at (774) 539-5103 for information.

Please send written comments to:

William McNulty

Old Colony Planning Council

70 School Street, Brockton, MA 02301
wmcnulty@ocpcrpa.org

#8716646
PL 4/19/23

Draft FFY 2024-2028 Old Colony Transportation Improvement Program (TIP)

Public Comment Matrix

Date	Name	Representation	Comment or Summary	Response
4/21/2023	Raissah Kouame	MassDOT	Reviewed and provided MPO Liaison TIP Checklist. Please see attached checklist for detail.	Noted. Thank you for the review and provision of Checklist and Comment. Staff is working to align Final TIP with provided comments and suggestions.
4/24/2023	Connor Read	Easton	Mr. Read stated the Town of Easton has reviewed the Draft FFY 2024-2028 Transportation improvement Program and approves as presented. He further thanks the MPO for the support of Project 608195, (Corridor Improvements on Route 138 and Reconstruction of Route 138 at Elm Street), programmed in FFY 2025.	Thank you for taking the time to review and comment. Your comments are noted.
4/26/2023	Old Colony Planning Council (OCPC) Board of Directors	Old Colony Region	The OCPC Board of Directors, at their public meeting on April 26, 2023, reviewed and approved the FFY 2024-2028 Old Colony TIP. A question was raised about the Powder Point Avenue over Duxbury Bay Bridge Replacement Project (Project 612006), whether the funding for this bridge is taking away from regional highway targets. Staff explained bridges are a separate statewide bridge program and are not programmed with regional highway target funds.	Noted.

Draft FFY 2024-2028 Old Colony Transportation Improvement Program (TIP)

Public Comment Matrix

5/4/2023	Old Colony Joint Transportation (JTC)	Old Colony Region	The Old Colony JTC, at their public meeting on May 4, 2023, reviewed and approved the FFY 2024-2028 Old Colony TIP.	Noted.
5/11/2023	Lea Filson	See Plymouth	Ms. Filson commented on the importance of Commuter Rail in Plymouth and would like to see funding for restoration of service to the Plymouth Station.	Noted. It was explained the TIP does not fund commuter rail service. However, this need is being addressed in the FFY 2024 Long Range Transportation Plan.
5/11/2023	Glenn Geiller	Brockton Area Transit	BAT has reviewed the FFY 2024-2028 TIP and approves as presented.	Noted. Thank you for your review and our continued partnership.

Comments as of Close of Business (COB) on May 12, 2023

**APPENDIX N - TIP PROJECT REVISION AND DEFINITION PROCEDURES,
AND APPROVED ADJUSTMENTS, ADMINISTRATIVE MODIFICATIONS,
AND AMENDMENTS**

MassDOT State Transportation Improvement Program (STIP) Project Revision Definitions and Procedures

The STIP is a “living” document and is likely to be modified during the course of the year. The definitions and procedures outlined in this section are followed when project based revisions to the STIP are necessary.

Definitions of STIP Revision Procedures

Amendment: A revision to the State Transportation Improvement Program (STIP) that requires public review and demonstration of financial constraint. The public process for a STIP amendment requires a publicly advertised 21-day public comment period and for MassDOT to address any public commentary prior to sending to the Federal Highway Administration (FHWA) and Federal Transit Administration (FTA) for review and approval.

Adjustment: A revision to the STIP that does not require a public process, but that is required to be included in a MassDOT STIP action with a demonstration of financial constraint for FHWA/FTA approval.

Administrative Modification: A revision to the STIP that is minor enough in nature to require neither a public process nor FHWA/FTA approval, but that does involve a notification to federal partners.

Highway Project STIP Revision Definitions and Procedures

Type of Revision	Definition	Procedure	Notes
Major Project Cost Change	Increase or decrease of \$500,000 or greater for projects programmed under \$5,000,000 and greater than 10% of the total cost for projects programmed over \$5,000,000.	Amendment	The “increase” or “decrease” in cost is relative to the Total Federal Participating Cost (TFPC) of a project.
Minor Project Cost Change	Increase or decrease of \$499,999 or less for projects programmed under \$5,000,000 and less than 10% of the total cost for projects programmed over \$5,000,000.	Adjustment	See above.
Project Description Change	Change in the description of the project as it is listed in the STIP.	Adjustment or Administrative Modification	Project description changes are treated as administrative modifications for minor changes (e.g. spelling errors, more detailed descriptions, adding mile-markers, etc.).
Major Project Scope Change	A revision to the project scope large enough to necessitate an additional review by MassDOT’s Project Review Committee (PRC) – typically accompanied by major project cost change.	Amendment	In some cases, a major scope change will require the initiation of a new project through MassDOT’s Project Initiation Form (PIF), and review/approval by PRC. This would require deactivation and removal of the currently programmed project.
Minor Project Scope Change	A minor revision to the project scope that does not significantly alter the original PRC-approved scope of work.	Adjustment	In many cases, changes in this category will also include a minor cost change.
Project Addition	The programming of a new project in any federal fiscal year of the active TIP.	Amendment or Adjustment	Project additions are treated as amendments if the project was not part of any previously approved STIP that has been vetted through the public process.
Project Removal	The removal of a project in any federal fiscal year of the active TIP.	Amendment	Exception: if a project is removed from an active TIP or the STIP due to it being previously advanced/advertised, or is moved to the statewide list from a regional TIP, the action would be considered an adjustment.
Change in Funding Source	A change in the project’s funding source, including federal and non-federal sources which fall within the project cost change revisions listed above.	Adjustment	Changes in funding sources for projects are permissible for advertisement purposes if the FHWA Division Office has been consulted.
Change in Additional Information	A change in any item listed in the “Additional Information” column of the STIP not covered in any other item listed here (e.g. earmark details, project proponent, etc.)	Administrative Modification	N/A
Change in Year of Programming	Moving a currently programmed project earlier or later than an originally programmed year.	Amendment	Changes to a project delivery schedule (advancement or delay) requires an amendment for the change in programmed FFY.

Transit Project STIP Revision Definitions and Procedures

Type of Revision	Definition	Procedure	Notes
Major Project Cost Change	Increase or decrease of \$500,000 or greater for projects under \$5,000,000 and greater than 10% of the total cost for projects exceeding \$5,000,000.	Amendment	The “increase” or “decrease” in cost is relative to the combined federal and non-federal aid participating cost of the project.
Minor Project Cost Change	Increase or decrease of \$499,999 or less for projects under \$5,000,000 and less than 10% of the total cost for projects exceeding \$5,000,000.	Adjustment	See above.
Project Description Change	Change in the description of the project as it is listed in the STIP.	Adjustment or Administrative Modification	Project description changes are treated as administrative modifications for minor changes (e.g. spelling errors, more detailed descriptions, etc.).
Major Project Scope Change	A revision to the project scope deemed large enough to require public review and comment (e.g. changing the number of stations)	Amendment	In many cases, changes in this category will also include a major cost change.
Minor Project Scope Change	A minor revision to the project scope that does not significantly alter the original scope of work (e.g. changes to the bus model for vehicle replacement projects).	Adjustment	In many cases, changes in this category will also include a minor cost change.
Project Addition	The programming of a new project in any federal fiscal year of the current TIP.	Amendment or Adjustment	Project additions are treated as amendments if the project was not part of any previously approved STIP that has been vetted through the public process.
Project Removal	The removal of a project in any federal fiscal year of the current TIP.	Amendment	Exception: if a project is removed from a TIP or the STIP due to it being previously advanced/advertised, or is moved to the statewide list from a regional TIP, the action would be considered an adjustment.
Change in Funding Source	Change in the funding source, including federal and non-federal sources that fall within project cost change revisions listed in the first two rows.	Adjustment	Changes in funding sources for projects are permissible for obligation purposes with written notice from the FTA region office.
Change in Year of Programming	Moving a currently programmed project earlier or later than the originally programmed year.	Amendment or Adjustment	Note: Federal funds shall be programmed in the federal fiscal year in which the award will occur. Changes in year of programming are only treated as adjustments if they involve advancing federal funds to align with the year of the grant award.

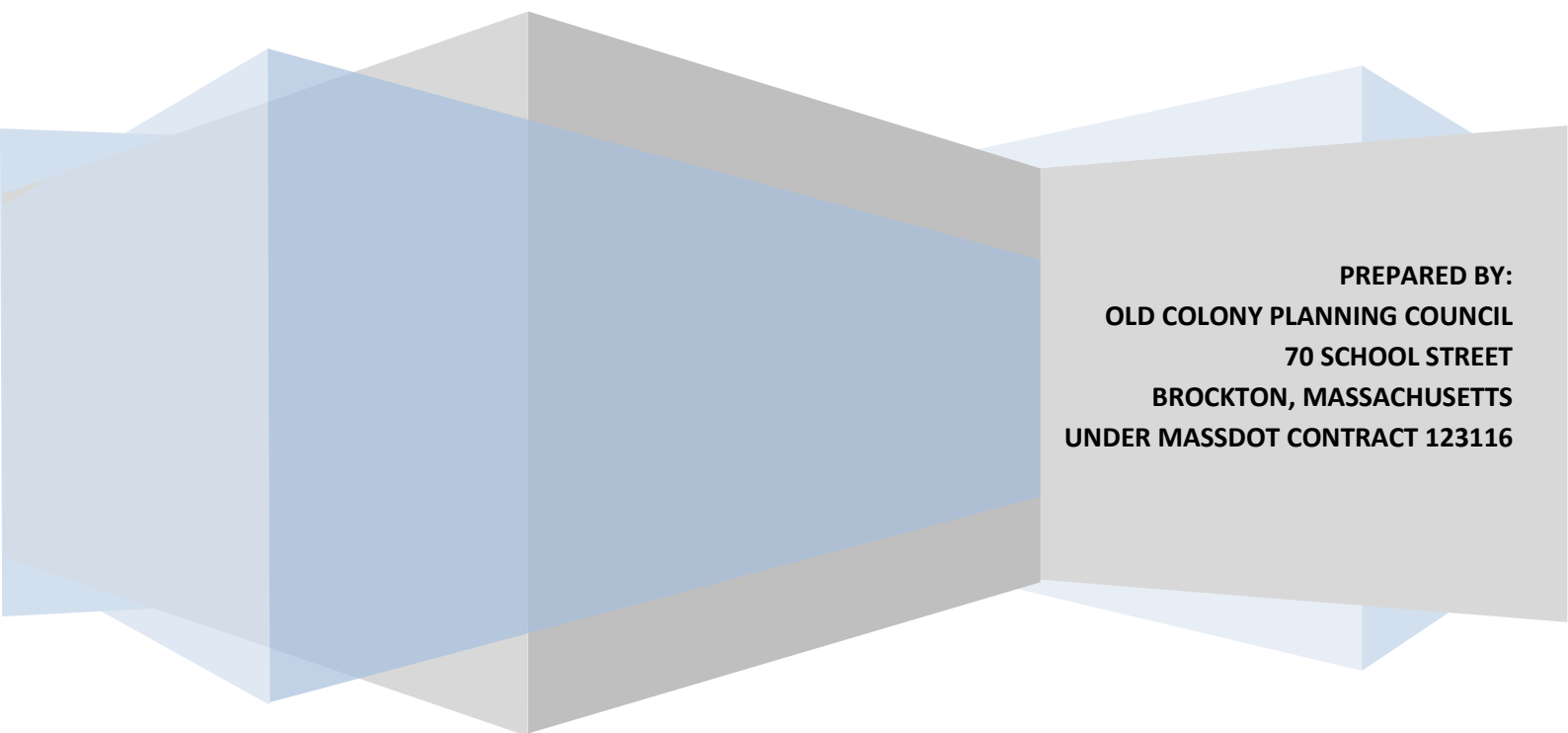
OLD COLONY METROPOLITAN PLANNING ORGANIZATION (MPO)

FFY 2024-2028 OLD COLONY TRANSPORTATION IMPROVEMENT PROGRAM (TIP) AMENDMENT 1

ENDORSED BY THE OLD COLONY MPO ON NOVEMBER 21, 2023

PREPARED IN COOPERATION WITH:

- **BROCKTON AREA TRANSIT AUTHORITY (BAT)**
- **FEDERAL HIGHWAY ADMINISTRATION (FHWA)**
- **FEDERAL TRANSIT ADMINISTRATION (FTA)**
- **MASSACHUSETTS DEPARTMENT OF TRANSPORTATION (MASSDOT)**
- **OLD COLONY PLANNING COUNCIL (OCPC)**



**PREPARED BY:
OLD COLONY PLANNING COUNCIL
70 SCHOOL STREET
BROCKTON, MASSACHUSETTS
UNDER MASSDOT CONTRACT 123116**



OLD COLONY
PLANNING COUNCIL

Rebecca Coletta, President | Mary Waldron, Executive Director

(508) 583-1833

70 School Street, Brockton, MA 02301

www.oldcolonyplanning.org

NOTICE OF PUBLIC REVIEW AND COMMENT PERIOD
FFY 2024-2028 TRANSPORTATION IMPROVEMENT PROGRAM (TIP)
AMENDMENT 1

Old Colony Planning Council (OCPC) is making the FFY 2024-2028 TIP Amendment 1 available for a Public Review and Comment. Copies will be available at <https://oldcolonyplanning.org> and/or upon request. This process will be used as Brockton Area Transit Authority's (BAT) public participation process. BAT, the Federal Transit Administration (FTA) Section 5307(c) applicant, has consulted with the Old Colony Metropolitan Planning Organization (MPO) and concurs that the public involvement process adopted by the MPO for development of the TIP satisfies the public hearing requirements that pertain to the development of the Program of Projects for the regular Section 5307, Urbanized Area Formula Program, grant applications including the provisions for public notice and the time established for public review and comment. Public notice of public involvement activities and time established for public review and comments on the TIP will satisfy the program of projects (POP) requirements. The public discussion of the TIP at meetings of the Old Colony Joint Transportation Committee (JTC) and Old Colony MPO satisfy the Program of Projects (POP) public hearing requirements of the FTA. A public meeting of the Old Colony MPO is scheduled for November 21, 2023 at 10:00 AM. Please contact William McNulty at (774) 539-5103 for information.

Please send written comments to:
William McNulty
Old Colony Planning Council
70 School Street, Brockton, MA 02301
wmcnulty@ocpcrpa.org

Old Colony FFY 2024-2028 Transportation Improvement Program (TIP)
Endorsed Amendment 1
November 21, 2023

The Old Colony Transportation Improvement Program (TIP) is a program of capital improvements and operating assistance for the transportation system in the Old Colony Region. The Old Colony TIP lists projects (highway, bridge, and transit) and operational assistance that receive federal funds and may list some projects that do not receive federal funds.

Amendment 1 includes the following changes:

FFY 2024

- BROCKTON AREA TRANSIT (BAT) PURCHASE OF MISCELLANEOUS POWER END ELECTRICAL EQUIPMENT
 - Total Project Cost Was \$400,000
 - Action Following Public Review and Comment: Remove from Amendment 1. BAT no longer intends to program.

- BROCKTON AREA TRANSIT – PURCHASE OF BATTERY-ELECTRIC BUSES AND CHARGING EQUIPMENT
 - ADDING PROJECT
 - FUNDING: FTA NO OR LOW EMISSION VEHICLE PROGRAM
 - Federal Award: \$10,694,736.
 - Total Project Cost with State Match: \$17,144,736
 - Action Following Public Review and Comment: Adjust project cost, and break into two components as follows:

Charging Equipment and Training					
	2024	2025	2026	2027	Source
BAT - PURCHASE MISC ELEC/POWER EQUIP	\$ 3,280,000				Federal
BAT - PURCHASE MISC ELEC/POWER EQUIP		\$ 700,000			State
BAT - PURCHASE MISC ELEC/POWER EQUIP			\$ 750,000		State
BAT - PURCHASE MISC ELEC/POWER EQUIP				\$ 700,000	State
				Total: \$ 5,430,000	
Vehicle Purchases (Fleet Replacement)					
	2024	2025	2026	2027	Source
BAT - Buy Replacement 40-ft Bus Electric (7)	\$ 7,414,736				Federal
BAT - BUY REPLACEMENT 40-FT BUS ELECTRIC (5)			\$ 3,050,000		State
BAT - BUY REPLACEMENT 40-FT BUS ELECTRIC (2)				\$ 1,250,000	State
				Total: \$ 11,714,736	

BIPARTISAN INFRASTRUCTURE LAW (BIL) DISCRETIONARY GRANTS – PROGRAMMED IN FFY 2024 and FFY 2025

National Culvert Removal Restoration and Replacement Grant Program

- PLYMOUTH – TOWN BROOK STREAM RESTORATION: DEEP WATER CULVERT REPLACEMENT
 - ADDING PROJECT – REVISED EXPECTED YEAR OF PROGRAMMING 2025 (WAS 2024)
 - Federal Award: \$2,000,000.
 - Revised Total Project Cost with State Match: \$2,800,000

Rebuilding American Infrastructure with Sustainability and Equity (RAISE) Grant Program

- BROCKTON – DOWNTOWN BROCKTON INFRASTRUCTURE IMPROVEMENT PROJECT
 - ADDING PROJECT
 - Awarded: \$7,843,750.

FFY 2024-2028 Old Colony Transportation Improvement Program (TIP) Amendment 1

Public Comment Matrix

Date	Name	Representation	Comment or Comment Summary	Response
10/25/2023	Old Colony Planning Council (OCPC) Board of Directors	Old Colony Region	<p>Staff presented Amendment 1 to the Old Colony Planning Council Board of Directors on 10/25/2023.</p> <p>The Board voted unanimously to approve Amendment 1 as presented.</p>	Noted
10/30/2023	Raissah Kouame	Massachusetts Department of Transportation	<p>Based on additional guidance from Joshua Barber at the Federal Highway Administration, the Plymouth Culvert Grant needs to reflect the total project cost (\$2,800,000 with local match). Josh Baber also advised to</p>	Noted, and Amendment Revised.

FFY 2024-2028 Old Colony Transportation Improvement Program (TIP) Amendment 1

Public Comment Matrix

			<p>check with Town on scheduling of project permitting and construction.</p> <p>David Gould, Director of Marine and Environmental Affairs, confirmed total project cost and 2025 as Year of Programming.</p>	
11/2/2023	Old Colony Joint Transportation Committee (JTC)		<p>Staff presented Amendment 1 to the Old Colony Joint Transportation Committee on 2/2/2023.</p> <p>The Joint Transportation Committee voted unanimously to approve Amendment 1 as presented.</p>	Noted.

FFY 2024-2028 Old Colony Transportation Improvement Program (TIP) Amendment 1

Public Comment Matrix

11/9/2023	Glenn Geiler	Brockton Area Transit	<p>The FTA No-Low Grant should be broken into two separate parts: \$11,714,736 (\$7,414,736 in federal funds in 2024, and matching state funds in 2026 and 2027 totaling \$4,300,000) for purchase of electric busses (fleet replacement), and \$5,430,000 (\$3,280,000 in federal funds in 2024, and matching state funds in 2025, 2026, and 2027 totaling \$2,150,000) for purchase of power equipment and workforce training.</p> <p>BAT no longer intends to program \$400,000 for purchase of miscellaneous power and</p>	Noted, and Amendment Revised.
-----------	--------------	-----------------------	--	-------------------------------

FFY 2024-2028 Old Colony Transportation Improvement Program (TIP) Amendment 1

Public Comment Matrix

			electric equipment, originally amended out of FFY 2023.	
--	--	--	---	--

Comments as of Close of Business (COB) on November 17, 2023.

Public Notices

Originally published at enterpriseneews.com on 10/18/2023

LEGAL NOTICE

NOTICE OF PUBLIC REVIEW AND COMMENT PERIOD

FFY 2024-2028 TRANSPORTATION IMPROVEMENT PROGRAM (TIP) AMENDMENT 1

Old Colony Planning Council (OCPC) is making the FFY 2024-2028 TIP Amendment 1

available for a Public Review and Comment. Copies will be available at

<https://oldcolonyplanning.org> and/or upon request. This process will be used as Brockton

Area Transit Authority's (BAT) public participation process. BAT, the Federal Transit

Administration (FTA) Section 5307(c) applicant, has consulted with the Old Colony

Metropolitan Planning Organization (MPO) and concurs that the public involvement

process adopted by the MPO for development of the TIP satisfies the public hearing

requirements that pertain to the development of the Program of Projects for the regular

Section 5307, Urbanized Area Formula Program, grant applications including the

provisions for public notice and the time established for public review and comment.

Public notice of public involvement activities and time established for public review and

comments on the TIP will satisfy the program of projects (POP) requirements. The public

discussion of the TIP at meetings of the Old Colony Joint Transportation Committee (JTC)

and Old Colony MPO satisfy the Program of Projects (POP) public hearing requirements

of the FTA. A public meeting of the Old Colony MPO is scheduled for November 21, 2023

at 10:00 AM. Please contact William McNulty at (774) 539-5103 for information. Please

send written comments to: William McNulty, Old Colony Planning Council, 70 School

Street, Brockton, MA 02301, or wmcnulty@ocpcrpa.org

AD#9405920

BE 10/18/2023

Public Notices

Originally published at patriotledger.com on 10/18/2023

TIP

LEGAL NOTICE

NOTICE OF PUBLIC REVIEW AND COMMENT PERIOD

FFY 2024-2028 TRANSPORTATION IMPROVEMENT PROGRAM (TIP) AMENDMENT 1

Old Colony Planning Council (OCPC) is making the FFY 2024-2028 TIP Amendment 1 available for a Public Review and Comment. Copies will be available at <https://oldcolonyplanning.org> and/or upon request. This process will be used as Brockton Area Transit Authority's (BAT) public participation process. BAT, the Federal Transit Administration (FTA) Section 5307(c) applicant, has consulted with the Old Colony Metropolitan Planning Organization (MPO) and concurs that the public involvement process adopted by the MPO for development of the TIP satisfies the public hearing requirements that pertain to the development of the Program of Projects for the regular Section 5307, Urbanized Area Formula Program, grant applications including the provisions for public notice and the time established for public review and comment. Public notice of public involvement activities and time established for public review and comments on the TIP will satisfy the program of projects (POP) requirements. The public discussion of the TIP at meetings of the Old Colony Joint Transportation Committee (JTC) and Old Colony MPO satisfy the Program of Projects (POP) public hearing requirements of the FTA. A public meeting of the Old Colony MPO is scheduled for November 21, 2023 at 10:00 AM. Please contact William McNulty at (774) 539-5103 for information. Please send written comments to: William McNulty, Old Colony Planning Council, 70 School Street, Brockton, MA 02301, or wmcnulty@ocpcrpa.org.

AD#8405863

PL 10/18/23

OLD COLONY METROPOLITAN PLANNING ORGANIZATION (MPO)

FFY 2024-2028 OLD COLONY TRANSPORTATION IMPROVEMENT PROGRAM (TIP)

**ENDORSEMENT OF
FFY 2024-2028 OLD COLONY TRANSPORTATION IMPROVEMENT PROGRAM (TIP)
AMENDMENT 1**

This is to certify that the Signatories of the Old Colony Metropolitan Planning Organization, at their Old Colony MPO meeting on November 21, 2023 hereby approve and endorse the FFY 2024-2028 Old Colony Transportation Improvement Program (TIP) Amendment 1 in its entirety for the Old Colony Region, in accordance with the certified 3C Transportation Planning Process.



Monica Tibbits-Nutt, Secretary and CEO
Massachusetts Department of Transportation (MassDOT);
Chair, Old Colony Metropolitan Planning Organization (OCMPO)

Date

11/21/23

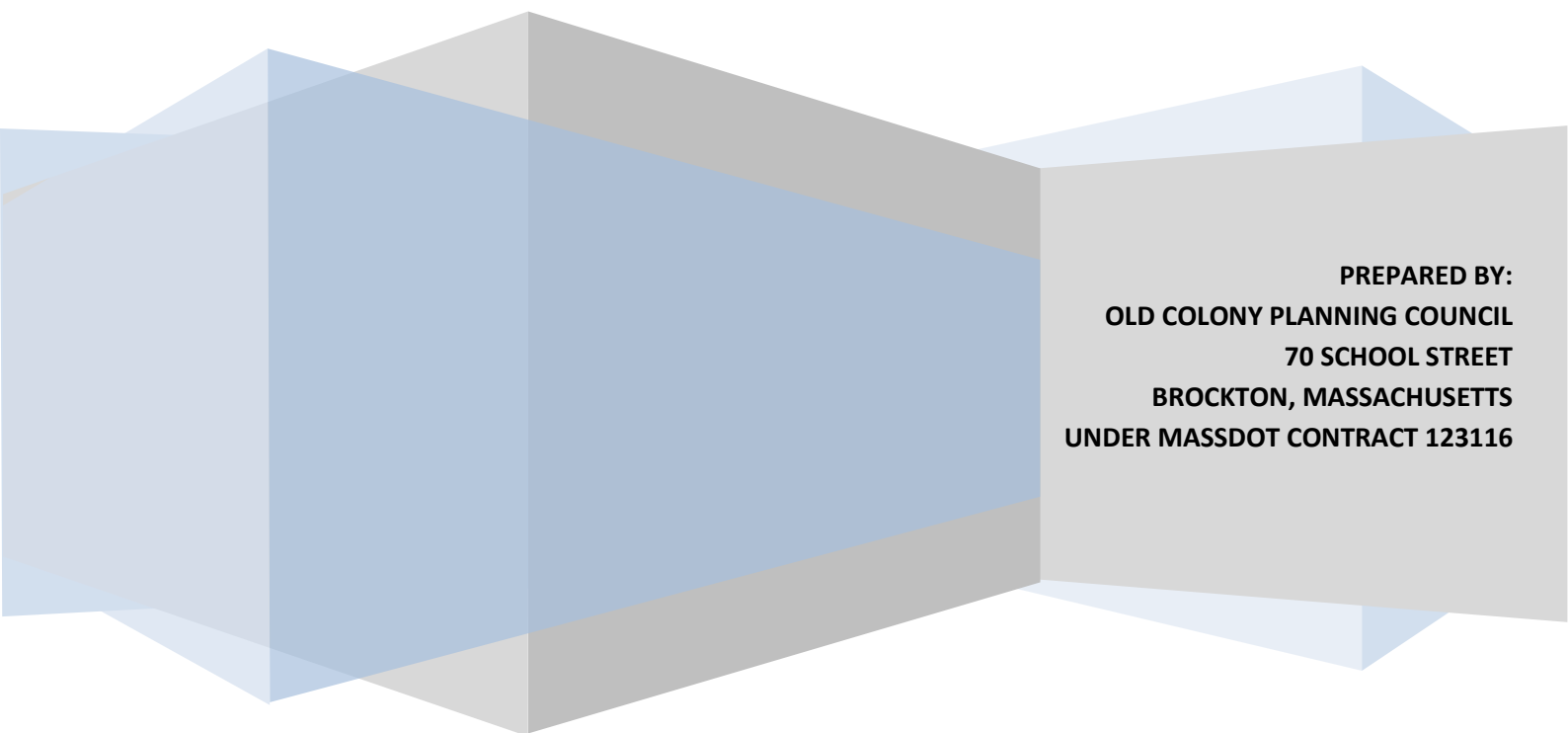
OLD COLONY METROPOLITAN PLANNING ORGANIZATION (MPO)

FFY 2024-2028 OLD COLONY TRANSPORTATION IMPROVEMENT PROGRAM (TIP) ADJUSTMENT 1

ENDORSED BY THE OLD COLONY MPO ON NOVEMBER 21, 2023

PREPARED IN COOPERATION WITH:

- BROCKTON AREA TRANSIT AUTHORITY (BAT)
- FEDERAL HIGHWAY ADMINISTRATION (FHWA)
- FEDERAL TRANSIT ADMINISTRATION (FTA)
- MASSACHUSETTS DEPARTMENT OF TRANSPORTATION (MASSDOT)
- OLD COLONY PLANNING COUNCIL (OCPC)



PREPARED BY:
OLD COLONY PLANNING COUNCIL
70 SCHOOL STREET
BROCKTON, MASSACHUSETTS
UNDER MASSDOT CONTRACT 123116

Old Colony FFY 2024-2028 Transportation Improvement Program (TIP)
Proposed Adjustment 1
November 21, 2023

The Old Colony Transportation Improvement Program (TIP) is a program of capital improvements and operating assistance for the transportation system in the Old Colony Region. The Old Colony TIP lists projects (highway, bridge, and transit) and operational assistance that receive federal funds and may list some projects that do not receive federal funds.

Adjustment 1 includes the following changes (These amounts are the State Match to the FFY 2023 Community Transit Grant (CTG) :

FFY 2024

- BROCKTON AREA ARC: BUY VAN FOR SERVICE EXPANSION
 - Massachusetts Community Transit Grant (CTG)
 - Awarded Amount: \$55,863

- BROCKTON AREA TRANSIT (BAT) BUY REPLACEMENT TYPE E2b VANS
 - Massachusetts Community Transit Grant (CTG)
 - Awarded Amount: \$63,600

- BROCKTON AREA TRANSIT (BAT) BUY REPLACEMENT TYPE Ca vAN
 - Massachusetts Community Transit Grant (CTG)
 - Awarded Amount: \$24.200

OLD COLONY METROPOLITAN PLANNING ORGANIZATION (MPO)

FFY 2024-2028 OLD COLONY TRANSPORTATION IMPROVEMENT PROGRAM (TIP)

ENDORSEMENT OF

**FFY 2024-2028 OLD COLONY TRANSPORTATION IMPROVEMENT PROGRAM (TIP)
ADJUSTMENT 1**

This is to certify that the Signatories of the Old Colony Metropolitan Planning Organization, at their Old Colony MPO meeting on November 21, 2023 hereby approve and endorse the FFY 2024-2028 Old Colony Transportation Improvement Program (TIP) Adjustment 1 in its entirety for the Old Colony Region, in accordance with the certified 3C Transportation Planning Process.



Monica Tibbits-Nutt, Secretary and CEO
Massachusetts Department of Transportation (MassDOT);
Chair, Old Colony Metropolitan Planning Organization (OCMPO)

11/21/23
Date

Exceptions

Although MassDOT typically holds a 21-day public comment period for amendments, in the event of extenuating circumstances beyond the agency's control, the comment period may be shortened or waived in consultation with FHWA Division Office and/or the FTA Regional Office. Additionally, MassDOT may make exceptions to the procedures outlined above and treat amendments as adjustments and/or adjustments as administrative modifications, but these exceptions will also require coordination with and concurrence by MassDOT's federal partners and the affected MPO.

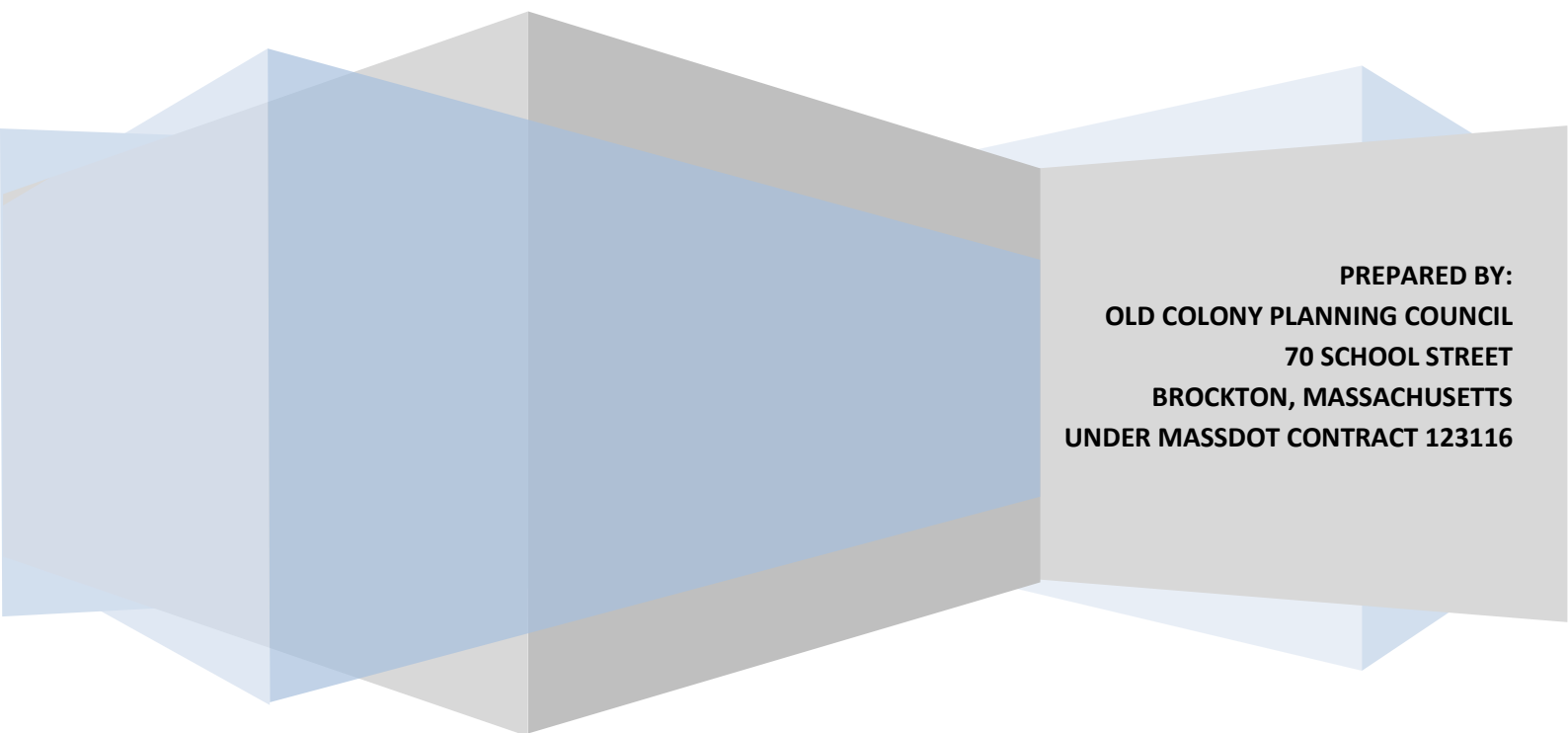
OLD COLONY METROPOLITAN PLANNING ORGANIZATION (MPO)

FFY 2024-2028 OLD COLONY TRANSPORTATION IMPROVEMENT PROGRAM (TIP) AMENDMENT 2

ENDORSED BY THE OLD COLONY MPO ON FEBRUARY 20, 2024

PREPARED IN COOPERATION WITH:

- **BROCKTON AREA TRANSIT AUTHORITY (BAT)**
- **FEDERAL HIGHWAY ADMINISTRATION (FHWA)**
- **FEDERAL TRANSIT ADMINISTRATION (FTA)**
- **MASSACHUSETTS DEPARTMENT OF TRANSPORTATION (MASSDOT)**
- **OLD COLONY PLANNING COUNCIL (OCPC)**



**PREPARED BY:
OLD COLONY PLANNING COUNCIL
70 SCHOOL STREET
BROCKTON, MASSACHUSETTS
UNDER MASSDOT CONTRACT 123116**

OLD COLONY METROPOLITAN PLANNING ORGANIZATION (MPO)
FFY 2024-2028 OLD COLONY TRANSPORTATION IMPROVEMENT PROGRAM (TIP)
ENDORSEMENT OF
FFY 2024-2028 OLD COLONY TRANSPORTATION IMPROVEMENT PROGRAM (TIP)
AMENDMENT 2

This is to certify that the Signatories of the Old Colony Metropolitan Planning Organization, at their Old Colony MPO meeting on February 20, 2024 I hereby approve and endorse the FFY 2024-2028 Old Colony Transportation Improvement Program (TIP) Amendment 2 in its entirety for the Old Colony Region, in accordance with the certified 3C Transportation Planning Process.



Monica Tibbits-Nutt, Secretary and CEO
Massachusetts Department of Transportation (MassDOT);
Chair, Old Colony Metropolitan Planning Organization (OCMPO)

2/20/24

Date



OLD COLONY
PLANNING COUNCIL

Rebecca Coletta, President | Mary Waldron, Executive Director

(508) 583-1833

70 School Street, Brockton, MA 02301

www.oldcolonyplanning.org

NOTICE OF PUBLIC REVIEW AND COMMENT PERIOD
FFY 2024-2028 TRANSPORTATION IMPROVEMENT PROGRAM (TIP)
AMENDMENT 2

Old Colony Planning Council (OCPC) is making the FFY 2024-2028 TIP Amendment 2 available for a Public Review and Comment. Copies will be available at <https://oldcolonyplanning.org> and/or upon request. This process will be used as Brockton Area Transit Authority's (BAT) public participation process. BAT, the Federal Transit Administration (FTA) Section 5307(c) applicant, has consulted with the Old Colony Metropolitan Planning Organization (MPO) and concurs that the public involvement process adopted by the MPO for development of the TIP satisfies the public hearing requirements that pertain to the development of the Program of Projects for the regular Section 5307, Urbanized Area Formula Program, grant applications including the provisions for public notice and the time established for public review and comment. Public notice of public involvement activities and time established for public review and comments on the TIP will satisfy the program of projects (POP) requirements. The public discussion of the TIP at meetings of the Old Colony Joint Transportation Committee (JTC) and Old Colony MPO satisfy the Program of Projects (POP) public hearing requirements of the FTA. A public meeting of the Old Colony MPO is scheduled for February 20, 2024 at 10:00 AM. Please contact William McNulty at (774) 539-5103 for information.

Please send written comments to:
William McNulty
Old Colony Planning Council
70 School Street, Brockton, MA 02301
wmcnulty@ocpcrpa.org

Old Colony FFY 2024-2028 Transportation Improvement Program (TIP)
Proposed Amendment 2
January 16, 2024

The Old Colony Transportation Improvement Program (TIP) is a program of capital improvements and operating assistance for the transportation system in the Old Colony Region. The Old Colony TIP lists projects (highway, bridge, and transit) and operational assistance that receive federal funds and may list some projects that do not receive federal funds.

Amendment 2 includes the following changes:

FFY 2024 - Transit

- BROCKTON AREA TRANSIT (BAT) ROCKLAND MICROTRANSIT SERVICE
 - Adding Project
 - State Fiscal Year 2024 Community Transit Grant Mobility Assistance Program
 - Total Project Cost is \$322,500

- BROCKTON AREA TRANSIT (BAT) BEYOND BROCKTON ADA CORRIDOR – AVON AND STOUGHTON
 - Adding Project
 - State Fiscal Year 2024 Community Transit Grant Mobility Assistance Program
 - Award Amount: \$50,000
 - Total Project Cost with Match is \$100,000

- TOWN OF BRIDGWATER – BRIDGEWATER CARES TRANSIT
 - Adding Project
 - State Fiscal Year 2024 Community Transit Grant Mobility Assistance Program
 - Total Project Cost is \$288,658

- OLD COLONY PLANNING COUNCIL – AREA AGENCY ON AGING ELDER, DISABLED, AND CAREGIVER VOLUNTEER & ALTERNATIVE TRANSPORTATION
 - Adding Project
 - State Fiscal Year 2024 Community Transit Grant Mobility Assistance Program
 - Award Amount is \$30,000
 - Total Project Cost with Match is \$60,000

- SOUTH SHORE COMMUNITY ACTION COUNCIL – TRANSPORTATION PROGRAM
OPERATING ASSISTANCE
 - Adding Project
 - State Fiscal Year 2024 Community Transit Grant Mobility Assistance Program
 - Total Project Cost is \$150,000



TIP Revisions Report

Old Colony

STIP: 2024 - 2028 (A)

Type	Value Changed	Date of Change	Former Value	New Value	Variance	Comments
Federal Fiscal Year 2024						
Mobility Assistance Program						
BAT011650 Multiple: BAT - Rockland Microtransit Service						
Amendment	2024: BAT-OT-Mobility Assistance Program-ETF	12/20/2023	\$0	\$322,500	\$322,500	
BAT011651 Multiple: BAT - Avon/Stoughton Beyond ADA						
Amendment	2024: BAT-OT-Mobility Assistance Program-5310	12/20/2023	\$0	\$50,000	\$50,000	
BAT011653 : Town of Bridgewater - Bridgewater Cares Transit						
Amendment	2024: BAT-OT-Mobility Assistance Program-ETF	12/20/2023	\$0	\$288,658	\$288,658	
BAT011654 : Old Colony Planning Council (OCPC) - OCPC -AAA Elder, Disabled, & Caregiver Volunteer & Alternative Transportation						
Amendment	2024: BAT-OT-Mobility Assistance Program-5310	12/20/2023	\$0	\$30,000	\$30,000	
BAT011655 : South Shore Community Action Council - Transportation Program Operating Assistance						
Amendment	2024: BAT-OT-Mobility Assistance Program-5310	12/20/2023	\$0	\$150,000	\$150,000	

Public Notices

Originally published at enterpriseneews.com on 01/17/2024

FY2024-2028 TIP Amendment 2

LEGAL NOTICE

NOTICE OF PUBLIC REVIEW AND COMMENT PERIOD

FFY 2024-2028 TRANSPORTATION IMPROVEMENT PROGRAM (TIP) AMENDMENT 2

Old Colony Planning Council (OCPC) is making the FFY 2024-2028 TIP Amendment 2 available for a Public Review and Comment. Copies will be available at <https://oldcolonyplanning.org> and/or upon request. This process will be used as Brockton Area Transit Authority's (BAT) public participation process. BAT, the Federal Transit Administration (FTA) Section 5307(c) applicant, has consulted with the Old Colony Metropolitan Planning Organization (MPO) and concurs that the public involvement process adopted by the MPO for development of the TIP satisfies the public hearing requirements that pertain to the development of the Program of Projects for the regular Section 5307, Urbanized Area Formula Program, grant applications including the provisions for public notice and the time established for public review and comment. Public notice of public involvement activities and time established for public review and comments on the TIP will satisfy the program of projects (POP) requirements. The public discussion of the TIP at meetings of the Old Colony Joint Transportation Committee (JTC) and Old Colony MPO satisfy the Program of Projects (POP) public hearing requirements of the FTA. A public meeting of the Old Colony MPO is scheduled for February 20, 2024 at 10:00 AM. Please contact William McNulty at (774) 539-5103 for information.

AD# 9731055

BE 01/17/2024

Public Notices

Originally published at patriotledger.com on 01/17/2024

FY2024-2028 TIP Amendment 2

LEGAL NOTICE

NOTICE OF PUBLIC REVIEW AND COMMENT PERIOD

FFY 2024-2028 TRANSPORTATION IMPROVEMENT PROGRAM (TIP) AMENDMENT 2

Old Colony Planning Council (OCPC) is making the FFY 2024-2028 TIP Amendment 2 available for a Public Review and Comment. Copies will be available at <https://oldcolonyplanning.org> and/or upon request. This process will be used as Brockton Area Transit Authority's (BAT) public participation process. BAT, the Federal Transit Administration (FTA) Section 5307(c) applicant, has consulted with the Old Colony Metropolitan Planning Organization (MPO) and concurs that the public involvement process adopted by the MPO for development of the TIP satisfies the public hearing requirements that pertain to the development of the Program of Projects for the regular Section 5307, Urbanized Area Formula Program, grant applications including the provisions for public notice and the time established for public review and comment. Public notice of public involvement activities and time established for public review and comments on the TIP will satisfy the program of projects (POP) requirements. The public discussion of the TIP at meetings of the Old Colony Joint Transportation Committee (JTC) and Old Colony MPO satisfy the Program of Projects (POP) public hearing requirements of the FTA. A public meeting of the Old Colony MPO is scheduled for February 20, 2024 at 10:00 AM. Please contact William McNulty at (774) 539-5103 for information.

AD# 9731022

PL 01/17/2024

FFY 2024-2028 Old Colony Transportation Improvement Program (TIP) Amendment 2

Public Comment Matrix

Date	Name	Representation	Comment or Comment Summary	Response
1/16/2024	Michael Lambert	Brockton Area Transit Authority	Mr. Lambert thanked MassDOT for the awards to Brockton Area Transit and their continued investment in the Community Transit Grant Program	Noted.
1/31/2024	Old Colony Planning Council	Old Colony Planning Council	The Old Colony Planning Council approves Amendment 2 as presented by OCPC Staff.	Noted.
2/1/2024	Old Colony Joint Transportation Committee	Old Colony Joint Transportation Committee	The Old Colony Joint Transportation Committee (JTC) approves Amendment 2 as presented by OCPC Staff.	Noted.

Comments as of Close of Business (COB) on February 16, 2024.

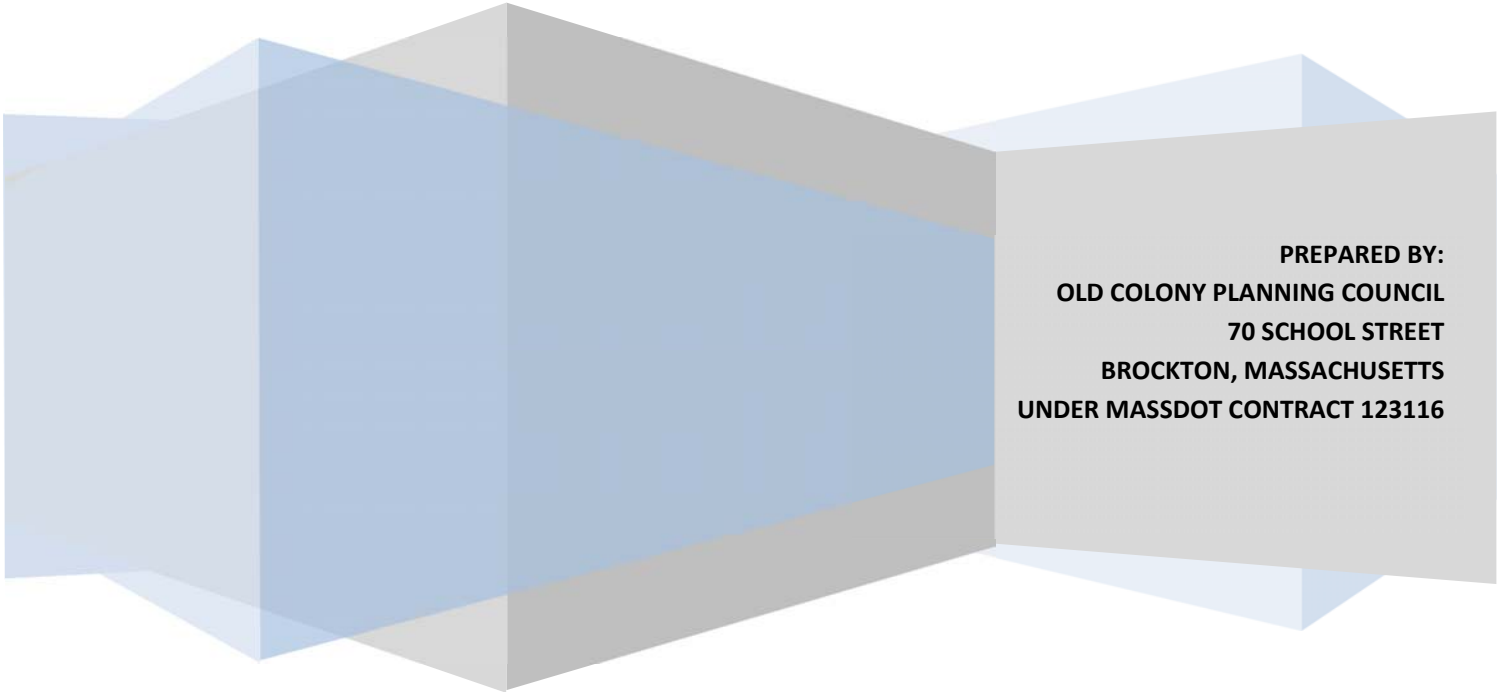
OLD COLONY METROPOLITAN PLANNING ORGANIZATION (MPO)

FFY 2024-2028 OLD COLONY TRANSPORTATION IMPROVEMENT PROGRAM (TIP) AMENDMENT 3

ENDORSED BY THE OLD COLONY MPO ON MAY 21, 2024

PREPARED IN COOPERATION WITH:

- **BROCKTON AREA TRANSIT AUTHORITY (BAT)**
- **FEDERAL HIGHWAY ADMINISTRATION (FHWA)**
- **FEDERAL TRANSIT ADMINISTRATION (FTA)**
- **MASSACHUSETTS DEPARTMENT OF TRANSPORTATION (MASSDOT)**
- **OLD COLONY PLANNING COUNCIL (OCPC)**



**PREPARED BY:
OLD COLONY PLANNING COUNCIL
70 SCHOOL STREET
BROCKTON, MASSACHUSETTS
UNDER MASSDOT CONTRACT 123116**

OLD COLONY METROPOLITAN PLANNING ORGANIZATION (MPO)
FFY 2024-2028 OLD COLONY TRANSPORTATION IMPROVEMENT PROGRAM (TIP)
ENDORSEMENT OF
FFY 2024-2028 OLD COLONY TRANSPORTATION IMPROVEMENT PROGRAM (TIP)
AMENDMENT 3

This is to certify that the Signatories of the Old Colony Metropolitan Planning Organization, at their Old Colony MPO meeting on May 21, 2024 I hereby approve and endorse the FFY 2024-2028 Old Colony Transportation Improvement Program (TIP) Amendment 3 in its entirety for the Old Colony Region, in accordance with the certified 3C Transportation Planning Process.



Monica Tibbits-Nutt, Secretary and CEO
Massachusetts Department of Transportation (MassDOT);
Chair, Old Colony Metropolitan Planning Organization (OCMPO)

5/21/24

Date



Rebecca Coletta, President | Mary Waldron, Executive Director

(508) 583-1833

70 School Street, Brockton, MA 02301

www.oldcolonyplanning.org

NOTICE OF PUBLIC REVIEW AND COMMENT PERIOD
FFY 2024-2028 TRANSPORTATION IMPROVEMENT PROGRAM (TIP)
AMENDMENT 3
FFY 2025-2029 TRANSPORTATION IMPROVEMENT PROGRAM (TIP)

Old Colony Planning Council (OCPC) is making the FFY 2024-2028 TIP Amendment 3 and Draft FFY 2025-2029 Old Colony Transportation Improvement Program (TIP) available for a Public Review and Comment. Copies will be available at <https://oldcolonyplanning.org> and/or upon request. This process will be used as Brockton Area Transit Authority's (BAT) public participation process. BAT, the Federal Transit Administration (FTA) Section 5307(c) applicant, has consulted with the Old Colony Metropolitan Planning Organization (MPO) and concurs that the public involvement process adopted by the MPO for development of the TIP satisfies the public hearing requirements that pertain to the development of the Program of Projects for the regular Section 5307, Urbanized Area Formula Program, grant applications including the provisions for public notice and the time established for public review and comment. Public notice of public involvement activities and time established for public review and comments on the TIP will satisfy the program of projects (POP) requirements. The public discussion of the TIP at meetings of the Old Colony Joint Transportation Committee (JTC) and Old Colony MPO satisfies the Program of Projects (POP) public hearing requirements of the FTA. A public meeting of the Old Colony MPO is scheduled for May 21, 2024 at 10:00 AM. Please contact William McNulty at (774) 539-5103 for information.

Please send written comments to:
William McNulty
Old Colony Planning Council
70 School Street, Brockton, MA 02301
wmcnulty@ocpcrpa.org

Old Colony FFY 2024-2028 Transportation Improvement Program (TIP)
Proposed Amendment 3
April 16, 2024

The Old Colony Transportation Improvement Program (TIP) is a program of capital improvements and operating assistance for the transportation system in the Old Colony Region. The Old Colony TIP lists projects (highway, bridge, and transit) and operational assistance that receive federal funds and may list some projects that do not receive federal funds.

The previously programmed values for the following projects in FFY 2024 in the Old Colony FFY 2024 – 2029 Transportation Improvement Program (TIP) have changed.

FFY 2024

- BROCKTON – INTERSECTION IMPROVEMENTS AT CENTRE STREET (ROUTE 123) AND PLYMOUTH STREET (609052)
 - PROJECT WILL NOT BE READY FOR ADVERTISEMENT IN FFY 2024. TEMPORARILY MOVED TO FFY 2026 (PROJECT IS PROGRAMMED IN FFY 2025 IN FFY 2025-2029 TIP)
 - FORMER VALUE: \$2,792,790.
 - NEW FFY 2024 VALUE: \$0

- BROCKTON – INTERSECTION IMPROVEMENTS AND RELATED WORK AT CENTRE STREET (ROUTE 123), CARY STREET, AND LYMAN STREET (609410)
 - PROJECT COST INCREASE
 - FORMER VALUE: \$2,506,679.
 - NEW VALUE: \$3,379,840.
 - VARIANCE \$873,161.

- PLYMPTON – PLYMPTON- BRIDGE REPLACEMENT, P-14-001 (445), WINNETUXET ROAD OVER WINNETUXET RIVER (609435)
 - PROJECT COST INCREASE
 - FORMER VALUE: \$1,236,628.
 - NEW VALUE: \$2,320,635
 - VARIANCE \$1,084,007.

FFY 2026

- BROCKTON – INTERSECTION IMPROVEMENTS AT CENTRE STREET (ROUTE 123) AND PLYMOUTH STREET (609052)
 - PROJECT TEMPORARILY MOVED FROM FFY 2024 TO FFY 2026, HOWEVER, PROGRAMMED IN FFY 2025 IN DRAFT OLD COLONY FFY 2025-2029 TIP
 - FORMER FFY 2026 VALUE: \$0.
 - NEW FFY 2026 VALUE: \$2,792,790.



TIP Revisions Report
Old Colony

STIP: 2024 - 2028 (A)

Type	Value Changed	Date of Change	Former Value	New Value	Variance	Comments
Federal Fiscal Year 2024						
Section 1A / Regionally Prioritized Projects						
Roadway Reconstruction						
609052 Brockton: BROCKTON- INTERSECTION IMPROVEMENTS AT CENTRE STREET (ROUTE 123) AND PLYMOUTH STREET						
Amendment	2024: Old Colony-CON-Roadway	4/4/2024	\$2,792,790	\$0	-\$2,792,790	
Section 2A / State Prioritized Reliability Projects						
Bridge Off-system						
609435 Plympton: PLYMPTON- BRIDGE REPLACEMENT, P-14-001 (445), WINNETUXET ROAD OVER WINNETUXET RIVER						
Amendment	2024: Statewide-CON-Bridge Off-system-	4/5/2024	\$1,236,628	\$2,320,635	\$1,084,007	
Section 2B / State Prioritized Modernization Projects						
Intersection Improvements						
609410 Brockton: BROCKTON- INTERSECTION IMPROVEMENTS AND RELATED WORK AT CENTRE STREET (ROUTE 123), CARY STREET AND LYMAN STREET						
Amendment	2024: Statewide-CON-Intersection	4/5/2024	\$2,506,679	\$3,379,840	\$873,161	

The Enterprise

Public Notices

Originally published at enterpriseneews.com on 04/17/2024

FFY2024-2028 TIP Amendment 3

LEGAL NOTICE

NOTICE OF PUBLIC REVIEW AND COMMENT PERIOD

FFY 2024-2028 TRANSPORTATION IMPROVEMENT PROGRAM (TIP) AMENDMENT 3

FFY 2025-2029 TRANSPORTATION IMPROVEMENT PROGRAM (TIP)

Old Colony Planning Council (OCPC) is making the FFY 2024-2028 TIP Amendment 3 and Draft FFY 2025-2029 Old Colony Transportation Improvement Program (TIP) available for a Public Review and Comment. Copies will be available at <https://oldcolonyplanning.org> and/or upon request. This process will be used as Brockton Area Transit Authority's (BAT) public participation process. BAT, the Federal Transit Administration (FTA) Section 5307(c) applicant, has consulted with the Old Colony Metropolitan Planning Organization (MPO) and concurs that the public involvement process adopted by the MPO for development of the TIP satisfies the public hearing requirements that pertain to the development of the Program of Projects for the regular Section 5307, Urbanized Area Formula Program, grant applications including the provisions for public notice and the time established for public review and comment. Public notice of public involvement activities and time established for public review and comments on the TIP will satisfy the program of projects (POP) requirements. The public discussion of the TIP at meetings of the Old Colony Joint Transportation Committee (JTC) and Old Colony MPO satisfies the Program of Projects (POP) public hearing requirements of the FTA. A public meeting of the Old Colony MPO is scheduled for May 21, 2024 at 10:00 AM. Please contact William McNulty at (774) 539-5103 for information.

Please send written comments to:

William McNulty

Old Colony Planning Council

70 School Street, Brockton, MA 02301

wmcnulty@ocpcrpa.org

AD# 10066356

BE 04/17/2024

The Patriot Ledger

Public Notices

Originally published at patriotledger.com on 04/17/2024

FFY 2024-2028 TIP Amendment 3

LEGAL NOTICE

NOTICE OF PUBLIC REVIEW AND COMMENT PERIOD

FFY 2024-2028 TRANSPORTATION IMPROVEMENT PROGRAM (TIP) AMENDMENT 3

FFY 2025-2029 TRANSPORTATION IMPROVEMENT PROGRAM (TIP)

Old Colony Planning Council (OCPC) is making the FFY 2024-2028 TIP Amendment 3 and Draft FFY 2025-2029 Old Colony Transportation Improvement Program (TIP) available for a Public Review and Comment. Copies will be available at <https://oldcolonyplanning.org> and/or upon request. This process will be used as Brockton Area Transit Authority's (BAT) public participation process. BAT, the Federal Transit Administration (FTA) Section 5307(c) applicant, has consulted with the Old Colony Metropolitan Planning Organization (MPO) and concurs that the public involvement process adopted by the MPO for development of the TIP satisfies the public hearing requirements that pertain to the development of the Program of Projects for the regular Section 5307, Urbanized Area Formula Program, grant applications including the provisions for public notice and the time established for public review and comment. Public notice of public involvement activities and time established for public review and comments on the TIP will satisfy the program of projects (POP) requirements. The public discussion of the TIP at meetings of the Old Colony Joint Transportation Committee (JTC) and Old Colony MPO satisfies the Program of Projects (POP) public hearing requirements of the FTA. A public meeting of the Old Colony MPO is scheduled for May 21, 2024 at 10:00 AM. Please contact William McNulty at (774) 539-5103 for information.

Please send written comments to:

William McNulty

Old Colony Planning Council

70 School Street, Brockton, MA 02301

wmcnulty@ocpcrpa.org

AD# 10066261

PL 04/17/2024



TIP Revisions Report
Old Colony

STIP: 2024 - 2028 (A)

Type	Value Changed	Date of Change	Former Value	New Value	Variance	Comments
Federal Fiscal Year 2026						
Section 1A / Regionally Prioritized Projects						
Roadway Reconstruction						
609052 Brockton: BROCKTON- INTERSECTION IMPROVEMENTS AT CENTRE STREET (ROUTE 123) AND PLYMOUTH STREET						
Adjustment	2026: Old Colony-CON-Roadway	4/9/2024	\$0	\$2,792,790	\$2,792,790	

FFY 2024-2028 Old Colony Transportation Improvement Program (TIP) Amendment 3

Public Comment Matrix

Date	Name	Representation	Comment or Comment Summary	Response
4/24/2024	Old Colony Planning Council	Old Colony Planning Council	The Old Colony Planning Council approves Amendment 3 as presented by OCPC Staff.	Noted.
5/2/2024	Old Colony Joint Transportation Committee	Old Colony Joint Transportation Committee	The Old Colony Joint Transportation Committee (JTC) approves Amendment 3 as presented by OCPC Staff.	Noted.

Comments as of Close of Business (COB) on May 17, 2024.